

US00D667501S

(12) **United States Design Patent**
Avenatti

(10) **Patent No.:** **US D667,501 S**

(45) **Date of Patent:** **** Sep. 18, 2012**

(54) **BALLPOINT PEN**

(75) Inventor: **Fulvio Avenatti**, Turin (IT)

(73) Assignee: **Stilolinea S.R.L.**, Turin (IT)

(**) Term: **14 Years**

(21) Appl. No.: **29/387,994**

(22) Filed: **Mar. 22, 2011**

(30) **Foreign Application Priority Data**

Nov. 5, 2010 (EM) 001777822

(51) **LOC (9) Cl.** **19-06**

(52) **U.S. Cl.** **D19/48**

(58) **Field of Classification Search** D19/35,
D19/36, 41-51, 54-58; D14/411; 24/11 F,
24/11 P, 11 R; 401/52, 99-109, 192, 195,
401/196

See application file for complete search history.

(56) **References Cited**

U.S. PATENT DOCUMENTS

D234,225 S * 1/1975 Ito D10/48

D330,565 S * 10/1992 Dallaire D19/48

D357,699 S *	4/1995	Takanashi	D19/48
D406,277 S *	3/1999	Lecce	D19/48
D428,441 S *	7/2000	Isobe et al.	D19/53
D442,992 S *	5/2001	Chevalier	D19/48
D506,504 S *	6/2005	Nakazawa et al.	D19/49
D562,895 S *	2/2008	Shibata	D19/50
D569,911 S *	5/2008	Kusaba	D19/57
D641,408 S *	7/2011	Zhang	D19/50
D648,789 S *	11/2011	Shibata	D19/48
D656,193 S *	3/2012	Yuan	D19/50

* cited by examiner

Primary Examiner — Elizabeth Albert

(74) *Attorney, Agent, or Firm* — Patterson & Sheridan, LLP

(57) **CLAIM**

The ornamental design for a ballpoint pen, as shown and described.

DESCRIPTION

FIG. 1 is a right side elevational view of a ballpoint pen showing my new design;

FIG. 2 is a front elevational view thereof;

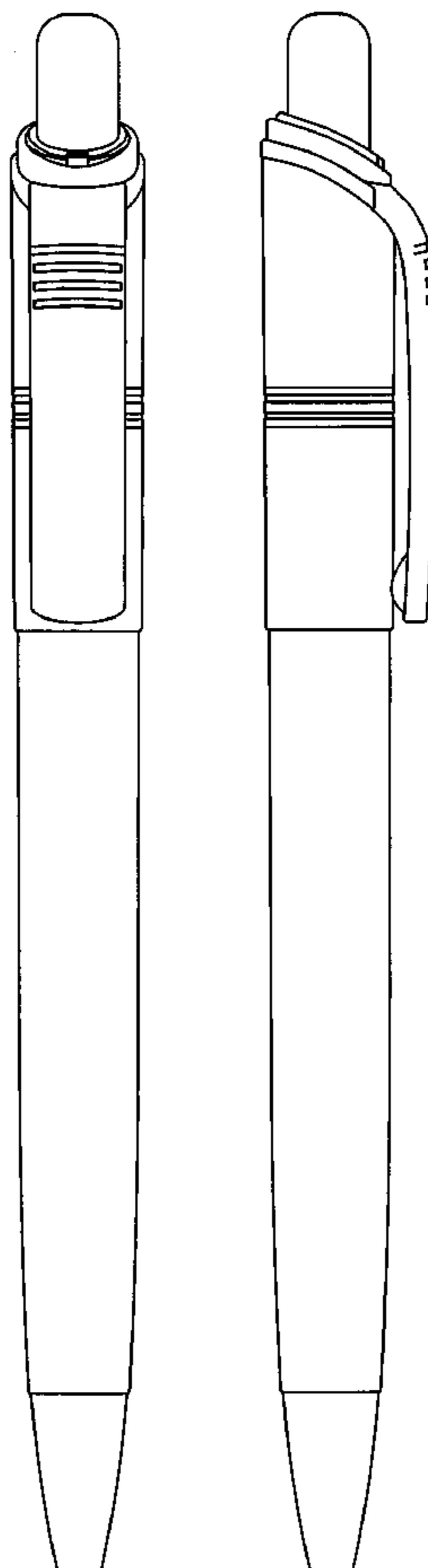
FIG. 3 is a left side elevational view thereof;

FIG. 4 is a rear elevational view thereof;

FIG. 5 is a top plan view thereof; and,

FIG. 6 is a bottom plan view thereof.

1 Claim, 3 Drawing Sheets






FIG. 1




FIG. 2

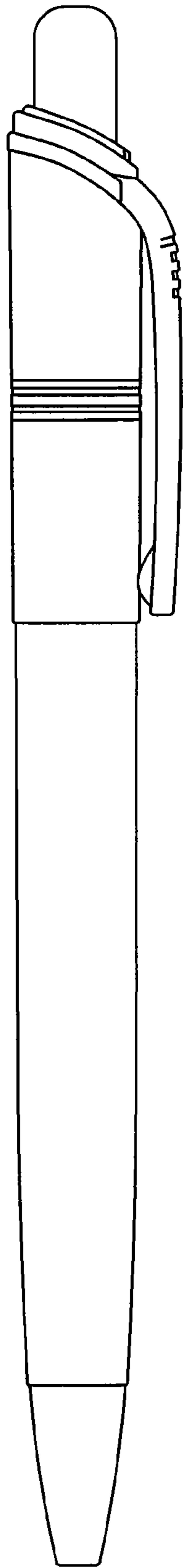


FIG.3




FIG.4

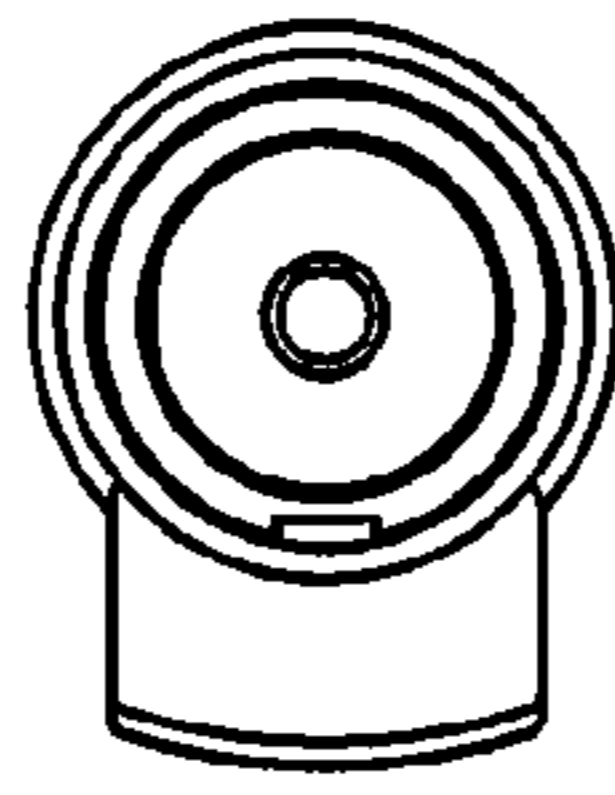


FIG. 5

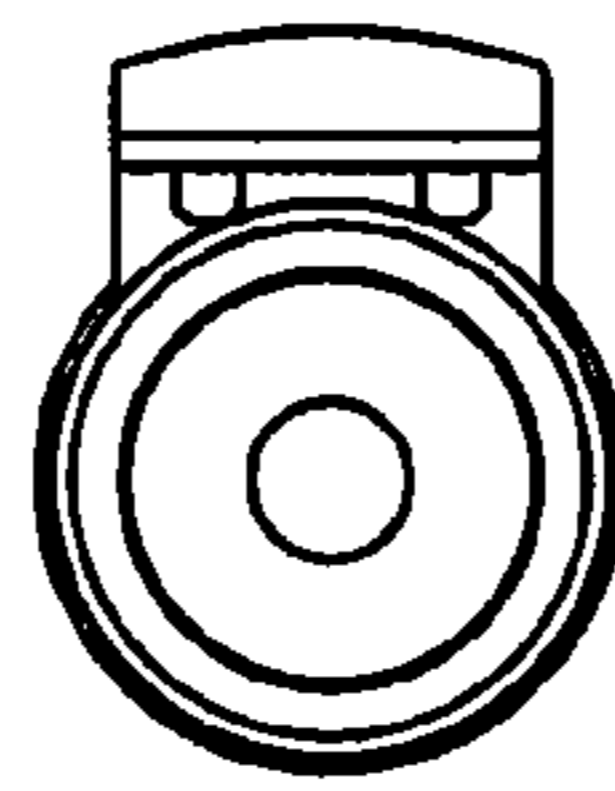


FIG. 6