



US00D667499S

(12) **United States Design Patent**
Lira-Nunez et al.

(10) **Patent No.:** **US D667,499 S**

(45) **Date of Patent:** **** Sep. 18, 2012**

(54) **MARKER**

(75) Inventors: **Carmen Okuku Lira-Nunez**, Downers Grove, IL (US); **Benjamin Thomas Bailey**, Birmingham, MI (US); **Daniel Francis DeBartolo**, Chicago, IL (US)

(73) Assignee: **Sanford L.P.**, Oak Brook, IL (US)

(**) Term: **14 Years**

(21) Appl. No.: **29/391,471**

(22) Filed: **May 9, 2011**

(51) **LOC (9) Cl.** **19-06**

(52) **U.S. Cl.** **D19/43**

(58) **Field of Classification Search** D14/411;
D19/35, 36, 41-51, 54-58; 24/11 R, 11 F,
24/11 P; 401/52, 99-109, 192, 195, 196
See application file for complete search history.

(56) **References Cited**

U.S. PATENT DOCUMENTS

D139,381 S *	11/1944	Harris	D9/504
D201,412 S *	6/1965	De Groft	D19/43
D205,330 S *	7/1966	Capezzuto	D19/43
D220,295 S *	3/1971	Anderson	D19/43
3,776,673 A *	12/1973	DeGroft	425/125

(Continued)

OTHER PUBLICATIONS

Board Dudes double-sided magnetic dry erase markers. Retrieved from the Internet: <URL: <http://www.amazon.com/Board-Dudes->

Double-Sided-Magnetic-14002UA-24/dp/B0028N6QTG/ref=sr_1_4?s=office-products&ie=UTF8&qid=1304340875&sr=1-4>. Publicly available before May 9, 2011.

(Continued)

Primary Examiner — Elizabeth Albert

(74) *Attorney, Agent, or Firm* — Marshall, Gerstein & Borun LLP

(57) **CLAIM**

The ornamental design for a marker, as shown and described.

DESCRIPTION

FIG. 1 is a perspective view showing our new design for a marker;

FIG. 2 is a front view of the marker of FIG. 1;

FIG. 3 is a rear view of the marker of FIG. 1;

FIG. 4 is a right side view of the marker of FIG. 1;

FIG. 5 is a left side view of the marker of FIG. 1;

FIG. 6 is a top plan view of the marker of FIG. 1;

FIG. 7 is a bottom plan view of the marker of FIG. 1;

FIG. 8 is a perspective view showing a second embodiment of our new design for a marker;

FIG. 9 is a front view of the marker of FIG. 8;

FIG. 10 is a rear view of the marker of FIG. 8;

FIG. 11 is a right side view of the marker of FIG. 8;

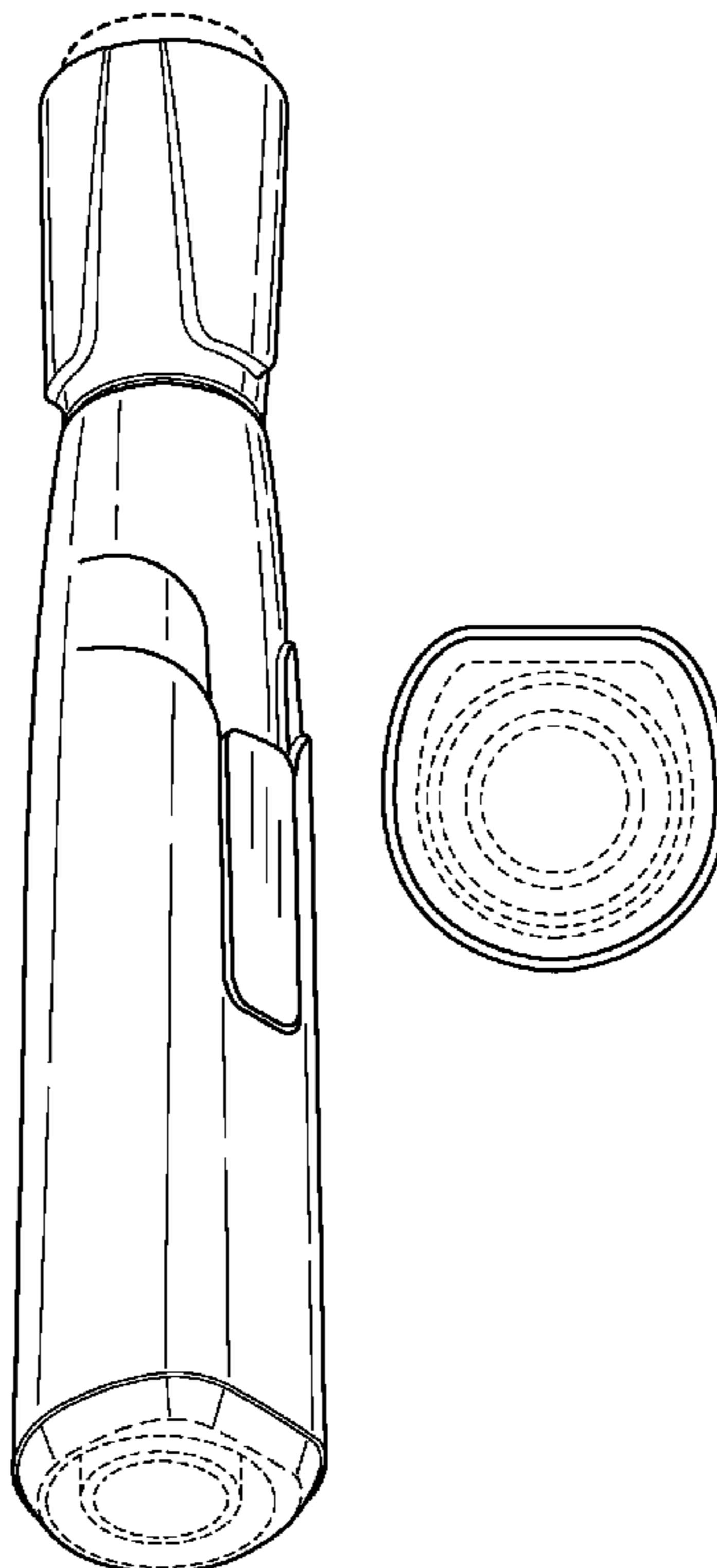
FIG. 12 is a left side view of the marker of FIG. 8;

FIG. 13 is a top plan view of the marker of FIG. 8; and,

FIG. 14 is a bottom plan view of the marker of FIG. 8.

The broken lines showing portions of the marker are included for the purpose of illustrating environment and form no part of the claimed design.

1 Claim, 8 Drawing Sheets



U.S. PATENT DOCUMENTS

D286,546	S	*	11/1986	Funahashi	D19/43
4,872,777	A	*	10/1989	Dalbke	401/199
5,957,603	A	*	9/1999	Bell	401/52
6,247,865	B1	*	6/2001	Russell et al.	401/202
D493,832	S	*	8/2004	Hung	D19/43
D534,211	S	*	12/2006	Kent et al.	D19/43
D540,862	S	*	4/2007	Qiu	D19/43
D547,801	S	*	7/2007	Oka	D19/43
D559,312	S	*	1/2008	Yagyu et al.	D19/43
D569,428	S	*	5/2008	Qiu	D19/43
D597,598	S	*	8/2009	Ma	D19/41
D605,696	S	*	12/2009	Ma	D19/43

OTHER PUBLICATIONS

TUL dry erase organizer set. Retrieved from the Internet: <URL: <http://www.officemax.com/brands/tul/tul-markers/product-ARS24537>>. Publicly available before May 9, 2011.

TUL white-board markers. Retrieved from the Internet: <URL: http://images.businessweek.com/ss/06/12/1227_inhouse_brands/source/3.htm>. Publicly available before May 9, 2011.

Quartet ReWritables dry-erase mini markers w/cap-mounted erasers. Retrieved from the Internet: <URL: http://www.amazon.com/Quartet-ReWritables-Dry-Erase-Cap-Mounted-51-659312Q/dp/B0006VQBTW/ref=sr_1_18?s=office-products&ie=UTF8&qid=1304347699&sr=1-18>. Publicly available before May 9, 2011.

Dooley mini markers w/magnetic eraser cap. Retrieved from the Internet: <URL: http://www.amazon.com/Dooley-Markers-Magnetic-Eraser-310PM/dp/B00290JJPQ/ref=sr_1_4?s=office-products&ie=UTF8&qid=1304347882&sr=1-4>. Publicly available before May 9, 2011.

Dryerase markers with magnetic eraser. Retrieved from the Internet: <URL: <http://www.bi-silque.com/pFinder.php?tag=markers>>. Publicly available before May 9, 2011.

EXPO low odor markers. Retrieved from the Internet: <URL: <http://www.expomarkers.com/markers/low-odor>>. Publicly available before May 9, 2011.

* cited by examiner




FIG. 1

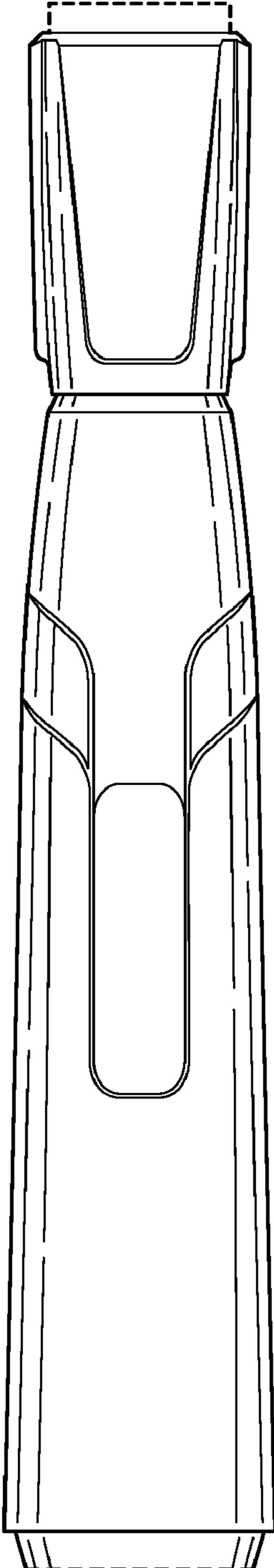


FIG. 2

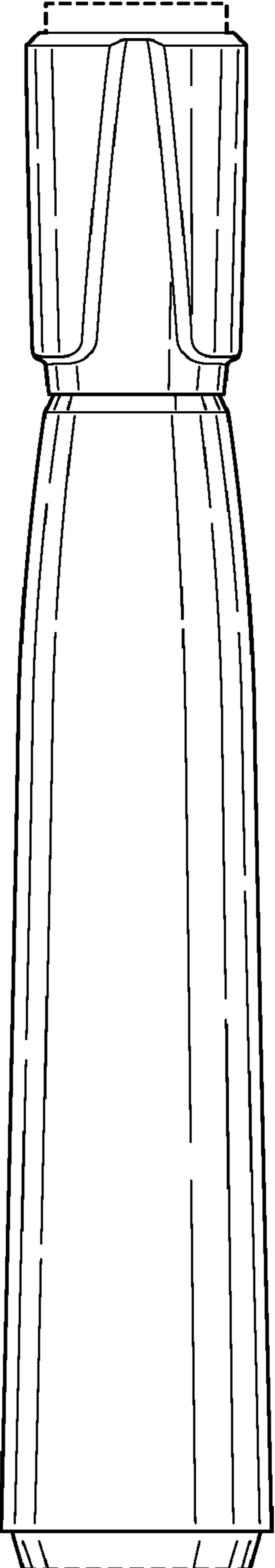


FIG. 3

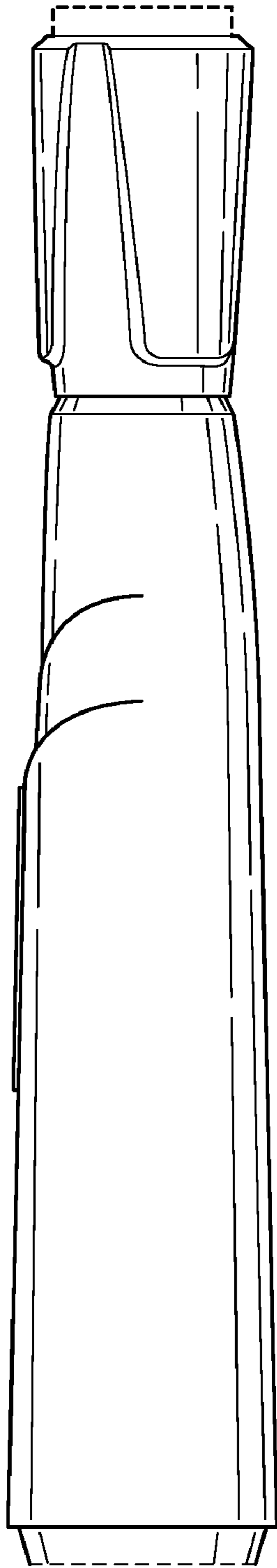


FIG. 4

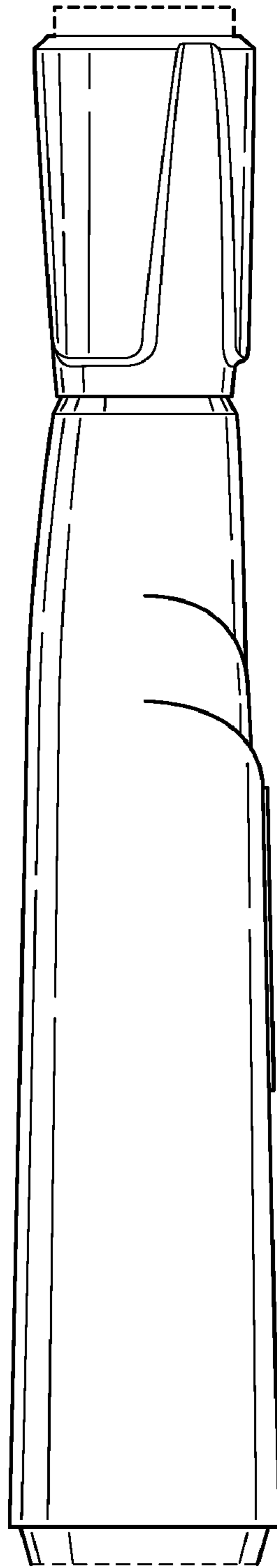


FIG. 5

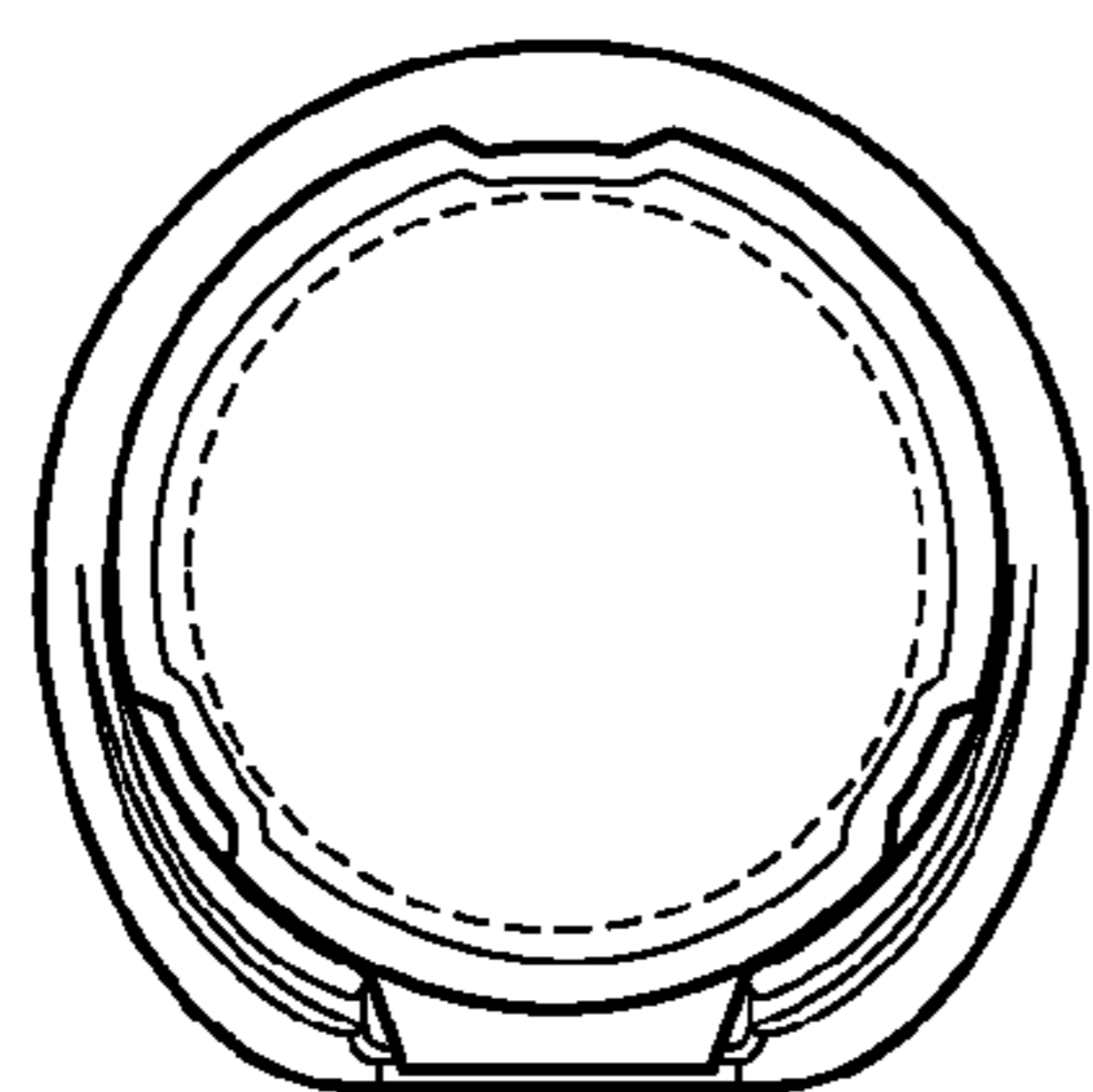


FIG. 6

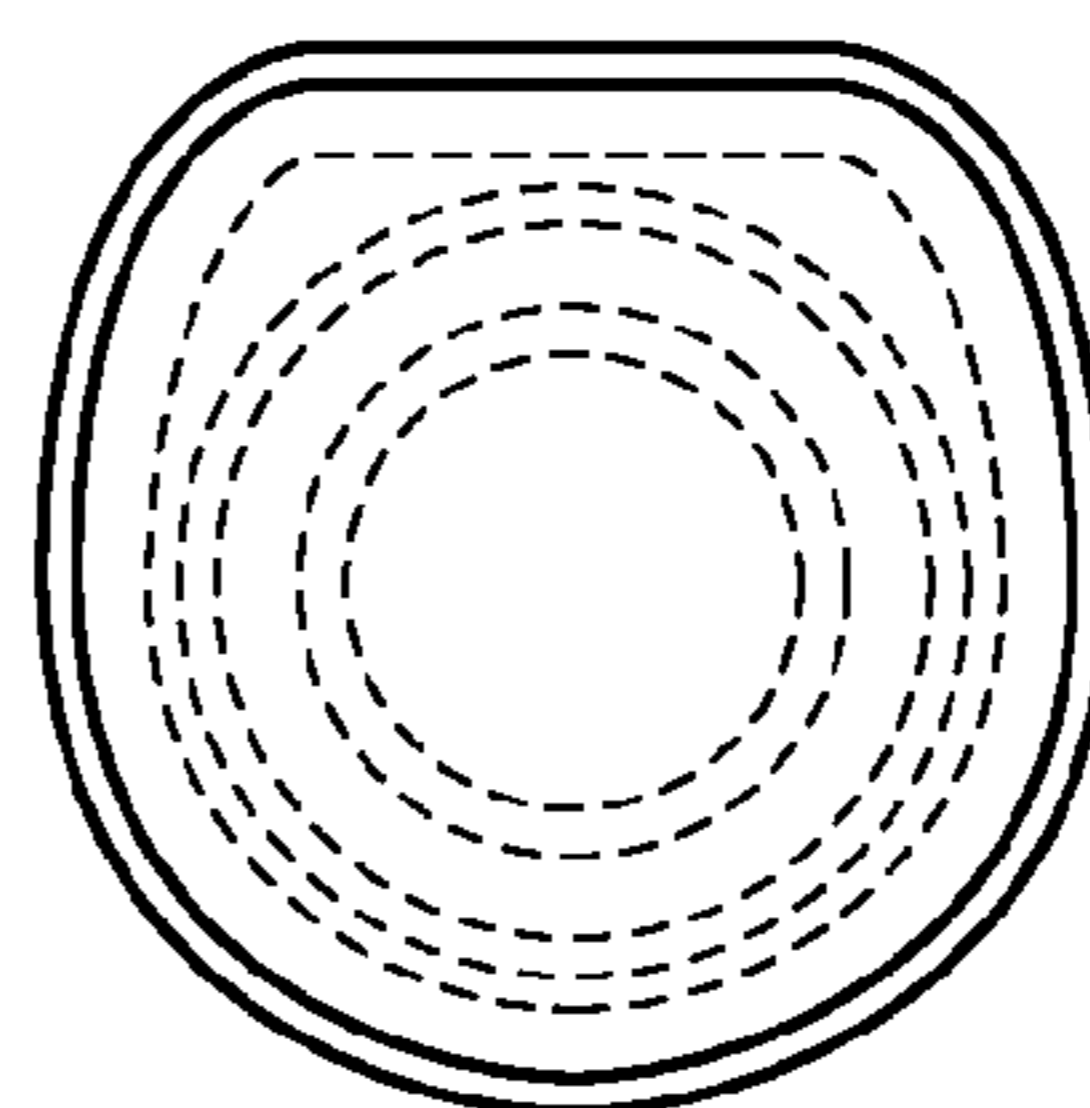


FIG. 7




FIG. 8




FIG. 9

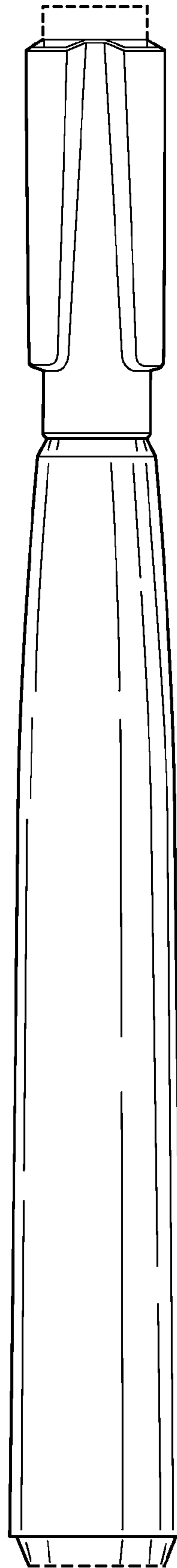


FIG. 10

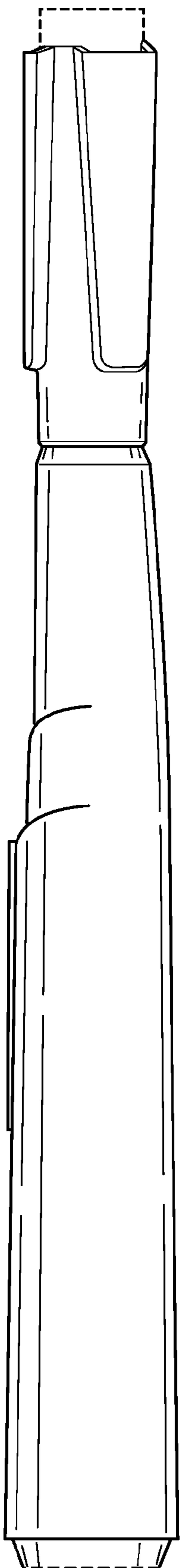


FIG. 11

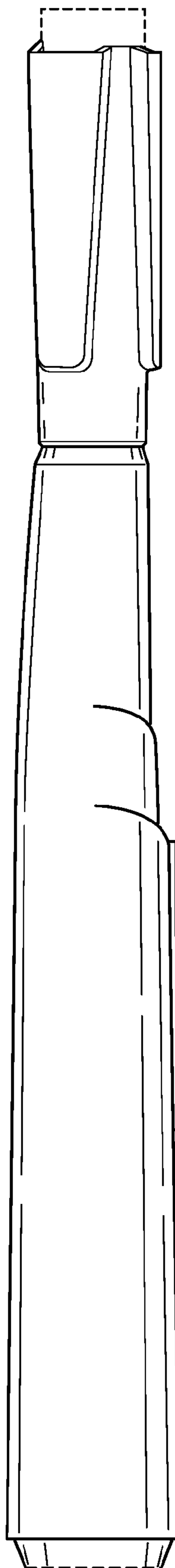


FIG. 12

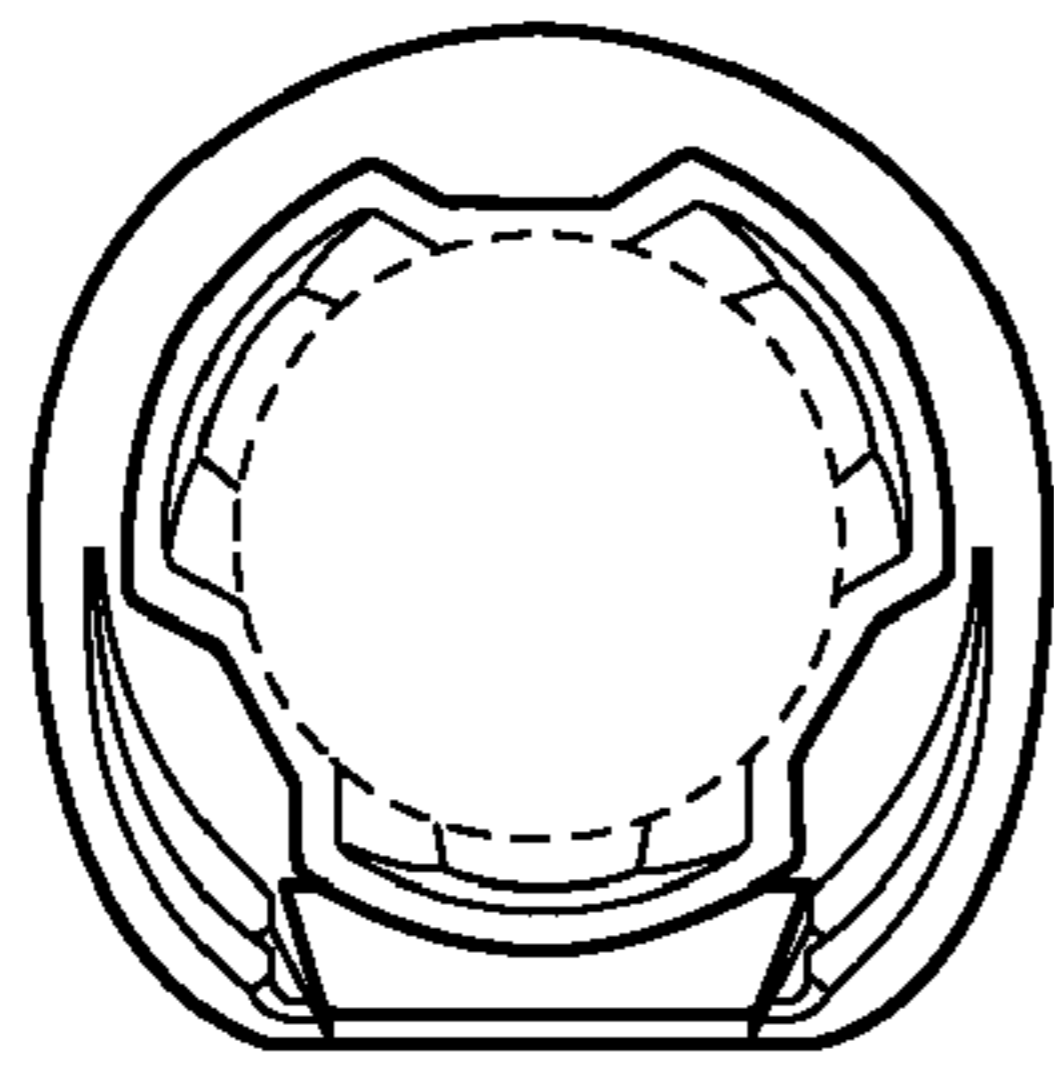


FIG. 13

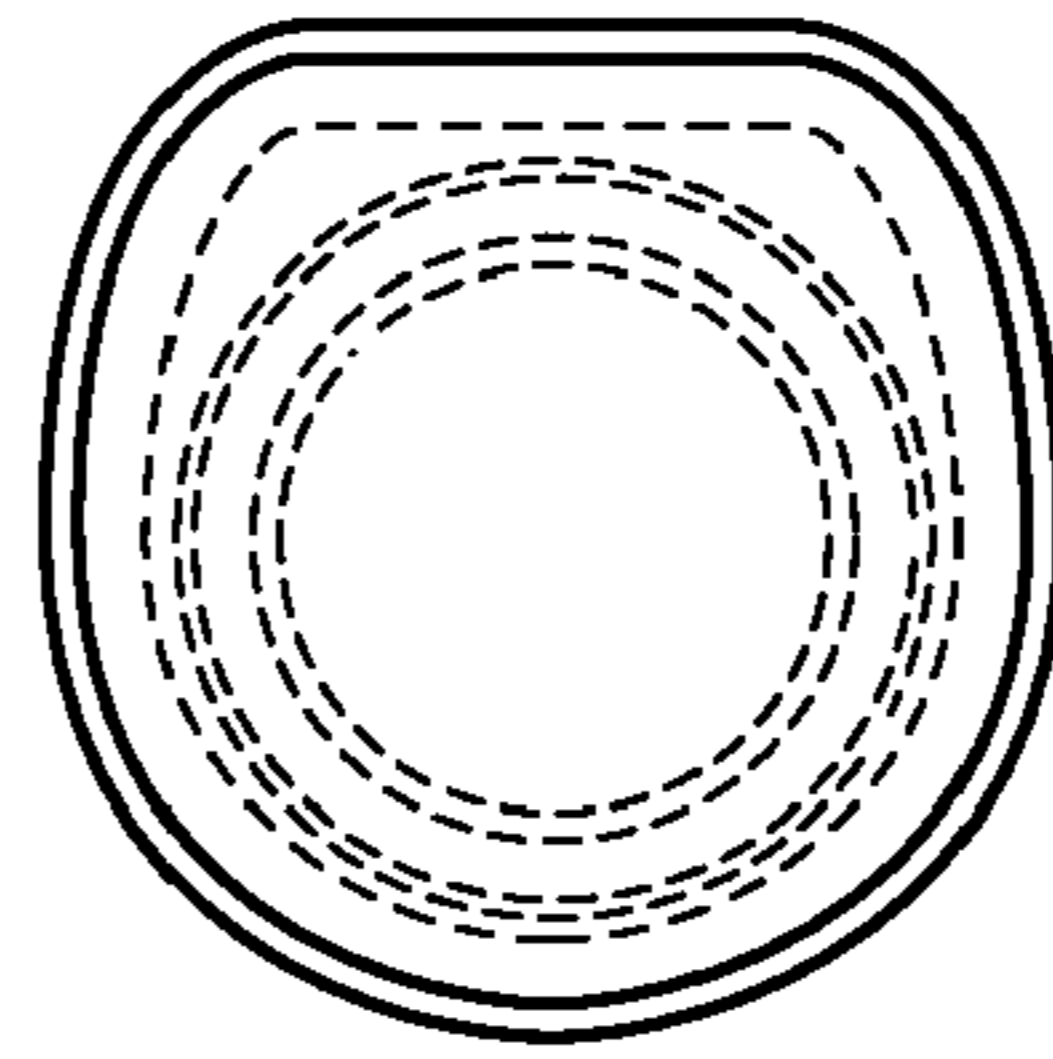


FIG. 14