



US00D667430S

(12) **United States Design Patent**
Ouilhet et al.

(10) **Patent No.:** **US D667,430 S**
(45) **Date of Patent:** **** Sep. 18, 2012**

(54) **ELECTRONIC DEVICE WITH A GRAPHICAL DISPLAY ELEMENT**

(75) Inventors: **Hector Ouilhet**, New York, NY (US);
James H. Powell, Pittsburgh, PA (US)

(73) Assignee: **Google Inc.**, Mountain View, CA (US)

(**) Term: **14 Years**

(21) Appl. No.: **29/407,950**

(22) Filed: **Dec. 5, 2011**

Related U.S. Application Data

(62) Division of application No. 29/361,365, filed on May 10, 2010, now Pat. No. Des. 651,611.

(30) **Foreign Application Priority Data**

Apr. 22, 2010 (EM) 001698663-0002
Apr. 30, 2010 (EM) 001703117

(51) **LOC (9) Cl.** **32-00**

(52) **U.S. Cl.** **D14/489**

(58) **Field of Classification Search** D14/485-495;
D18/26, 31-33; D20/11, 12, 23-25, 29-32,
D20/36-38; 715/700-867, 973-977

See application file for complete search history.

(56) **References Cited**

U.S. PATENT DOCUMENTS

D2,248 S * 1/1866 Hoge et al. D20/23
D2,775 S * 9/1867 Behr D20/36
D244,262 S * 5/1977 Nakamura D10/126
D248,931 S * 8/1978 Nakamura D10/125
D248,932 S * 8/1978 Nakamura D10/125
D249,025 S * 8/1978 Nakamura D10/125
D399,501 S * 10/1998 Arora et al. D14/491
5,861,889 A * 1/1999 Wallace et al. 345/619
5,920,304 A * 7/1999 Berstis 715/861

D416,550 S * 11/1999 Richter D14/489
6,690,991 B1 * 2/2004 Kobayashi 700/195
D505,135 S * 5/2005 Sapp et al. D14/489
D534,541 S * 1/2007 Retuta et al. D14/486
D534,915 S * 1/2007 Retuta et al. D14/486
D550,700 S * 9/2007 Griffith D14/492
D563,965 S * 3/2008 Van Dongen et al. D14/485
D580,451 S * 11/2008 Steele et al. D14/489
D589,053 S * 3/2009 Steele et al. D14/489
D601,570 S * 10/2009 Vu et al. D14/485

(Continued)

OTHER PUBLICATIONS

1000 Icons, Symbols + Pictograms: Visual Communication for Every Language, Rockport Publishers, Gloucester, MA © 2006, p. 165.*
Emigre Fonts, [online], [retrieved on Apr. 24, 2008]. Retrieved from the Internet <URL: <http://www.user-experience-blog.de/archives/poppi.gif>>.*
Symbol Source Book, by Henry Dreyfuss, Van Nostrand Reinhold Company, New York, NY, © 1972, p. 47.*

Primary Examiner — Karen E Kearney

(74) *Attorney, Agent, or Firm* — Fish & Richardson P.C.

(57) **CLAIM**

The ornamental design for an electronic device with a graphical display element, as shown and described.

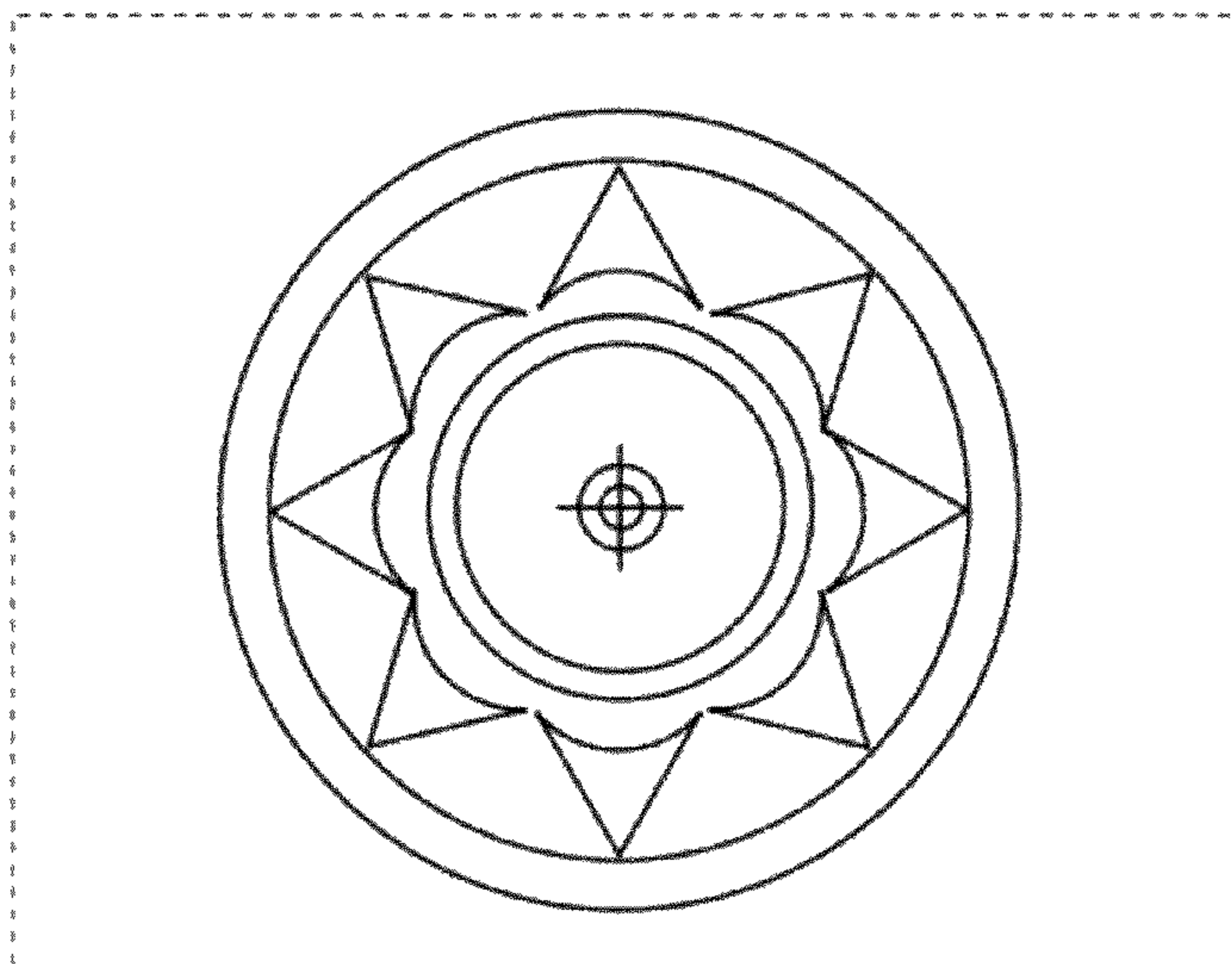
DESCRIPTION

FIG. 1 is a front view of an electronic device with a graphical display element; and,

FIG. 2 is a front view thereof, shown without the broken lines illustrating the text and various portions of the graphical display element.

The broken line showing of the electronic device in all the figures and the broken line showings of the text and various portions of the graphical display element in FIG. 1 form no part of the claimed design.

1 Claim, 1 Drawing Sheet



US D667,430 S

Page 2

U.S. PATENT DOCUMENTS			
D601,571 S	*	10/2009	Vu et al. D14/485
D619,614 S	*	7/2010	O'Mullan et al. D14/489
D625,733 S	*	10/2010	Anzures D14/486
D635,987 S	*	4/2011	Mays et al. D14/487
			7,979,810 B2 * 7/2011 Cho 715/864
			2005/0132305 A1 * 6/2005 Guichard et al. 715/855
			2008/0079696 A1 * 4/2008 Shim et al. 345/170
			2010/0217458 A1 * 8/2010 Schweiger et al. 701/3
			* cited by examiner

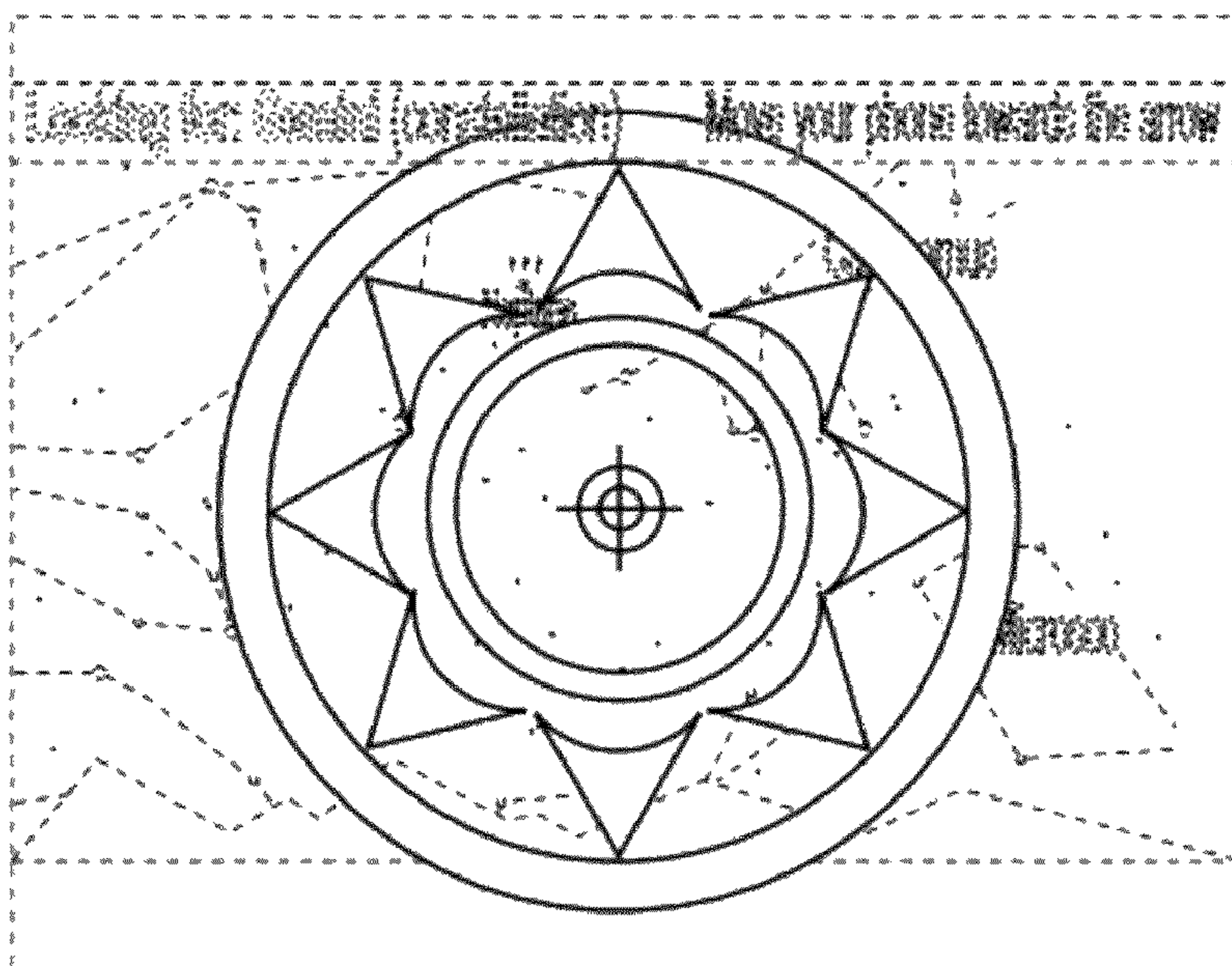


FIG. 1

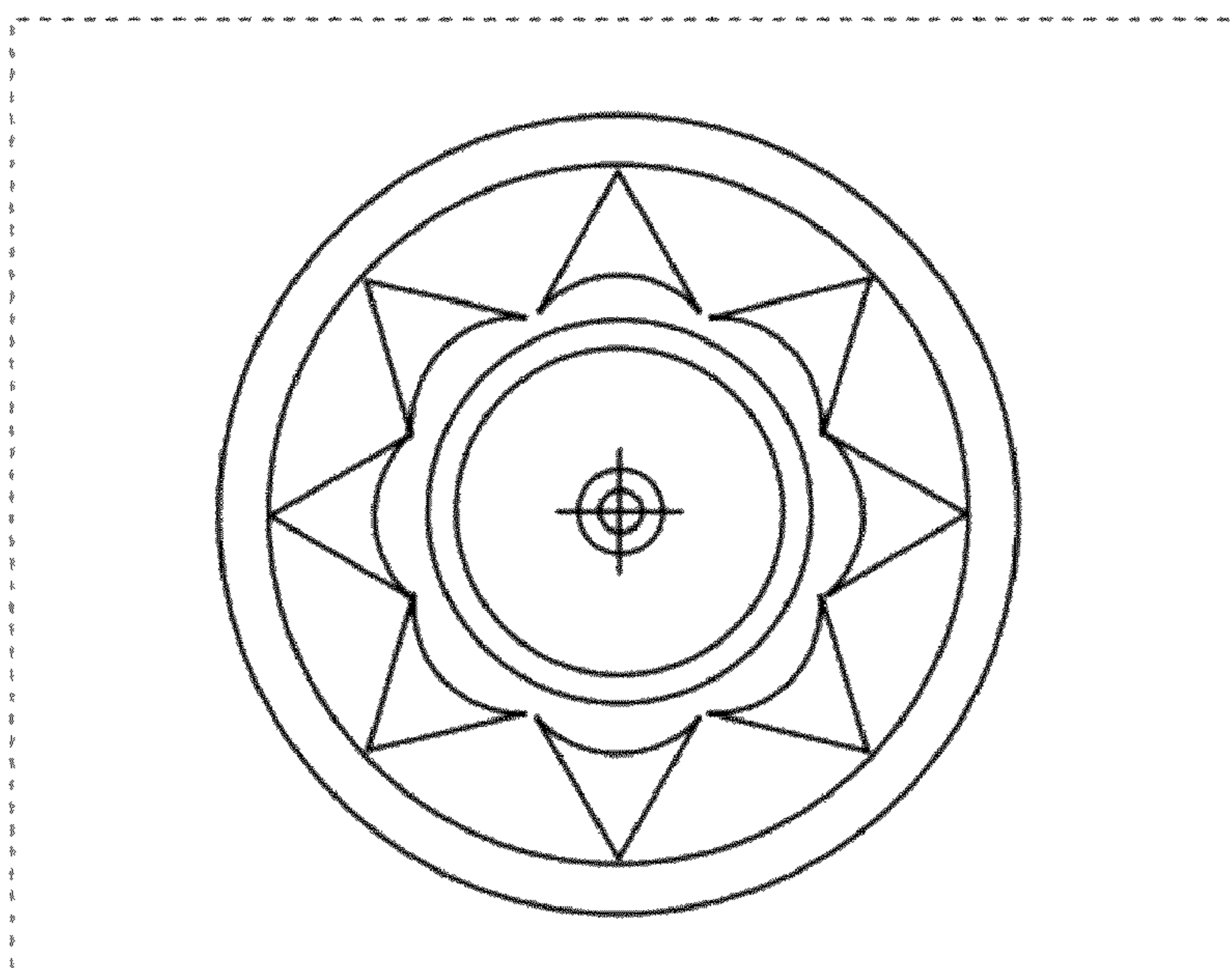


FIG. 2