

US00D667401S

(12) **United States Design Patent**  
**Mueller et al.**

(10) **Patent No.:** **US D667,401 S**

(45) **Date of Patent:** **\*\* Sep. 18, 2012**

(54) **COMPUTER**

(75) Inventors: **Alexander Mueller**, Fuerth (DE);  
**Sebastian Maier**, Fuerth (DE)

(73) Assignee: **Sartorius Weighing Technology GmbH**  
(DE)

(\*\*) Term: **14 Years**

(21) Appl. No.: **29/398,778**

(22) Filed: **Aug. 4, 2011**

(30) **Foreign Application Priority Data**

Feb. 7, 2011 (EM) ..... 001817503-0011

(51) **LOC (9) Cl.** ..... **14-02**

(52) **U.S. Cl.** ..... **D14/354**

(58) **Field of Classification Search** ..... D14/300–302,  
D14/308, 349–356; D13/162, 184, 199;  
312/223.1–223.3, 351.11; 360/99.01–99.12;  
369/34.01–36.01; 361/679.31–679.33, 679.6

See application file for complete search history.

(56) **References Cited**

**U.S. PATENT DOCUMENTS**

D444,467 S \* 7/2001 Lin et al. .... D14/349  
6,549,397 B1 \* 4/2003 Diaz et al. .... 361/679.6  
D495,696 S \* 9/2004 Peng et al. .... D14/349

D524,309 S \* 7/2006 Zhang et al. .... D14/349  
D535,493 S \* 1/2007 Bixby et al. .... D6/446  
D538,804 S \* 3/2007 Lee et al. .... D14/349  
D544,478 S \* 6/2007 Lai ..... D14/349  
D578,118 S \* 10/2008 Lai ..... D14/349  
D585,058 S \* 1/2009 Sun et al. .... D14/349

\* cited by examiner

*Primary Examiner* — Freda S Nunn

(74) *Attorney, Agent, or Firm* — Gerald E. Hespos; Michael J. Porco

(57) **CLAIM**

The ornamental design for a computer, as shown and described.

**DESCRIPTION**

FIG. 1 is a front perspective view of a computer showing the new design;

FIG. 2 is a rear perspective view thereof;

FIG. 3 is a front elevational view thereof;

FIG. 4 is a rear elevational view thereof;

FIG. 5 is a top plan view thereof;


FIG. 6 is a bottom plan view thereof;

FIG. 7 is a right side elevational view thereof; and,

FIG. 8 is a left side elevational view thereof.

The portion shown in dashed lines forms no part of the claimed design.

**1 Claim, 8 Drawing Sheets**






FIG. 1

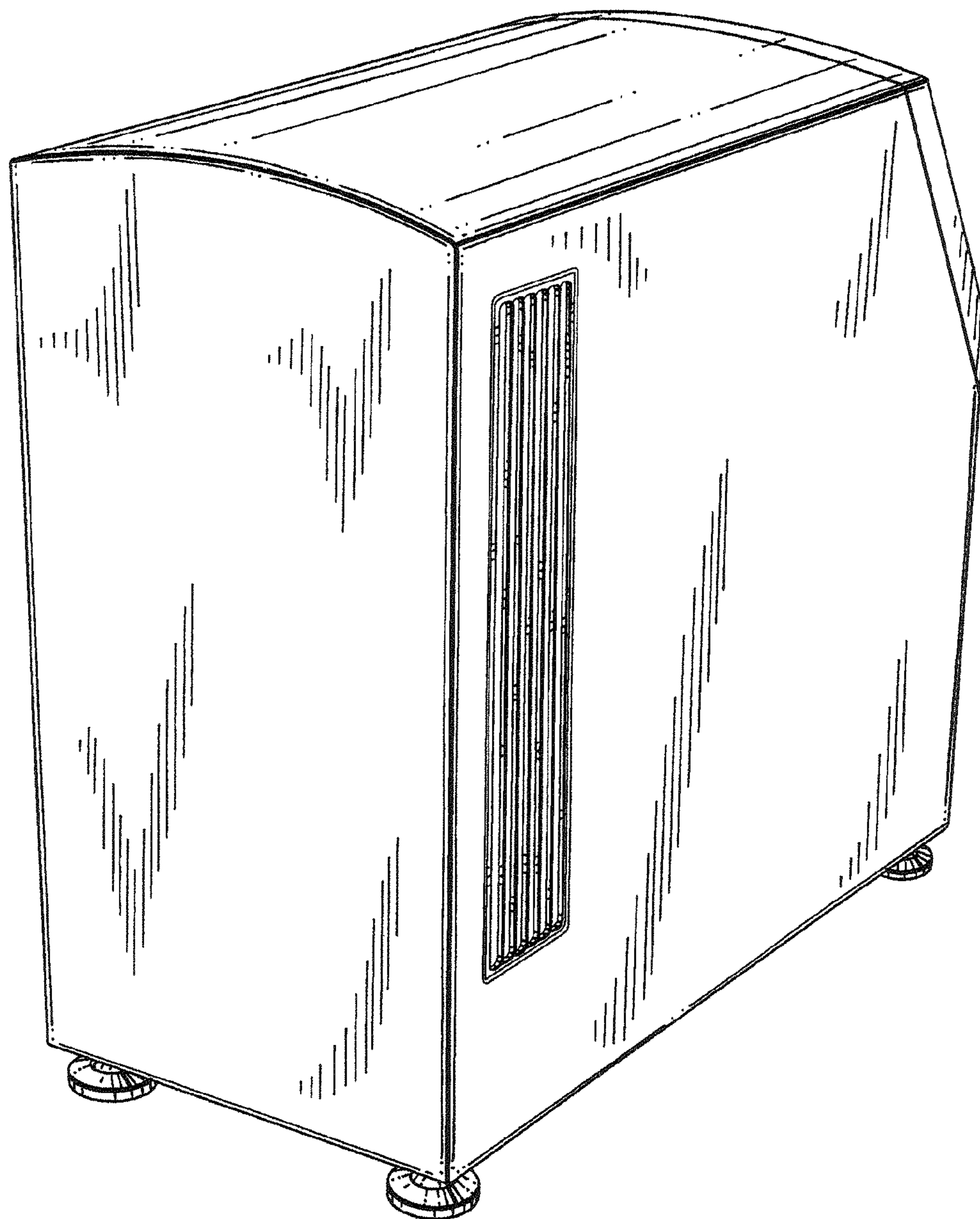


FIG.2

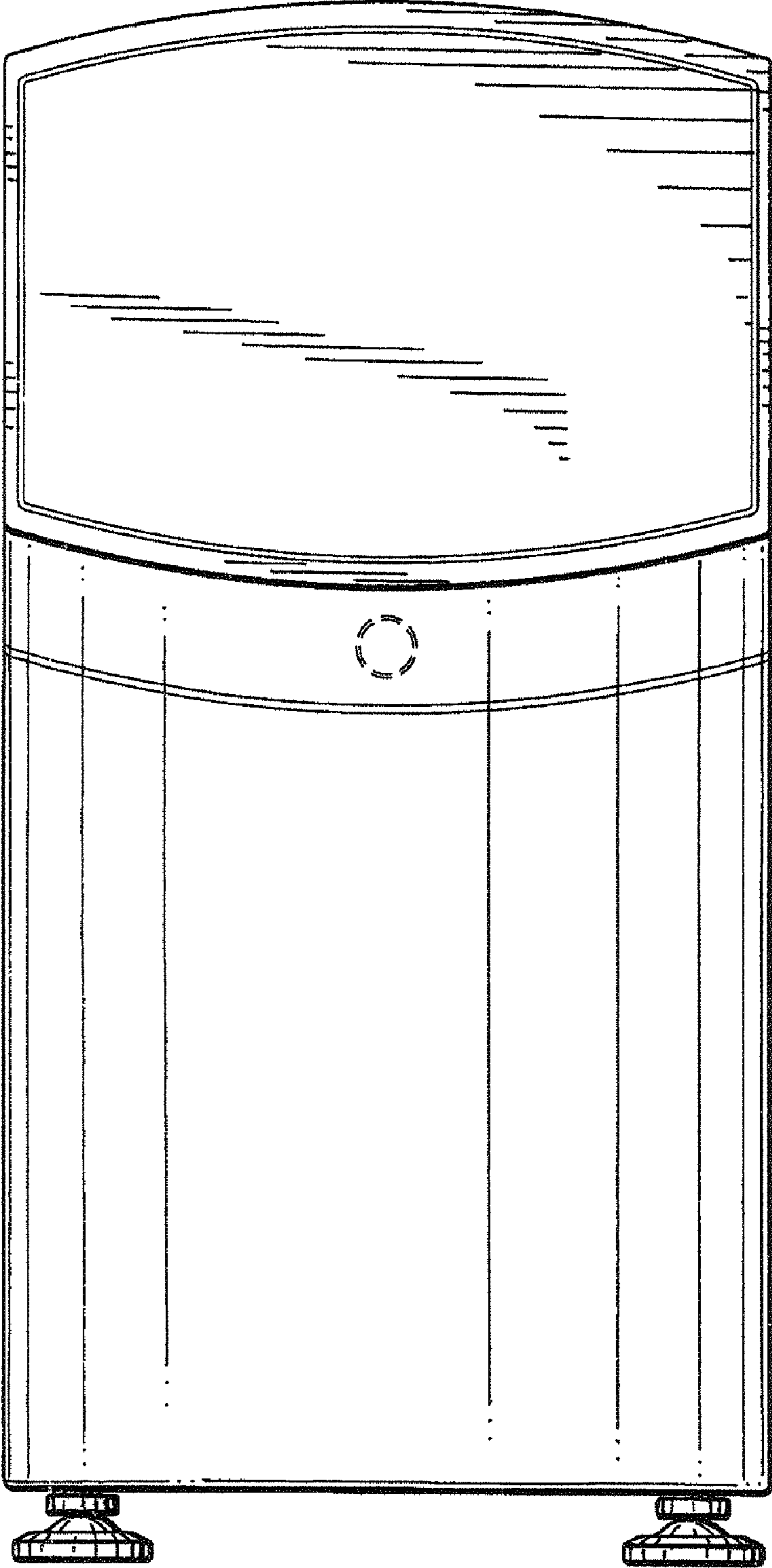


FIG.3

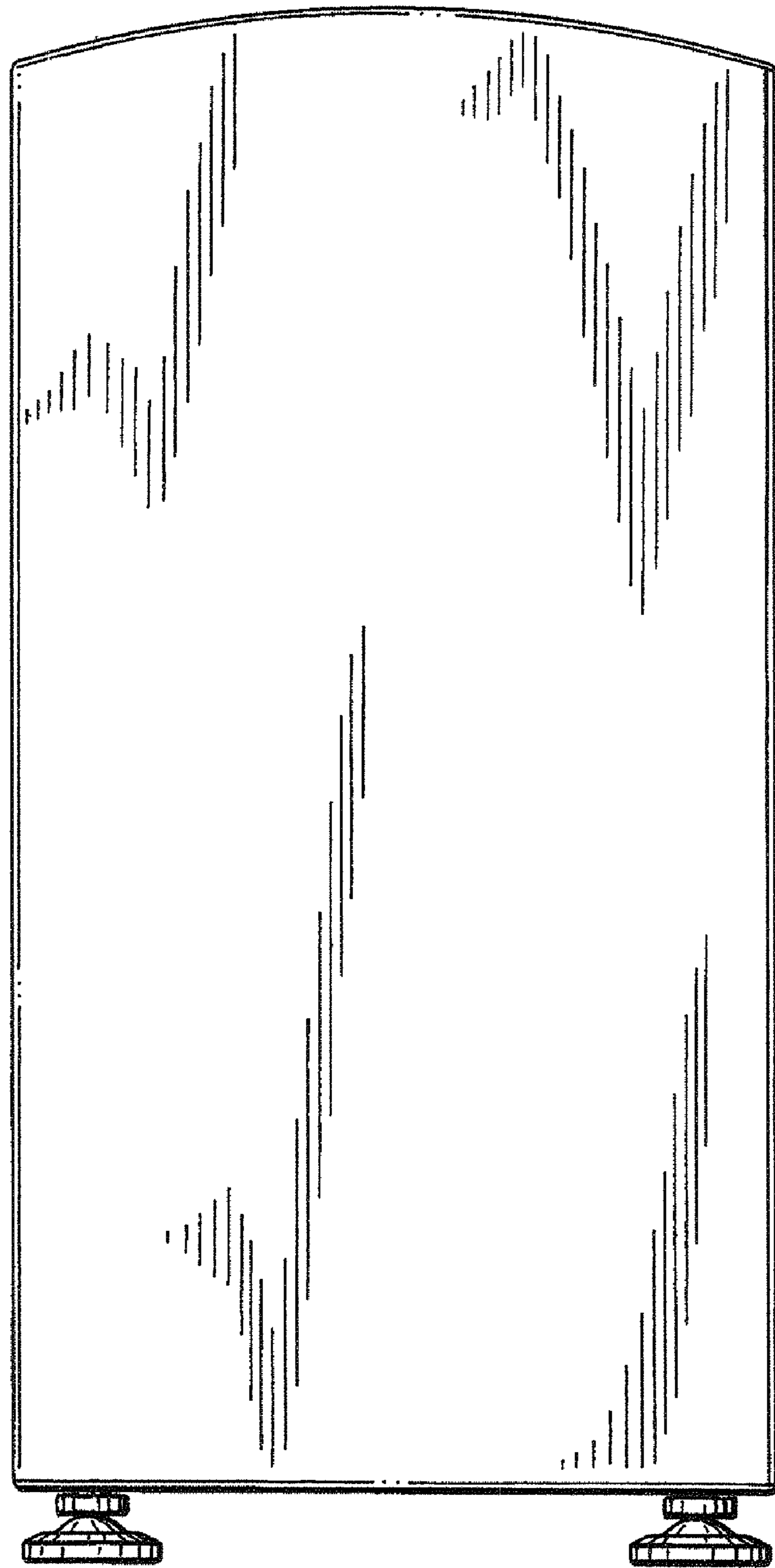


FIG. 4




FIG. 5


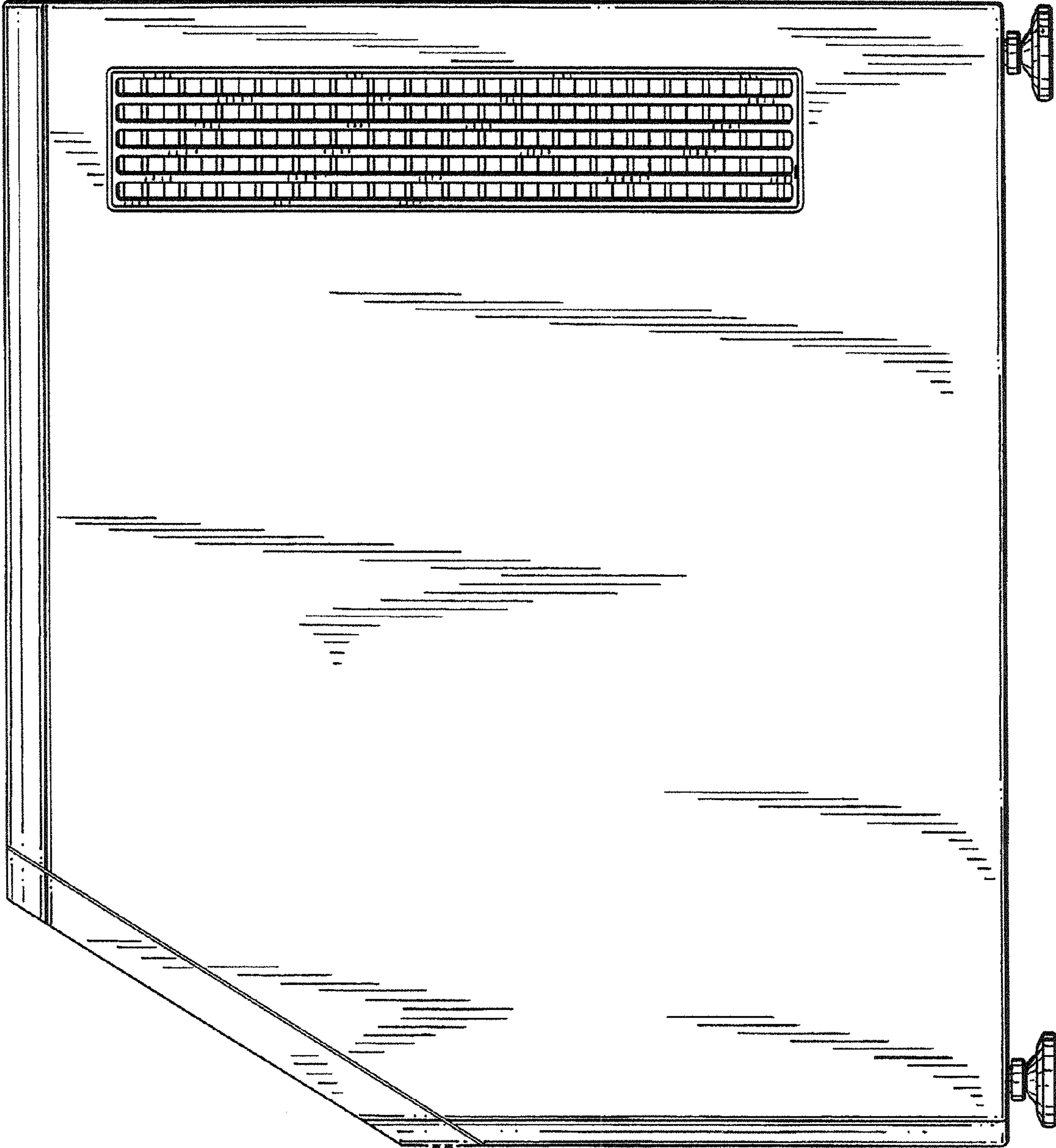


FIG. 6

FIG. 7





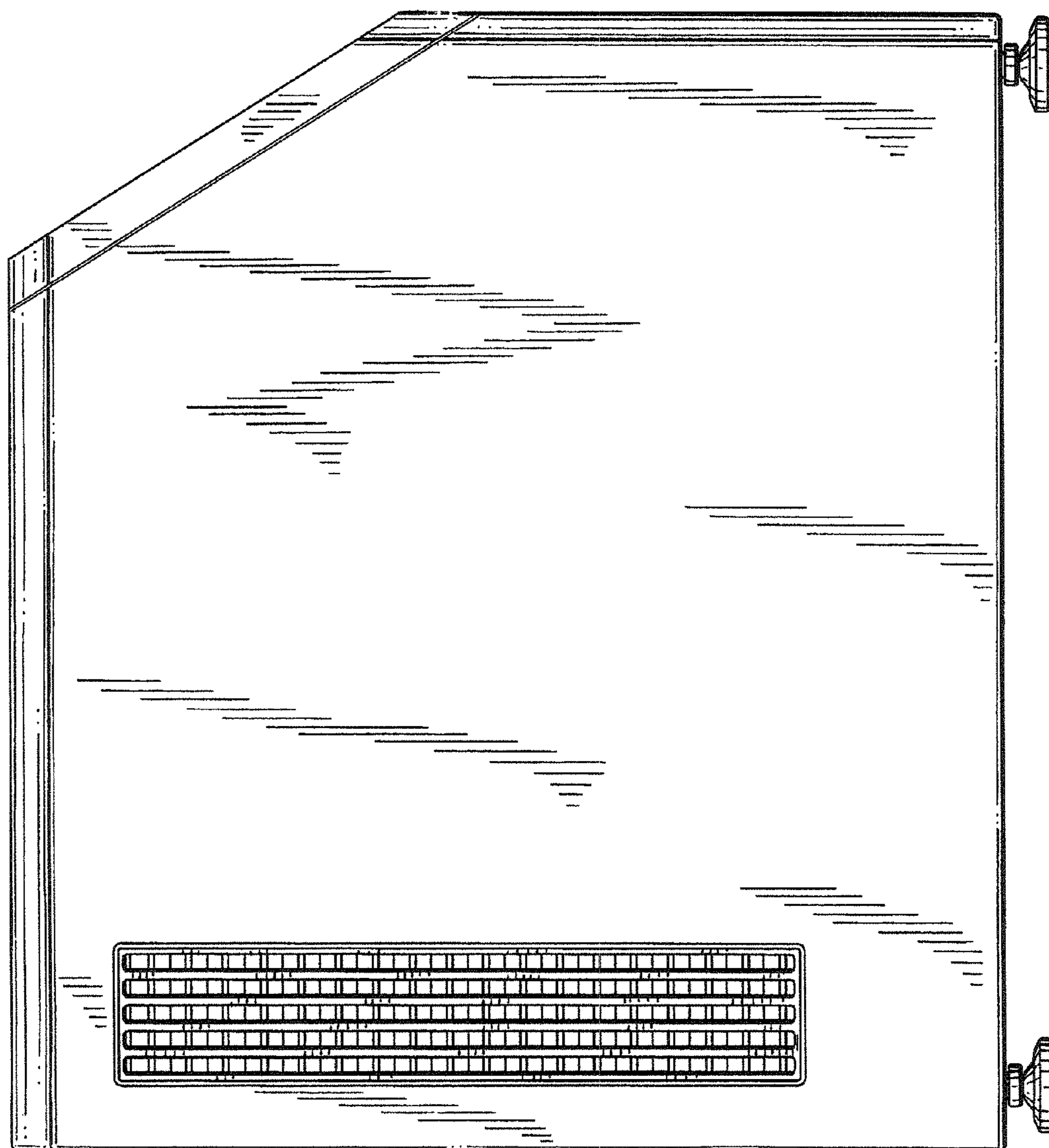


FIG.8