

US00D667398S

(12) **United States Design Patent**
Koh

(10) **Patent No.:** **US D667,398 S**

(45) **Date of Patent:** **** Sep. 18, 2012**

(54) **TERMINAL FOR PORTABLE MOBILE COMMUNICATION**

(75) Inventor: **Min-Ah Koh**, Seoul (KR)

(73) Assignee: **Samsung Electronics Co., Ltd.**, Suwon-Si (KR)

(**) Term: **14 Years**

(21) Appl. No.: **29/388,129**

(22) Filed: **Mar. 24, 2011**

(30) **Foreign Application Priority Data**

Dec. 16, 2010 (KR) 30-2010-0054569

(51) **LOC (9) Cl.** **14-02**

(52) **U.S. Cl.** **D14/341**

(58) **Field of Classification Search** D14/341-347, D14/137, 138, 138.1, 138 A, 138 AA, 138 R, D14/138 AB, 138 AC, 138 AD, 138 C, 138 G, D14/496, 203.1, 203.3, 203.4, 203.5, 203.7, D14/426, 427, 432, 429, 129, 130, 420, 439-441, D14/448, 125, 147, 156, 218, 247-248, 250, D14/389, 388, 315-318; D10/65, 104; D18/6-7; D21/324, 329, 330; D19/26, 59, 60; 455/556.1, 455/556.2, 566, 575.1, 90.3; 379/433.04, 379/433.01, 433.06, 916; 345/169, 173, 345/901, 905; 361/679.26, 679.27, 679.3, 361/679.55, 679.56

See application file for complete search history.

(56) **References Cited**

U.S. PATENT DOCUMENTS

D337,569 S * 7/1993 Kando D14/341
D490,420 S * 5/2004 Solomon et al. D14/341
D504,889 S * 5/2005 Andre et al. D14/341
D557,259 S * 12/2007 Hirsch D14/217
D600,690 S * 9/2009 Miyaji D14/341
D602,014 S * 10/2009 Andre et al. D14/341

D602,017 S * 10/2009 Andre et al. D14/341
D602,487 S * 10/2009 Maskatia D14/341
D617,793 S * 6/2010 Chiang et al. D14/341
D627,777 S * 11/2010 Akana et al. D14/341
D633,090 S * 2/2011 Andre et al. D14/341
D636,391 S * 4/2011 Shen et al. D14/341
D636,769 S * 4/2011 Wood et al. D14/341
D636,770 S * 4/2011 Li D14/341
D638,395 S * 5/2011 Finnegan D14/203.7
D638,815 S * 5/2011 Lee et al. D14/138 G
D639,805 S * 6/2011 Song et al. D14/341
D641,018 S * 7/2011 Lee et al. D14/341
D645,465 S * 9/2011 Lin et al. D14/341
D653,641 S * 2/2012 Chen D14/138 G
D654,497 S * 2/2012 Lee D14/341
D654,889 S * 2/2012 Kim et al. D14/138 G
D654,893 S * 2/2012 Jung D14/138 G

(Continued)

Primary Examiner — Barbara Fox

(74) *Attorney, Agent, or Firm* — Staas & Halsey LLP

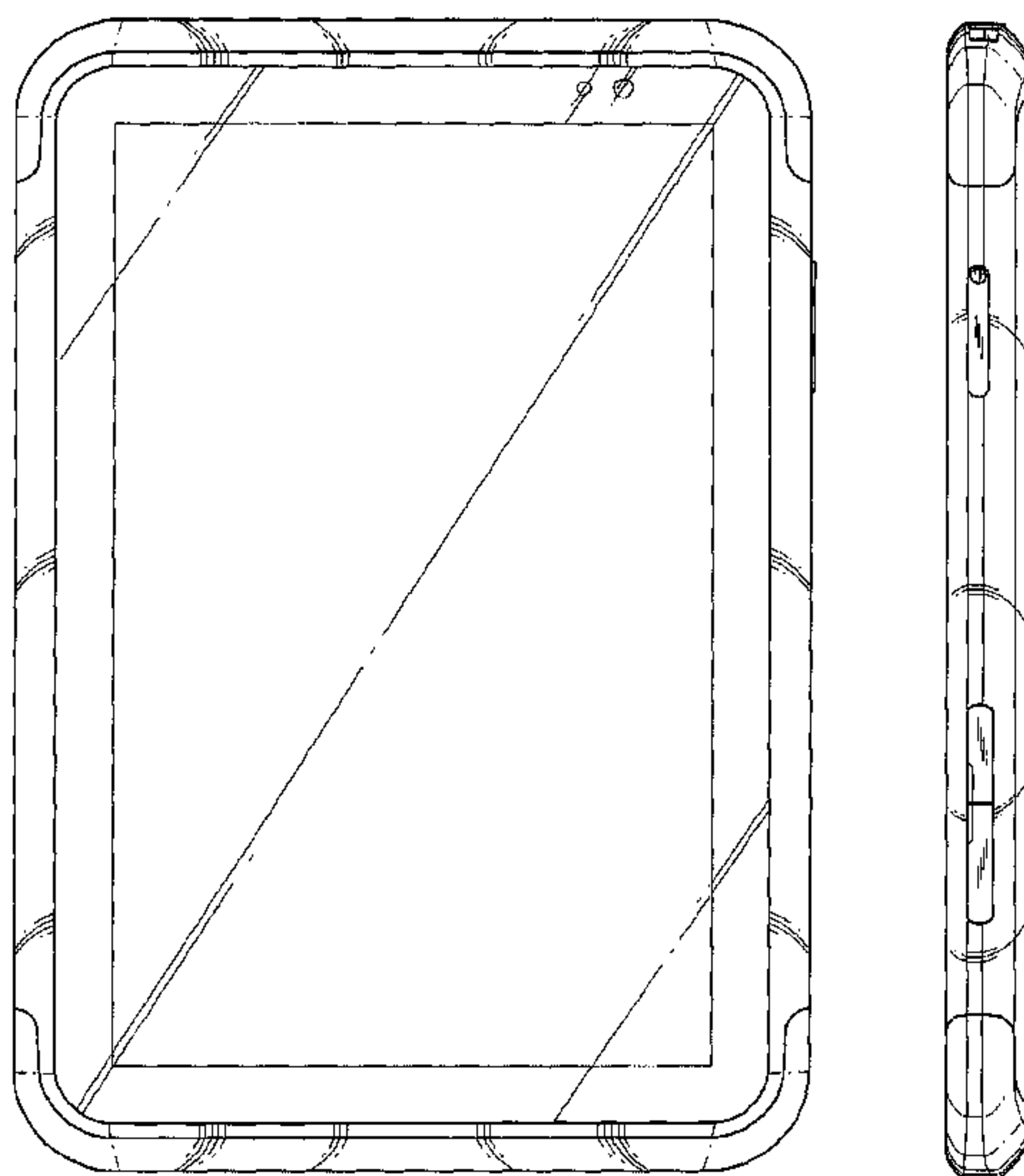
(57) **CLAIM**

The ornamental design for a terminal for portable mobile communication, as shown and described.

DESCRIPTION

FIG. 1 is a front perspective view of terminal for portable mobile communication;
FIG. 2 is a front view of the terminal for portable mobile communication of FIG. 1;
FIG. 3 is a rear view of the terminal for portable mobile communication of FIG. 1;
FIG. 4 is a left-side view of the terminal for portable mobile communication of FIG. 1;
FIG. 5 is a right-side view of the terminal for portable mobile communication of FIG. 1;
FIG. 6 is a top plan view of the terminal for portable mobile communication of FIG. 1; and,
FIG. 7 is a bottom plan view of the terminal for portable mobile communication of FIG. 1.

1 Claim, 7 Drawing Sheets



US D667,398 S

Page 2

U.S. PATENT DOCUMENTS

D655,269 S *	3/2012	Kim	D14/138 G	D657,331 S *	4/2012	Jung	D14/138 G
D656,475 S *	3/2012	Han	D14/138 G	D657,764 S *	4/2012	Hong	D14/138 G
D656,476 S *	3/2012	Han	D14/138 G	D658,147 S *	4/2012	Yoon	D14/138 G
D656,918 S *	4/2012	Kim et al.	D14/138 G	D658,621 S *	5/2012	Lylyk	D14/138 G

* cited by examiner

FIG. 1

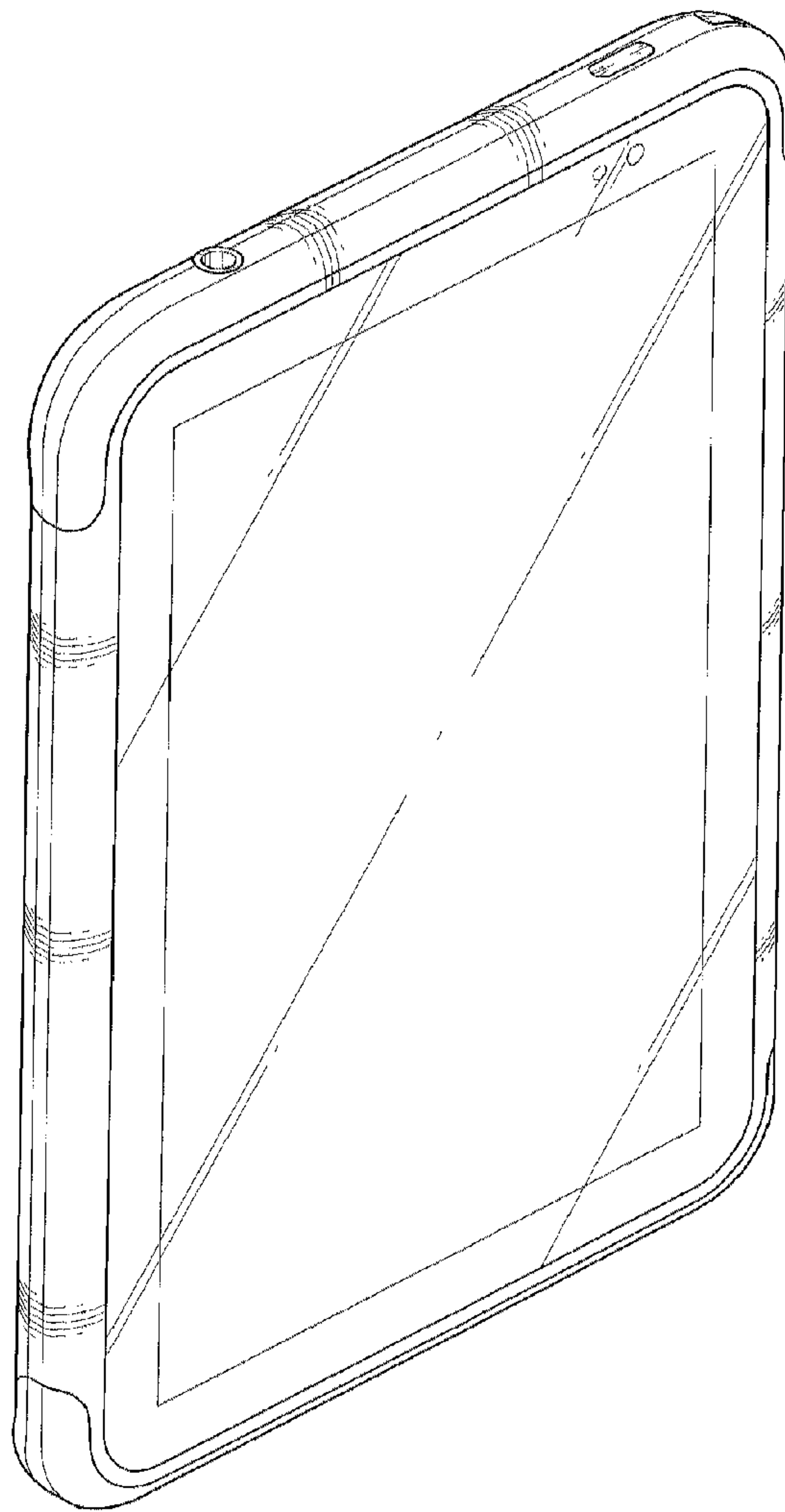


FIG. 2




FIG. 3

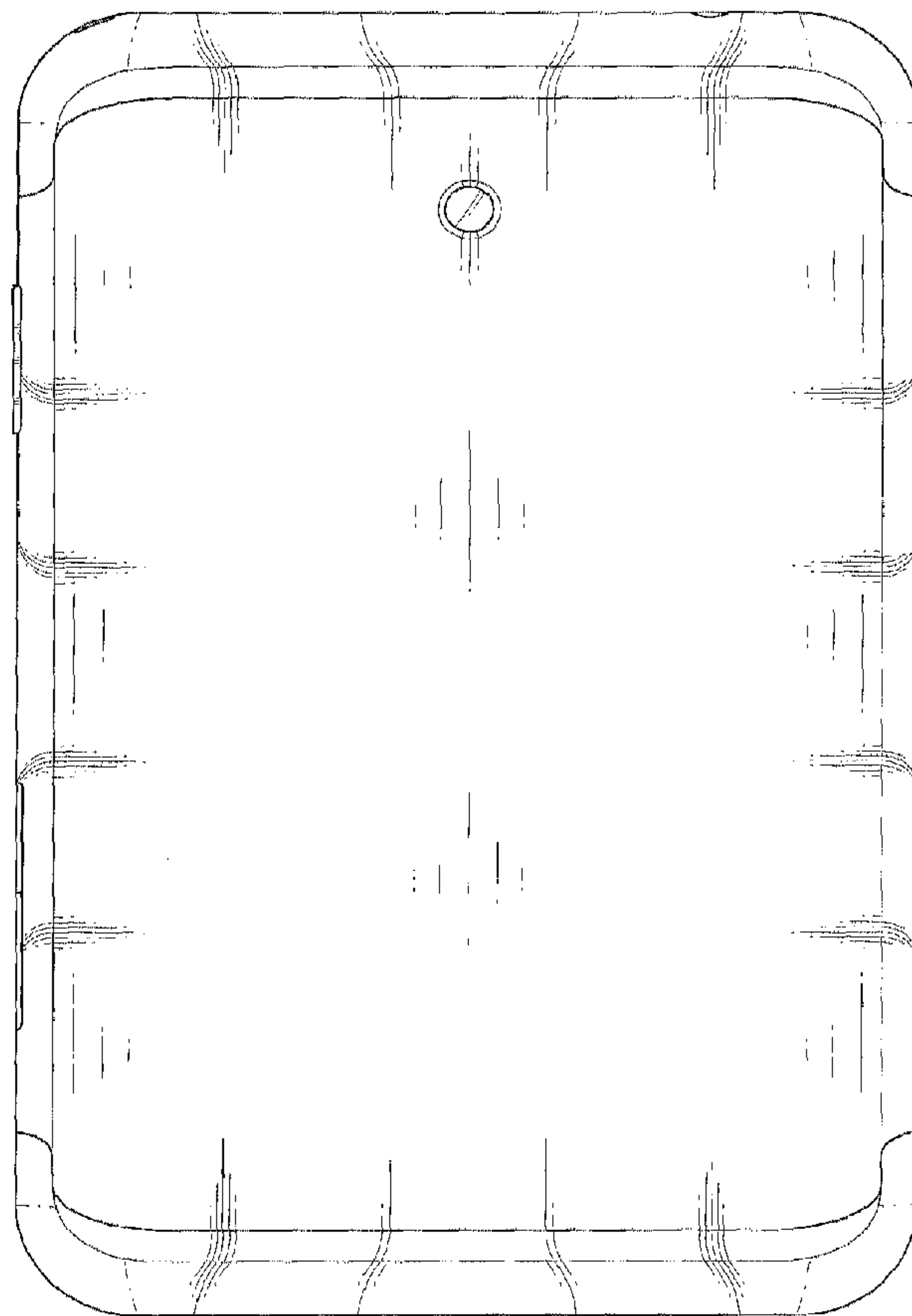


FIG. 4



FIG. 5



FIG. 6




FIG. 7

