



US00D667363S

(12) **United States Design Patent**  
**Kudo**

(10) **Patent No.:** **US D667,363 S**

(45) **Date of Patent:** **\*\* Sep. 18, 2012**

(54) **TIRE FOR AUTOMOBILE**

(75) Inventor: **Daisuke Kudo**, Osaka (JP)

(73) Assignee: **The Goodyear Tire & Rubber Company**, Akron, OH (US)

(\*\*) Term: **14 Years**

(21) Appl. No.: **29/383,014**

(22) Filed: **Jan. 11, 2011**

(30) **Foreign Application Priority Data**

Jul. 30, 2010 (JP) ..... 2010-018670

(51) **LOC (9) Cl.** ..... **12-16**

(52) **U.S. Cl.** ..... **D12/584**

(58) **Field of Classification Search** ..... D12/568-603;  
152/209.1-209.28

See application file for complete search history.

(56) **References Cited**

**U.S. PATENT DOCUMENTS**

|            |           |                      |         |
|------------|-----------|----------------------|---------|
| D389,102 S | 1/1998    | Gillard et al. ....  | D12/146 |
| D400,140 S | * 10/1998 | Graas .....          | D12/552 |
| D420,956 S | 2/2000    | Rodicq et al. ....   | D12/147 |
| D425,457 S | 5/2000    | Gillard et al. ....  | D12/146 |
| D427,552 S | 7/2000    | Young .....          | D12/147 |
| D432,960 S | 10/2000   | Feider et al. ....   | D12/147 |
| D444,740 S | 7/2001    | Le et al. ....       | D12/146 |
| D448,707 S | 10/2001   | Maziarka et al. .... | D12/147 |
| D451,860 S | 12/2001   | Schuster et al. .... | D12/147 |
| D478,862 S | 8/2003    | Gillard et al. ....  | D12/602 |
| D499,067 S | 11/2004   | Wage .....           | D12/583 |
| D517,472 S | 3/2006    | Allison .....        | D12/602 |
| D534,117 S | 12/2006   | Welbes et al. ....   | D12/584 |
| D592,589 S | 5/2009    | Dixon et al. ....    | D12/600 |

|            |           |                     |         |
|------------|-----------|---------------------|---------|
| D598,370 S | 8/2009    | Beha .....          | D12/602 |
| D620,430 S | 7/2010    | Gillard et al. .... | D12/600 |
| D646,625 S | * 10/2011 | Youn .....          | D12/584 |
| D656,893 S | * 4/2012  | Kiwaki .....        | D12/594 |

\* cited by examiner

*Primary Examiner* — George D Kirschbaum

(74) *Attorney, Agent, or Firm* — Richard B. O'Planick

(57) **CLAIM**

The ornamental design for a tire for automobile, as shown and described.

**DESCRIPTION**

FIG. 1 is a perspective view of a tire for automobile showing my new design, it being understood that the pattern repeats uniformly throughout the circumference of the tread;

FIG. 2 is a front elevational view thereof;

FIG. 3 is a right side elevational view thereof; the opposite side elevational view being identical thereto;

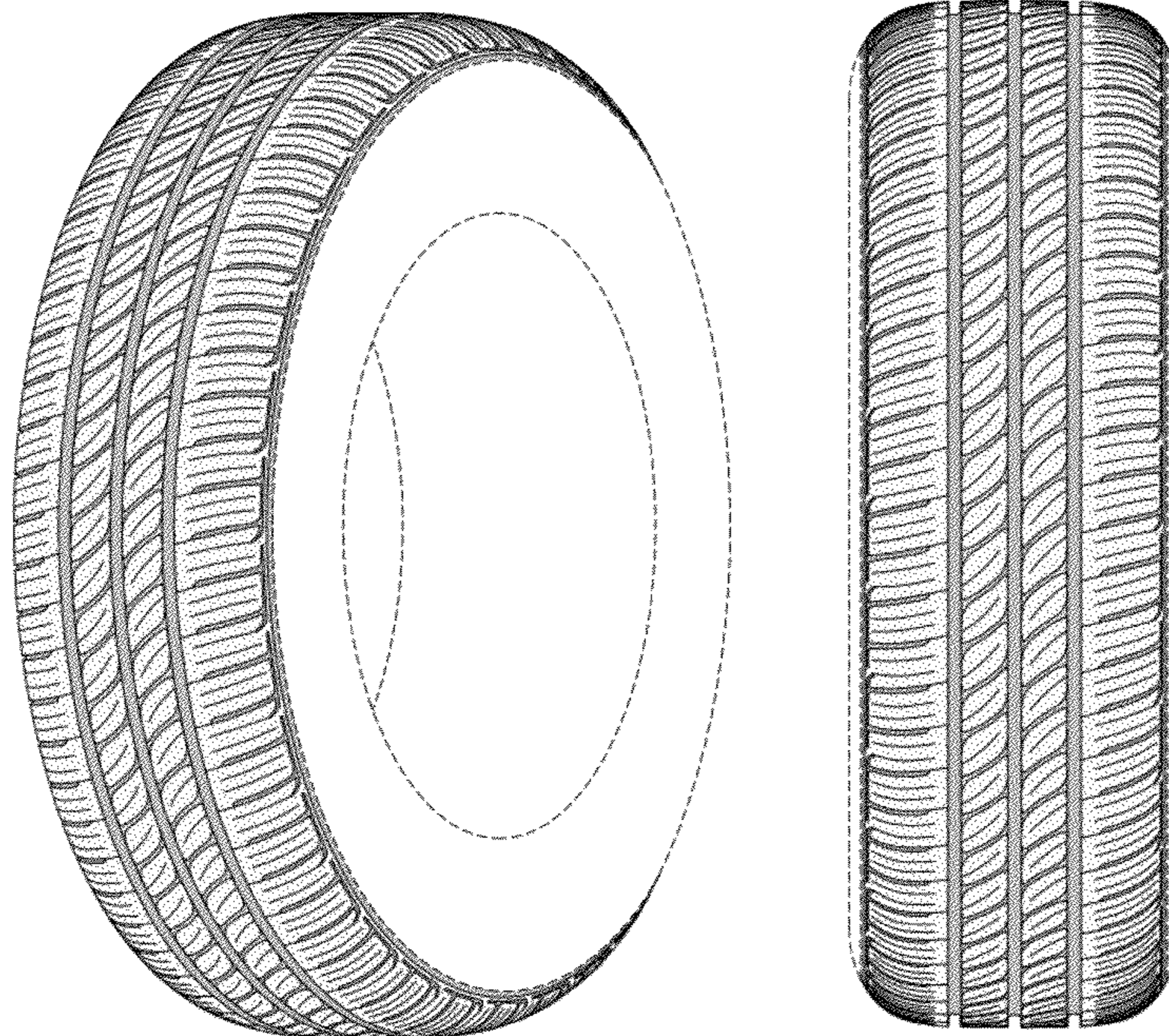
FIG. 4 is an enlarged fragmentary front elevational view thereof;

FIG. 5 is a perspective view of a second embodiment of a tire for automobile showing my new design, it being understood that the pattern repeats uniformly throughout the circumference of the tread and that the opposite side view is identical thereto; and,

FIG. 6 is a front elevational view of a second embodiment, it being understood that an enlarged fragmentary view thereof would be substantially identical to that shown in FIG. 4, with the exception of the inclusion of the sidewall in solid lines.

In the drawings, the broken lines showing of the sidewall, inner bead and the peripheral boundary between the tire tread and the sidewall in FIGS. 1 through 4 depict environmental subject matter and form no part of the claimed design.

**1 Claim, 6 Drawing Sheets**



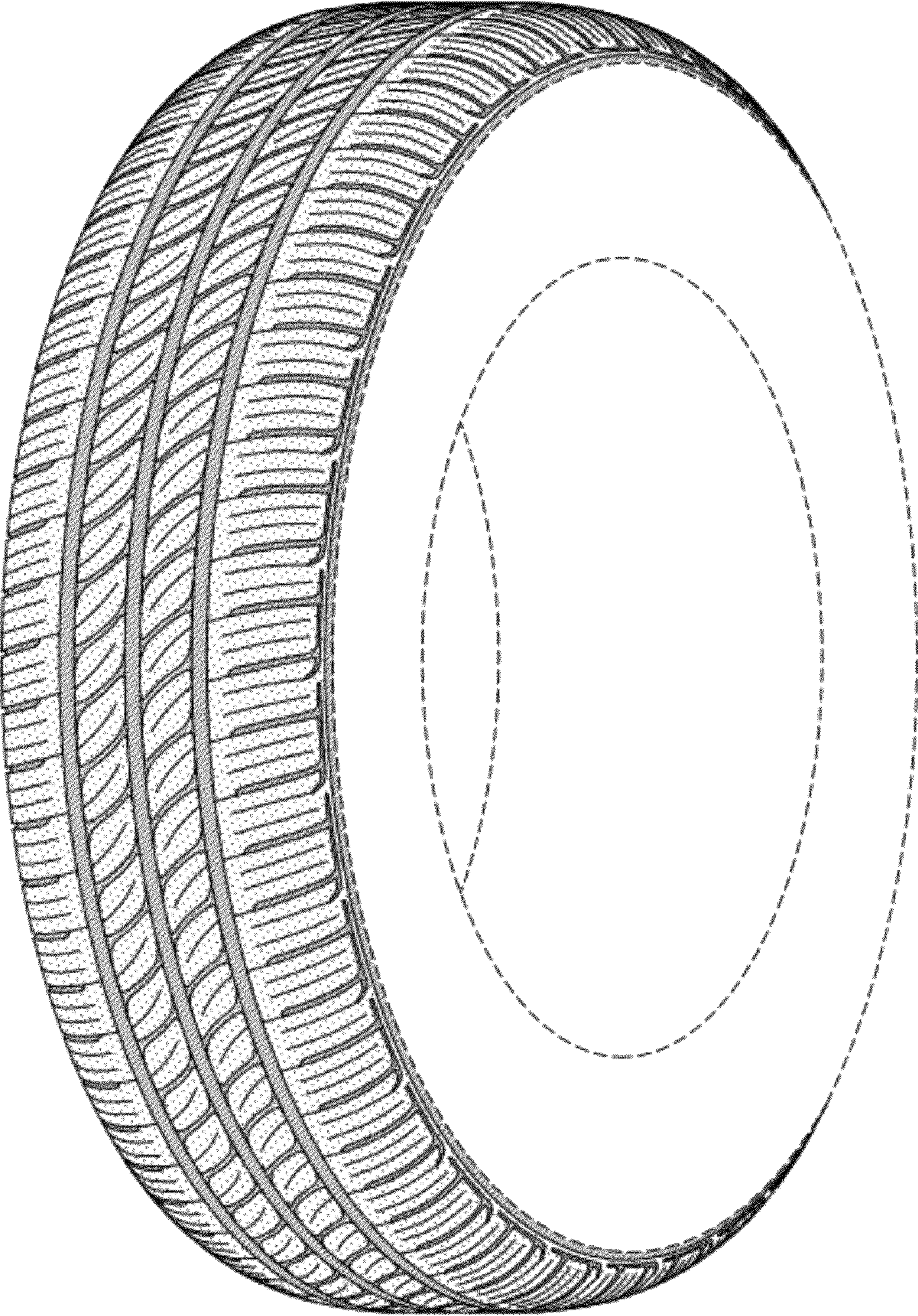


FIG-1

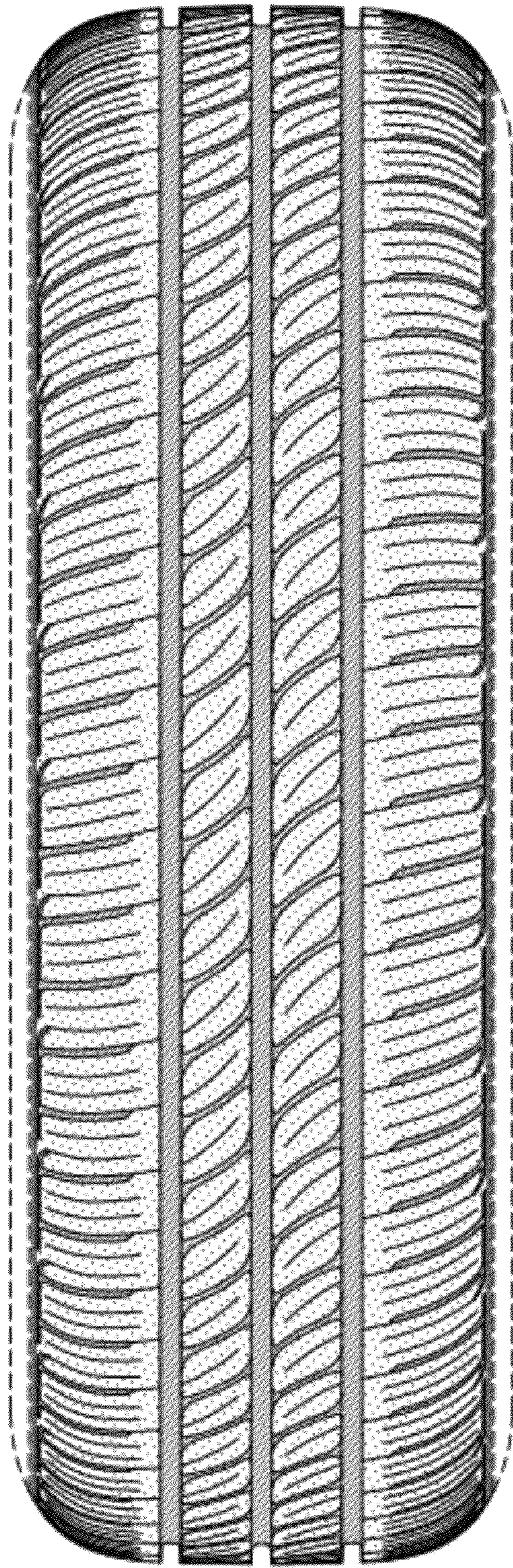


FIG-2

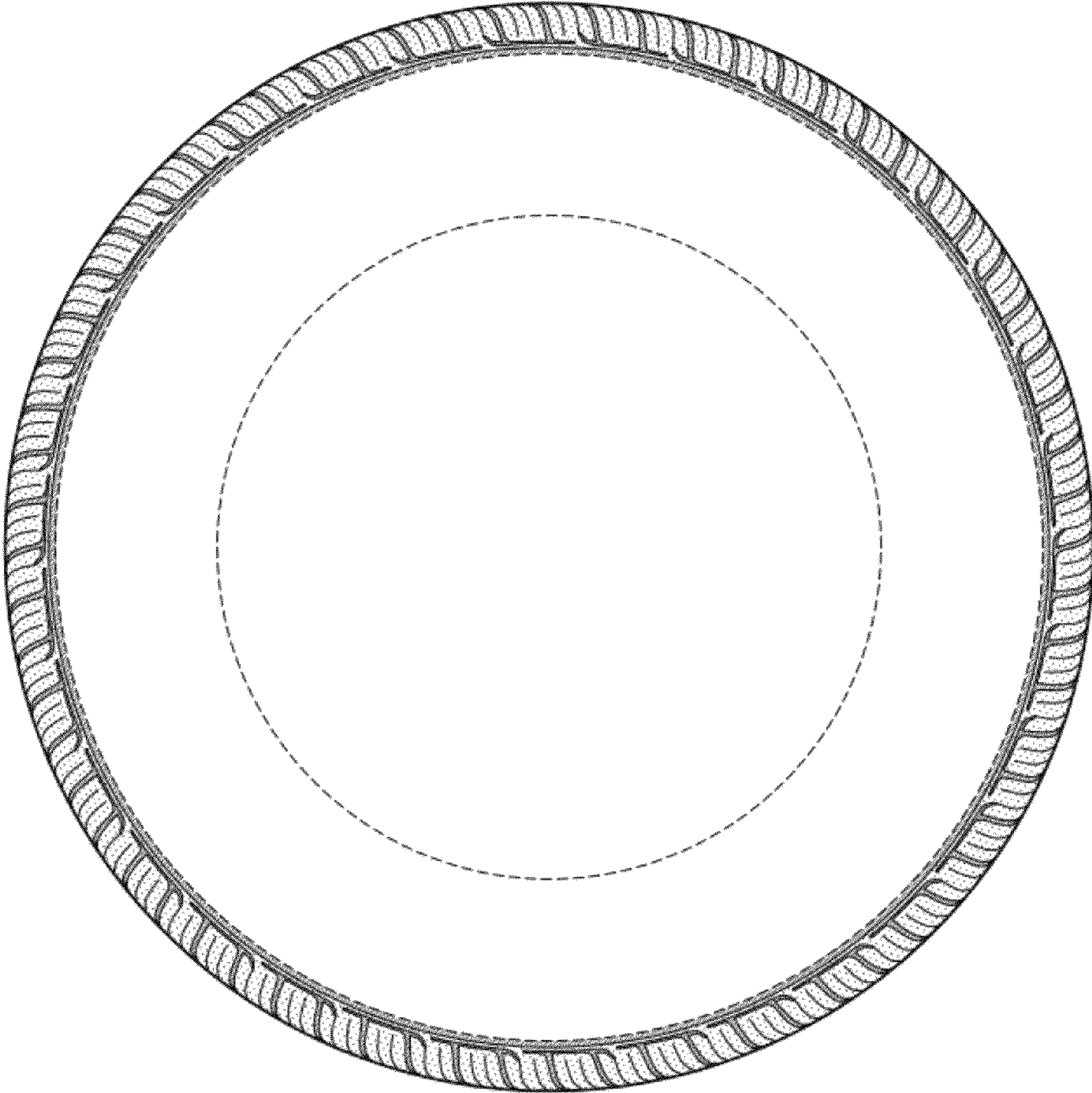


FIG-3




FIG-4

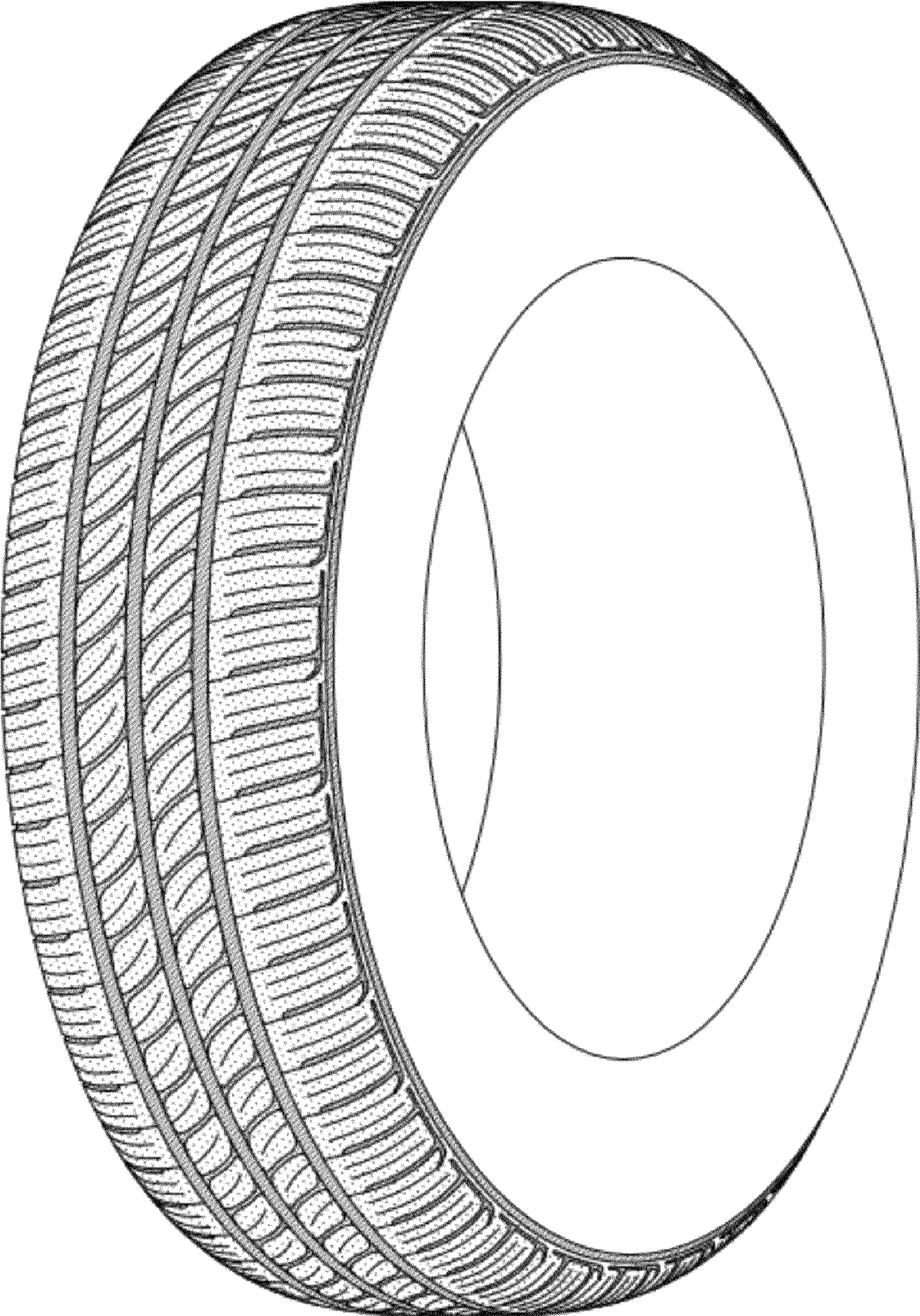


FIG-5

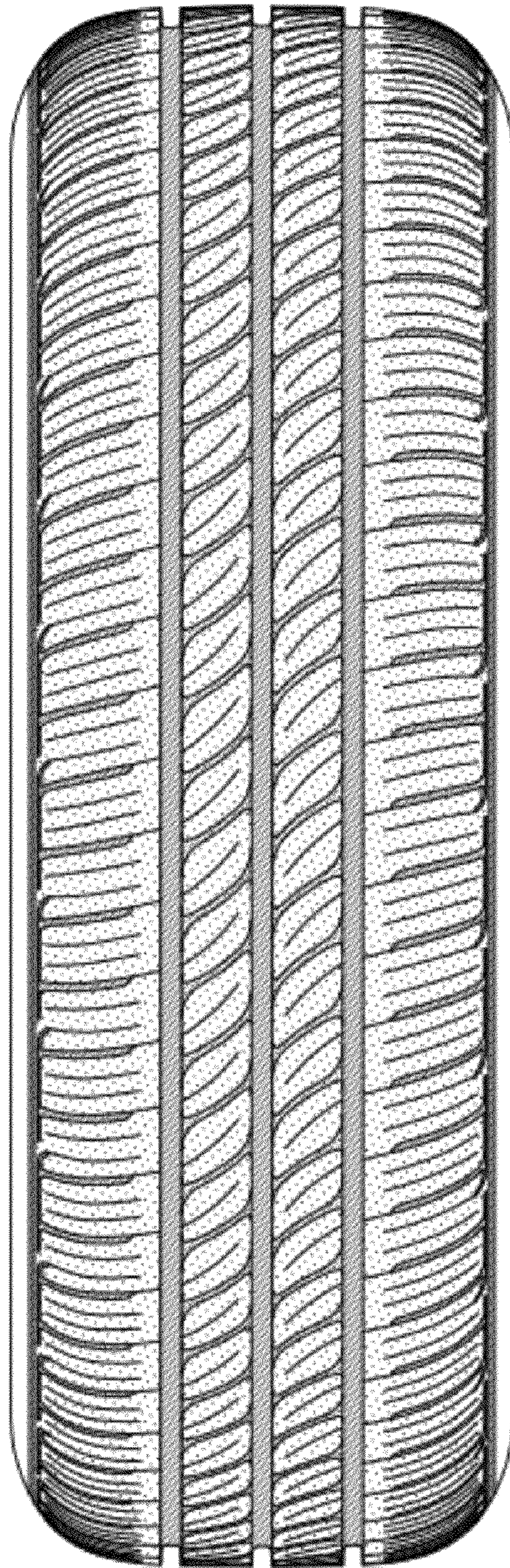


FIG-6