



US00D667326S

(12) **United States Design Patent**  
**Yamashita**

(10) **Patent No.:** **US D667,326 S**  
(45) **Date of Patent:** **\*\* Sep. 18, 2012**

(54) **DISPLAY DEVICE WITH GRAPHICAL USER INTERFACE FOR A COMBINED WEIGHING INSTRUMENT**

*Primary Examiner* — Antoine D Davis

(74) *Attorney, Agent, or Firm* — Allenman Hall McCoy Russell & Tuttle LLP

(75) Inventor: **Kazuhiko Yamashita, Akashi (JP)**

(57) **CLAIM**

(73) Assignee: **Yamato Scale Co., Ltd., Akashi-shi (JP)**

The ornamental design for a display device with graphical user interface for a combined weighing instrument, as shown and described.

(\*\*) Term: **14 Years**

(21) Appl. No.: **29/390,919**

**DESCRIPTION**

(22) Filed: **Apr. 29, 2011**

(30) **Foreign Application Priority Data**

Oct. 30, 2010 (JP) ..... 2010-026209

(51) **LOC (9) Cl.** ..... **10-04**

(52) **U.S. Cl.** ..... **D10/94; D10/49**

(58) **Field of Classification Search** ..... D10/49,  
D10/87, 88, 91, 94; 177/25.14, 25.13, 25.18,  
177/210, 211, 239–243, 25.12, 25.15, 25.16,  
177/25.17

See application file for complete search history.

FIG. 1 illustrates a first graphical state of a graphical user interface displayed on a display device associated with a combined weighing instrument.

FIG. 2 illustrates a second graphical state of the graphical user interface of FIG. 1.

FIG. 3 illustrates a third graphical state of the graphical user interface of FIG. 1.

FIG. 4 illustrates a fourth graphical state of the graphical user interface of FIG. 1; and,

FIG. 5 illustrates a fifth graphical state of the graphical user interface of FIG. 1.

The dot-dashed lines in FIGS. 1-5 illustrate a display device for a combined weighing instrument, upon which a graphical user interface is displayed with the graphical states illustrated in FIGS. 1-5 for carrying out various operations of the combined weighing instrument. The broken lines form no part of the claimed design.

FIG. 2 shows a graphical state of selecting a switching button which causes the display to switch from the graphical state shown in FIG. 1 to an all function button display mode illustrated in FIG. 2. FIGS. 3-5 respectively show states of selecting respective switching buttons to display a detail display mode corresponding to the respective information display areas, and show a graphical state of switching the information display area from a simple display mode as illustrated in FIG. 1 to the corresponding detail display modes illustrated in each of FIGS. 3-5.

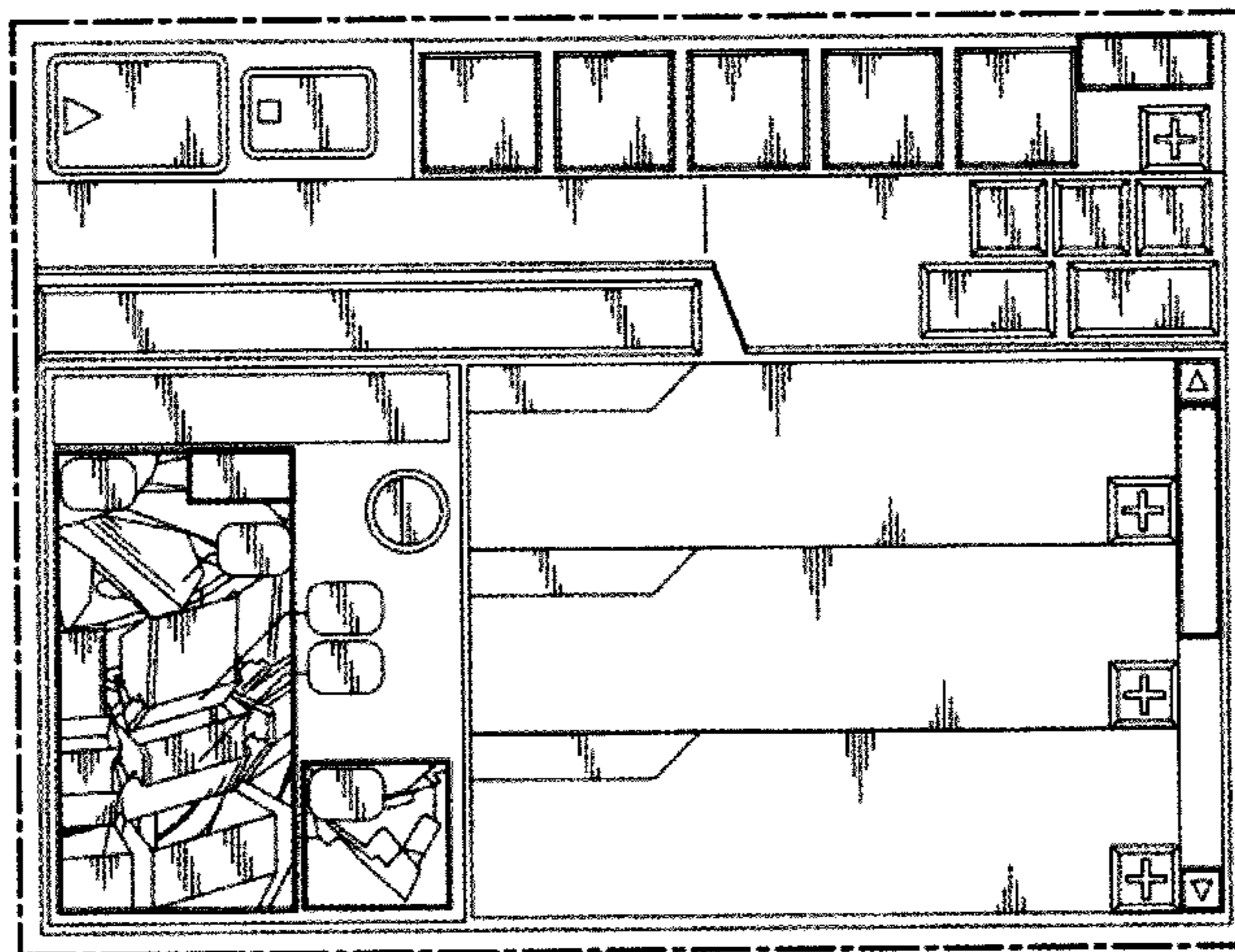
(56) **References Cited**

**U.S. PATENT DOCUMENTS**

- 4,840,240 A \* 6/1989 Toyoda et al. .... 177/25.18
- D316,681 S \* 5/1991 Takasuna et al. .... D10/49
- 5,258,580 A \* 11/1993 Bergholt ..... 177/25.18
- D421,399 S \* 3/2000 Bennett et al. .... D10/50
- 6,046,411 A \* 4/2000 Kawanishi et al. .... 177/25.13
- D460,010 S \* 7/2002 Robinson ..... D10/91
- 6,830,476 B2 \* 12/2004 Gesuita et al. .... 177/25.18
- 7,214,891 B1 \* 5/2007 Hewitt et al. .... 177/25.15
- D621,730 S \* 8/2010 Driver et al. .... D10/49
- D630,114 S \* 1/2011 Chupp ..... D10/91
- 2009/0133939 A1 \* 5/2009 Taylor et al. .... 177/108
- 2009/0277692 A1 \* 11/2009 Tatsuoka et al. .... 177/25.18
- 2010/0000801 A1 \* 1/2010 Smith et al. .... 177/25.15
- 2011/0036645 A1 \* 2/2011 Kageyama et al. .... 177/25.18
- 2012/0031683 A1 \* 2/2012 Schoen ..... 177/25.12

\* cited by examiner

**1 Claim, 3 Drawing Sheets**



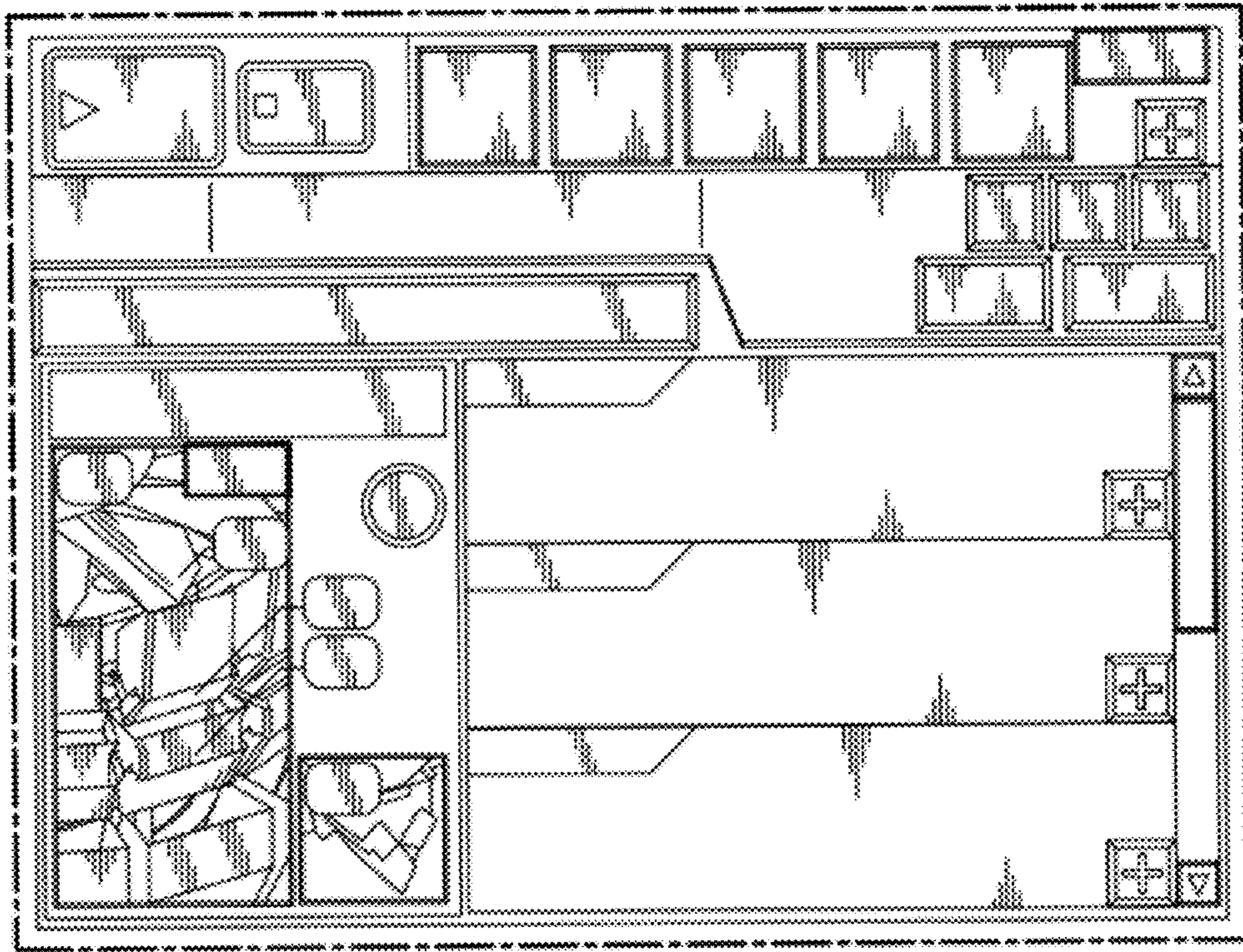


FIG. 1

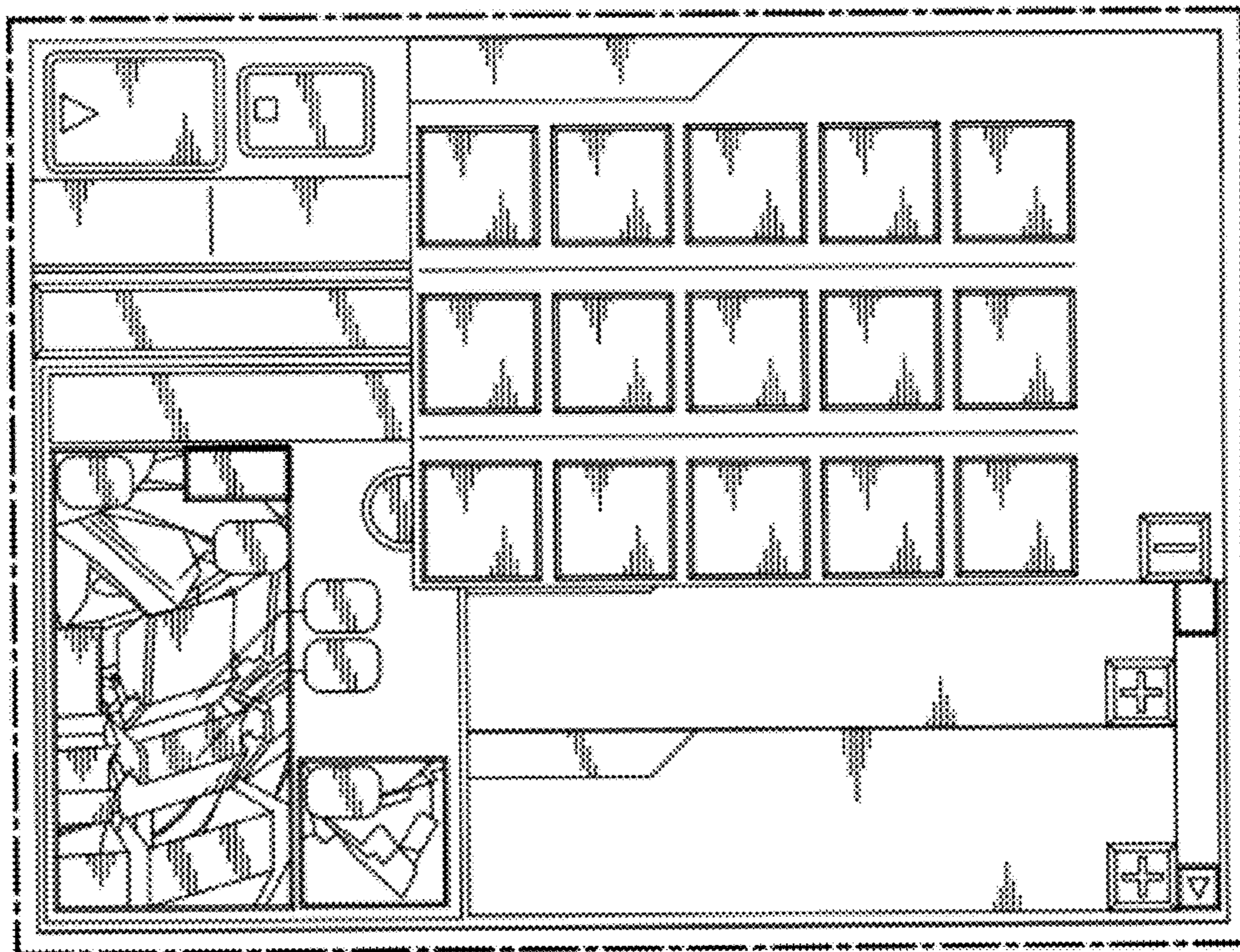


FIG. 2




FIG. 3

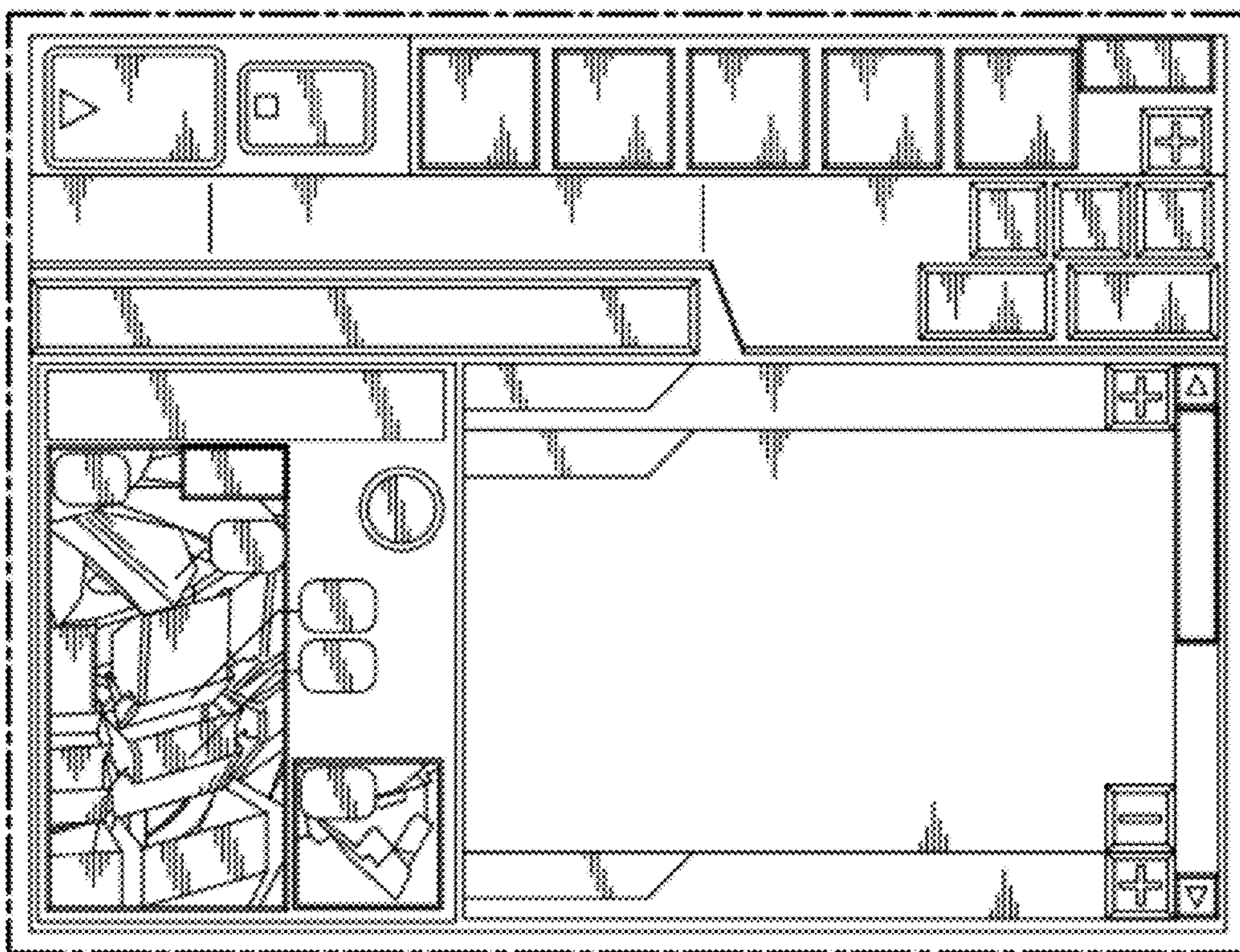


FIG. 4

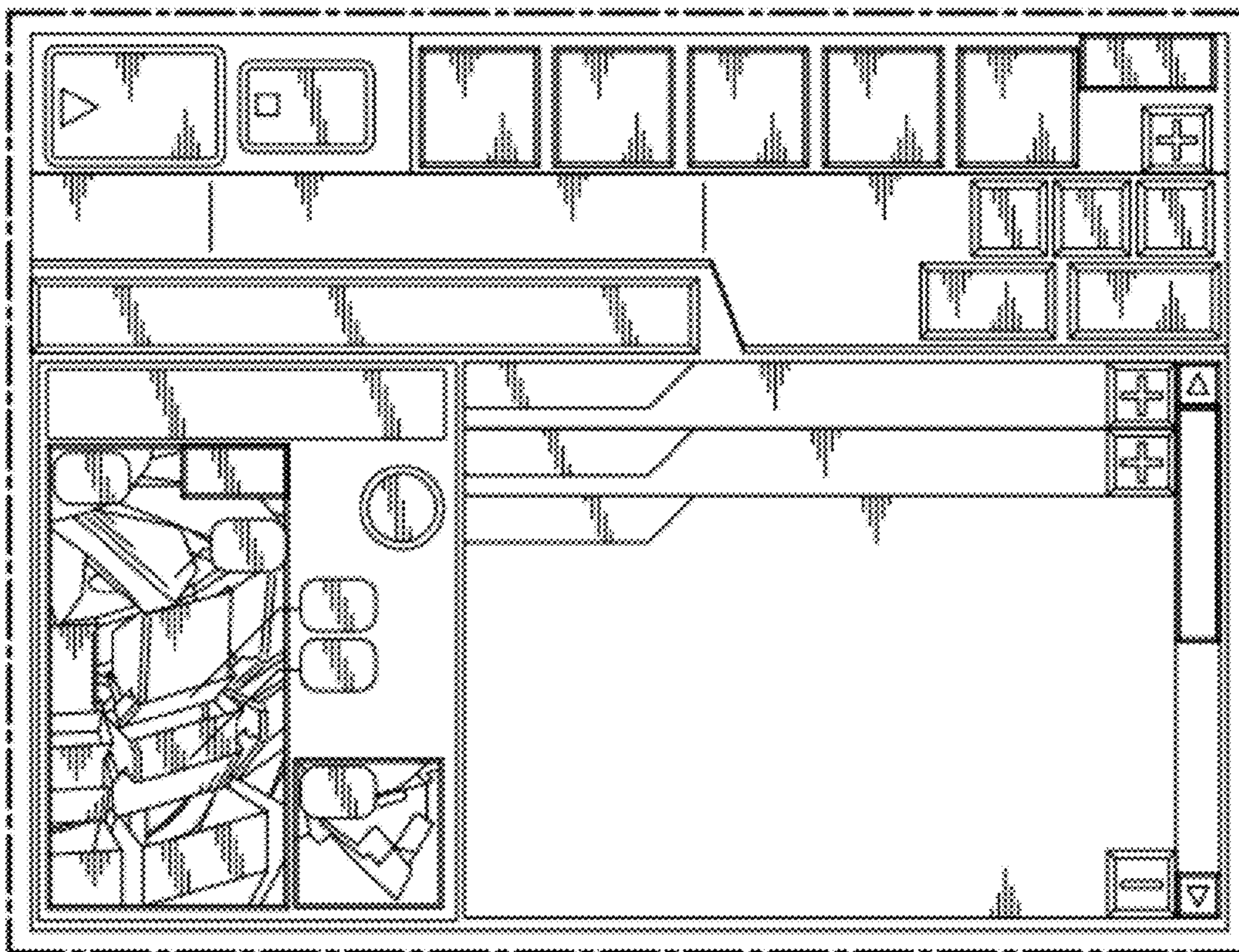


FIG. 5

UNITED STATES PATENT AND TRADEMARK OFFICE  
**CERTIFICATE OF CORRECTION**

PATENT NO. : D667,326 S  
APPLICATION NO. : 29/390919  
DATED : September 18, 2012  
INVENTOR(S) : Kazuhiko Yamashita

Page 1 of 1

It is certified that error appears in the above-identified patent and that said Letters Patent is hereby corrected as shown below:

In section 74, at line 1, delete "Allenman" and insert --Alleman--.

In the Description of Fig. 4, at line 2, delete "; and," and insert a --.-- after '1'.

Signed and Sealed this  
Twelfth Day of February, 2013



Teresa Stanek Rea  
*Acting Director of the United States Patent and Trademark Office*