

US00D667319S

(12) **United States Design Patent**
Jamin

(10) **Patent No.:** **US D667,319 S**

(45) **Date of Patent:** **** Sep. 18, 2012**

(54) **WATCH**

(75) **Inventor:** **Mathieu Jamin, Paris (FR)**

(73) **Assignee:** **Christian Dior Couture, S.A., Paris (FR)**

(**) **Term:** **14 Years**

(21) **Appl. No.:** **29/402,309**

(22) **Filed:** **Sep. 22, 2011**

(30) **Foreign Application Priority Data**

Mar. 23, 2011 (WO) DM/076 035

(51) **LOC (9) Cl.** **10-02**

(52) **U.S. Cl.** **D10/39**

(58) **Field of Classification Search** D10/30-39,
D10/122-132; 368/276, 281, 282, 285, 223,
368/228, 232, 294, 295

See application file for complete search history.

(56) **References Cited**

U.S. PATENT DOCUMENTS

D240,407 S *	7/1976	Szalek	D10/126
D324,829 S *	3/1992	Bock	D10/126
D357,193 S *	4/1995	Lefevre	D10/39
D481,323 S *	10/2003	Filiberti	D10/128
D507,974 S *	8/2005	Strasser	D10/30
D526,218 S *	8/2006	Krieger	D10/39
7,137,732 B2 *	11/2006	Takeda	368/295
D540,197 S *	4/2007	Pasternak et al.	D10/32
D551,095 S *	9/2007	Monachon	D10/32
D551,096 S *	9/2007	Salemi	D10/32
D554,538 S *	11/2007	Galliano	D10/32
D554,539 S *	11/2007	Galliano	D10/32
D584,171 S *	1/2009	Monachon	D10/32

D586,240 S *	2/2009	Reginelli	D10/32
D590,275 S *	4/2009	Monachon	D10/32
D591,176 S *	4/2009	Monachon	D10/32
D606,890 S *	12/2009	Bulgari	D10/39
D608,223 S *	1/2010	Salanitro	D10/38
D611,841 S *	3/2010	Hatem	D10/32
D622,163 S *	8/2010	Loth	D10/32
D627,243 S *	11/2010	Deleskiewicz et al.	D10/39
D631,763 S *	2/2011	Vollet	D10/32
D649,481 S *	11/2011	Crocco	D10/39
D649,888 S *	12/2011	Jamin	D10/32
D655,208 S *	3/2012	Jamin	D10/32
D656,418 S *	3/2012	Scheufele	D10/39
D659,555 S *	5/2012	Jamin	D10/32

* cited by examiner

Primary Examiner — Lucy Lieberman

(74) *Attorney, Agent, or Firm* — Philip H. Goufried, Esq.;
Amster, Rothstein & Ebenstein LLP

(57) **CLAIM**

The ornamental design for a watch, substantially as shown and described.

DESCRIPTION

FIG. 1 is a top perspective view of a watch showing my new design;

FIG. 2 is a bottom perspective view thereof;

FIG. 3 is a left side view thereof;

FIG. 4 is a right side view thereof;

FIG. 5 is a front view thereof;

FIG. 6 is a rear view thereof.

FIG. 7 is a top view thereof; and,

FIG. 8 is a bottom view thereof.

The broken lines in the drawings are used to show a watch band that does not form part of the claimed design.

1 Claim, 8 Drawing Sheets



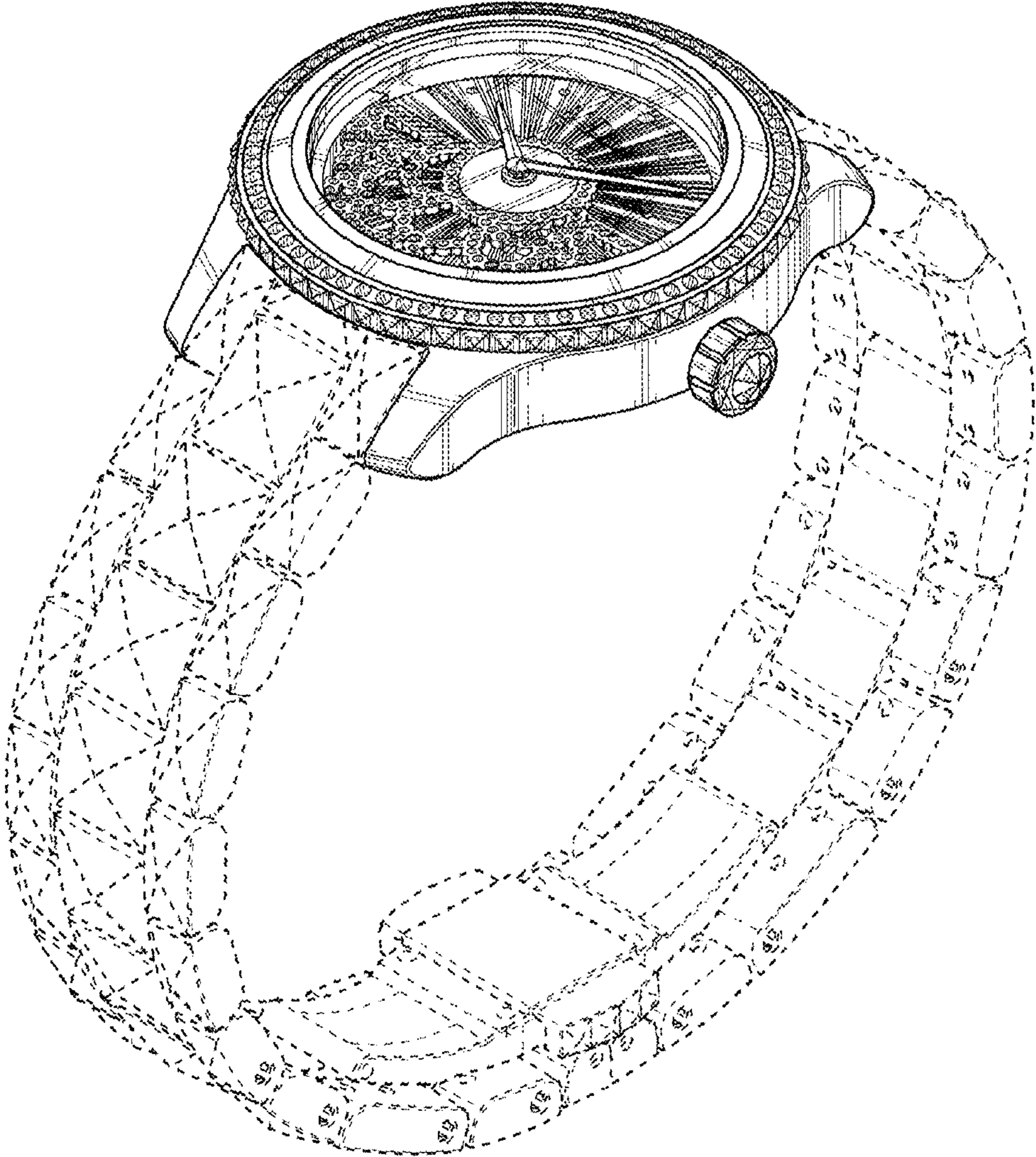


FIG. 1

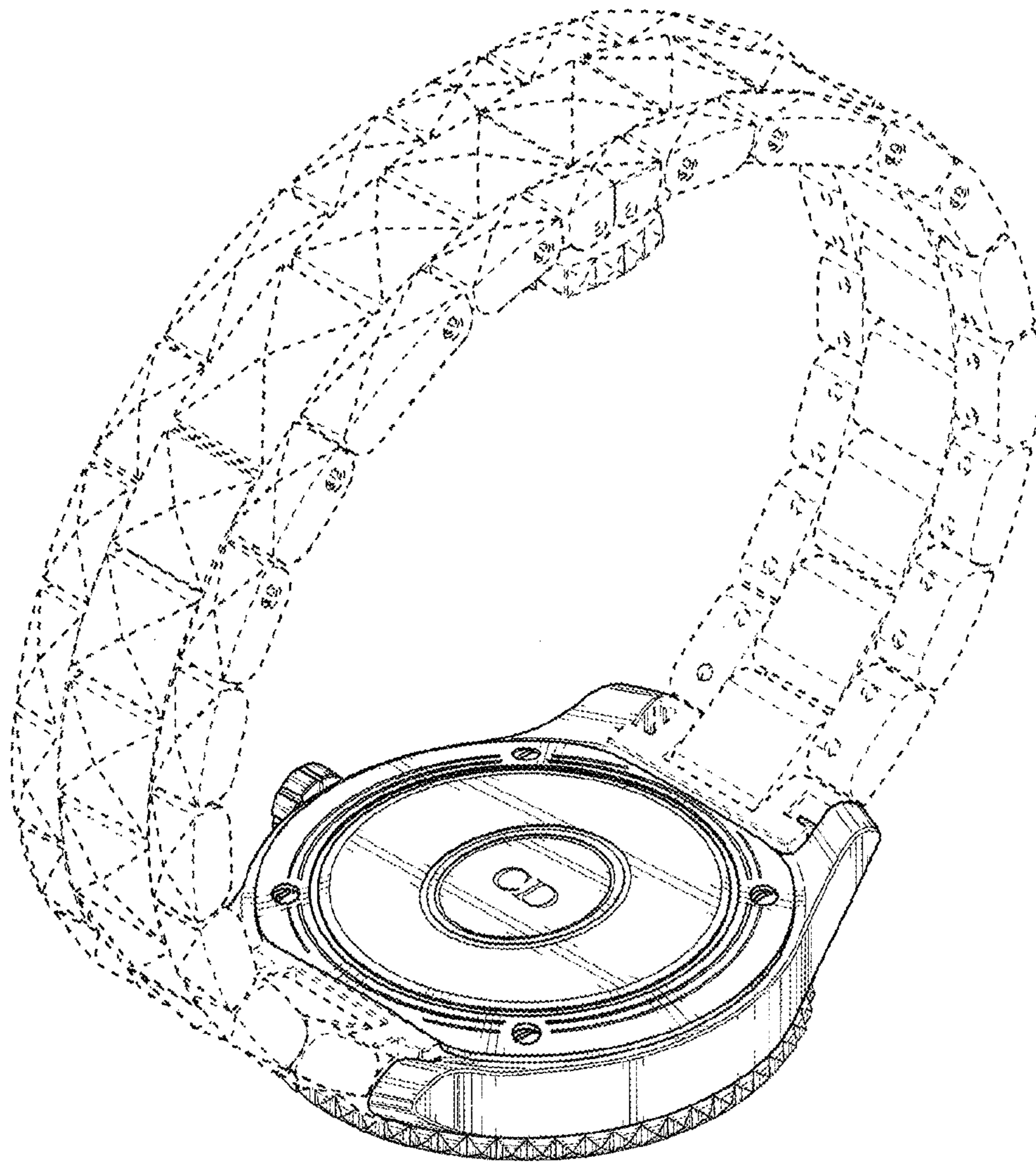


FIG. 2

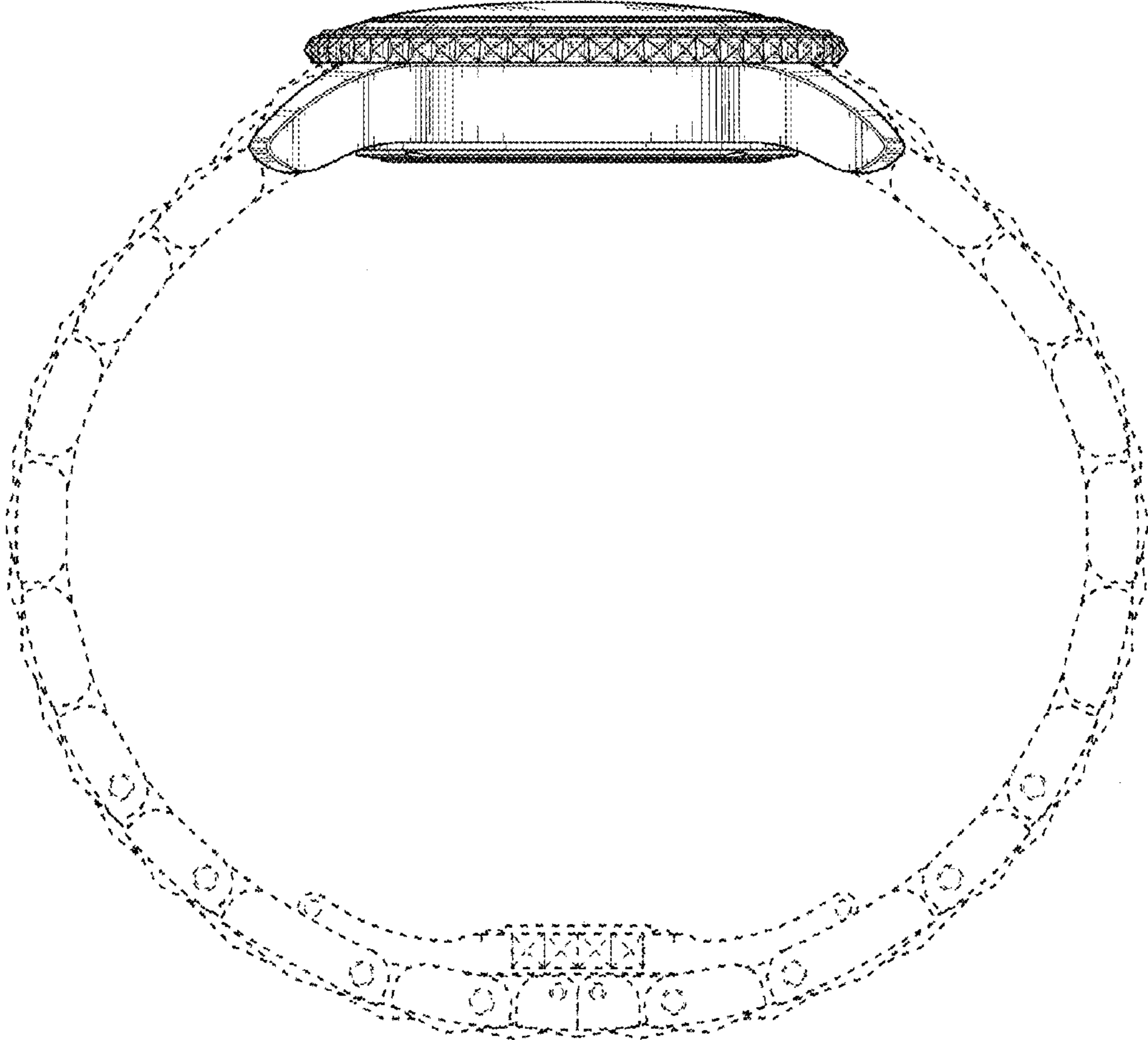


FIG. 3

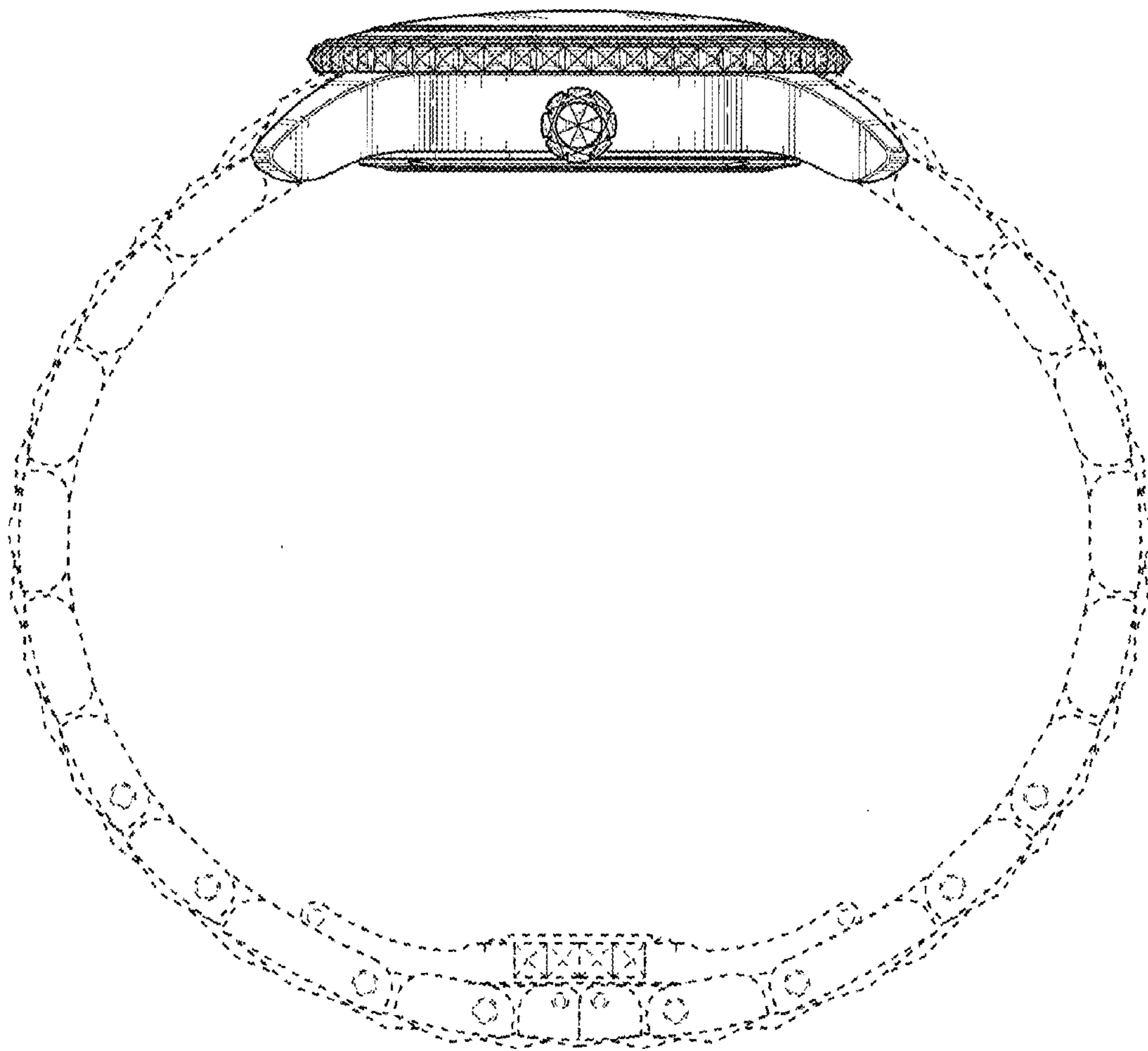


FIG. 4

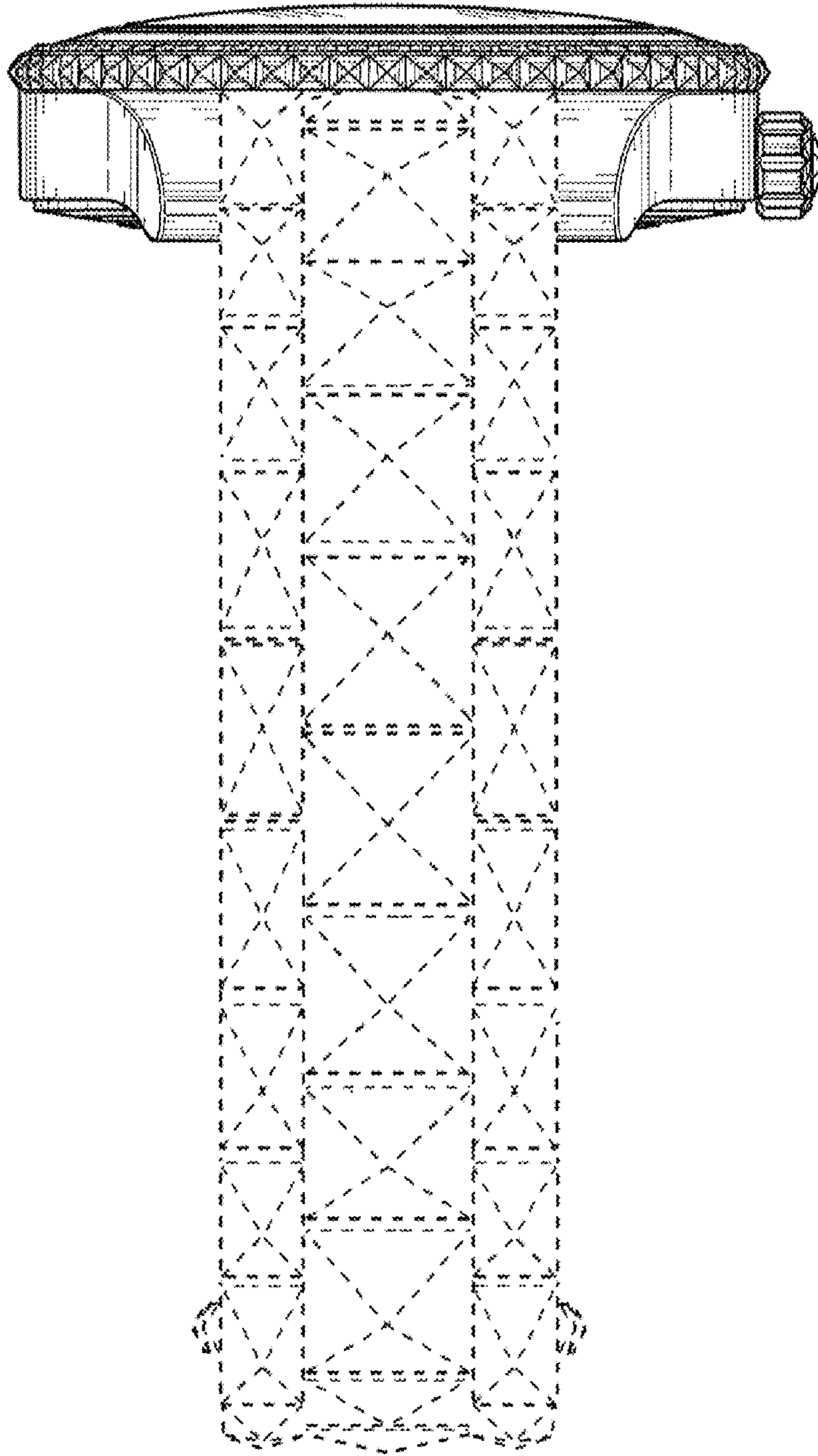


FIG. 5

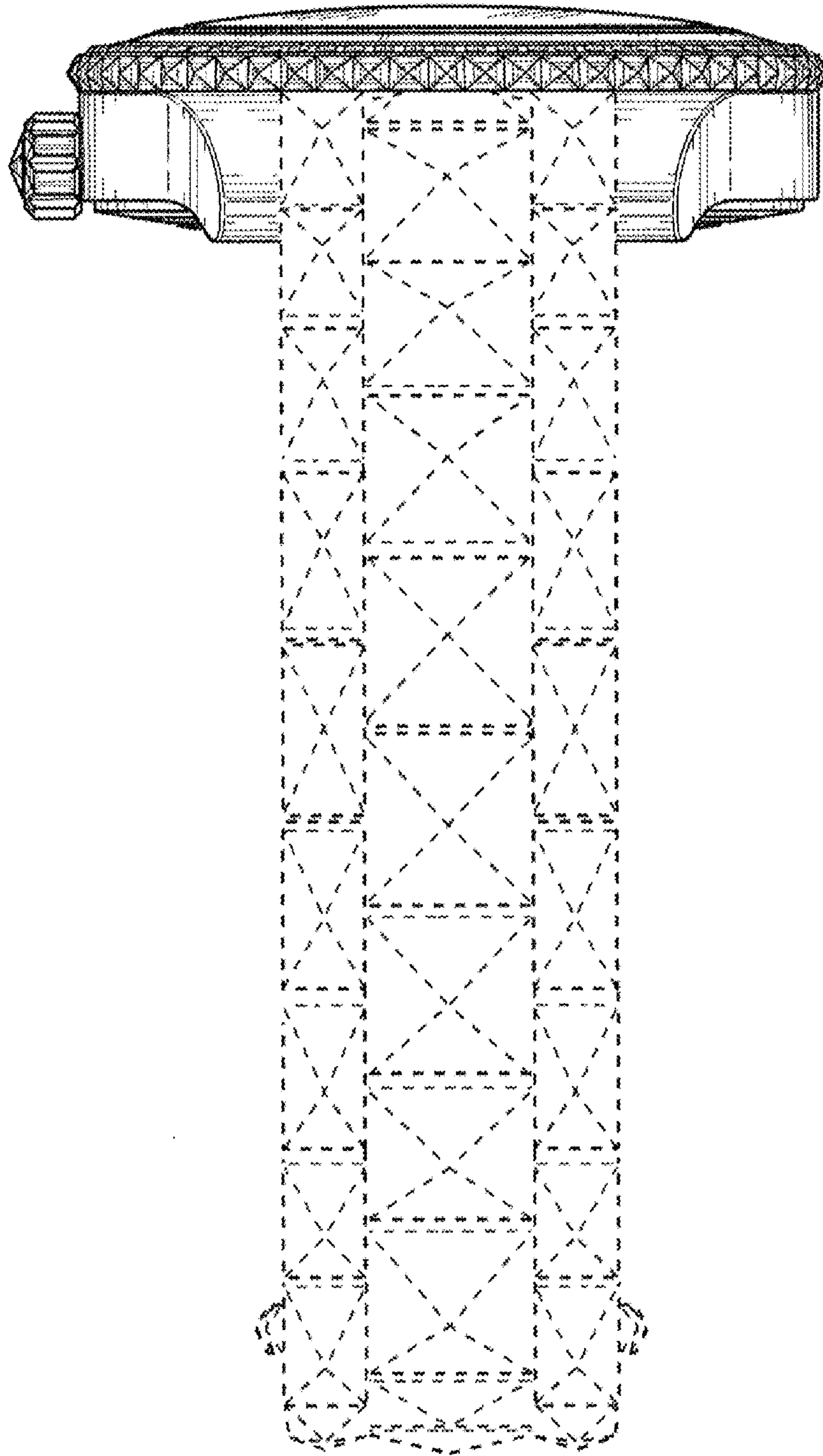


FIG. 6



FIG. 7

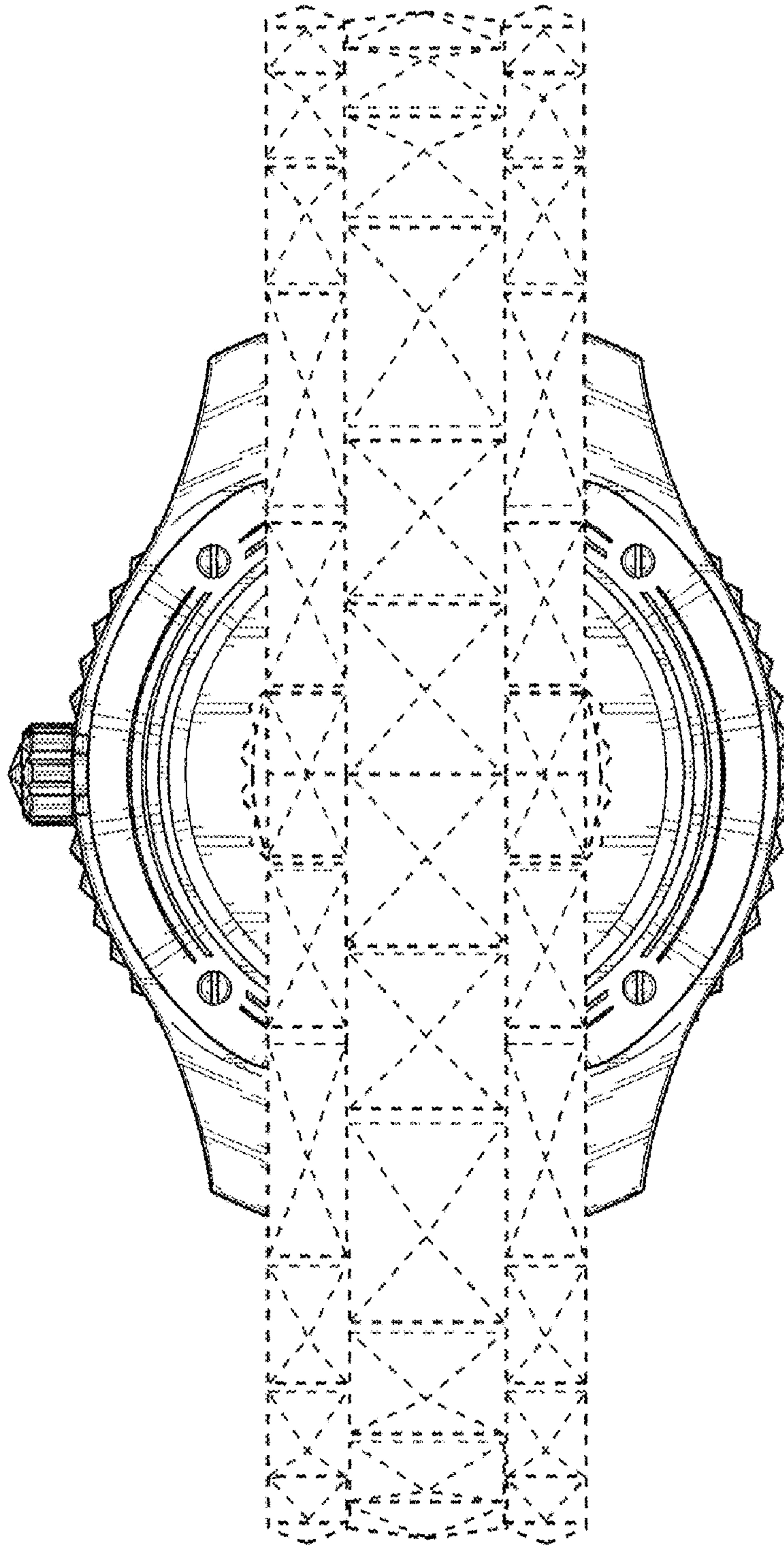


FIG. 8