

US00D667313S

(12) **United States Design Patent**
Hensen

(10) **Patent No.:** **US D667,313 S**
(45) **Date of Patent:** **** Sep. 18, 2012**

(54) **POUCH**
(75) Inventor: **Henno Hensen**, Bremen (DE)
(73) Assignee: **Scaldopack Sprl.**, Dottignies (BE)
(**) Term: **14 Years**
(21) Appl. No.: **29/411,904**
(22) Filed: **Jan. 27, 2012**

D557,614 S * 12/2007 Murray D9/708
D573,897 S * 7/2008 Berman D9/708
D591,615 S * 5/2009 Nomura et al. D9/708
D604,636 S * 11/2009 McMorris D9/708
D609,112 S * 2/2010 Koyanagi D9/708
D619,906 S * 7/2010 Carignan et al. D9/708
D644,123 S * 8/2011 Blau D9/709
D651,522 S * 1/2012 Kristoff D9/708
D656,038 S * 3/2012 Molayem D9/708
2007/0281058 A1 12/2007 Fulcher

(30) **Foreign Application Priority Data**

Aug. 3, 2011 (EM) 001900028-0001

(51) **LOC (9) Cl.** **09-05**
(52) **U.S. Cl.** **D9/708**
(58) **Field of Classification Search** D9/702-714,
D9/720-722, 414, 434-435, 696, 716, 771,
D9/447, 522, 571-575, 682, 738-747, 516-517,
D9/529-530, 547-549, 569, 537-538, 544,
D9/503-505, 545; 383/6, 9, 22, 96, 61.1,
383/80-81, 104, 901, 63, 203, 107, 119,
383/120, 123; D24/118, 207; 222/107, 92,
222/206; 604/408, 410, 403; 220/495.03,
220/669, 675; D3/202; 215/381-385, 12.1,
215/400

See application file for complete search history.

(56) **References Cited**

U.S. PATENT DOCUMENTS

6,484,514 B1 11/2002 Joseph et al.
D519,848 S * 5/2006 Kirou et al. D9/707
D528,011 S * 9/2006 Ueda D9/702

FOREIGN PATENT DOCUMENTS

EP 0989069 B1 3/2000

* cited by examiner

Primary Examiner — Richard E Chilcot

Assistant Examiner — Abraham Bahta

(74) *Attorney, Agent, or Firm* — Honigman Miller Schwartz
and Cohn LLP; Fernando Alberdi; Jonathan P. O'Brien

(57) **CLAIM**

The ornamental design for a pouch, as shown and described.

DESCRIPTION

FIG. 1 is a perspective view of a pouch, made according to the new design;

FIG. 2 is a front plan view of the pouch of FIG. 1;

FIG. 3 is a rear plan view of the pouch of FIG. 1;

FIG. 4 is a right side elevational view of the pouch of FIG. 1;

FIG. 5 is a left side elevational view of the pouch of FIG. 1;

FIG. 6 is a top plan view of the pouch of FIG. 1; and,

FIG. 7 is a bottom plan view of the pouch of FIG. 1.

1 Claim, 7 Drawing Sheets

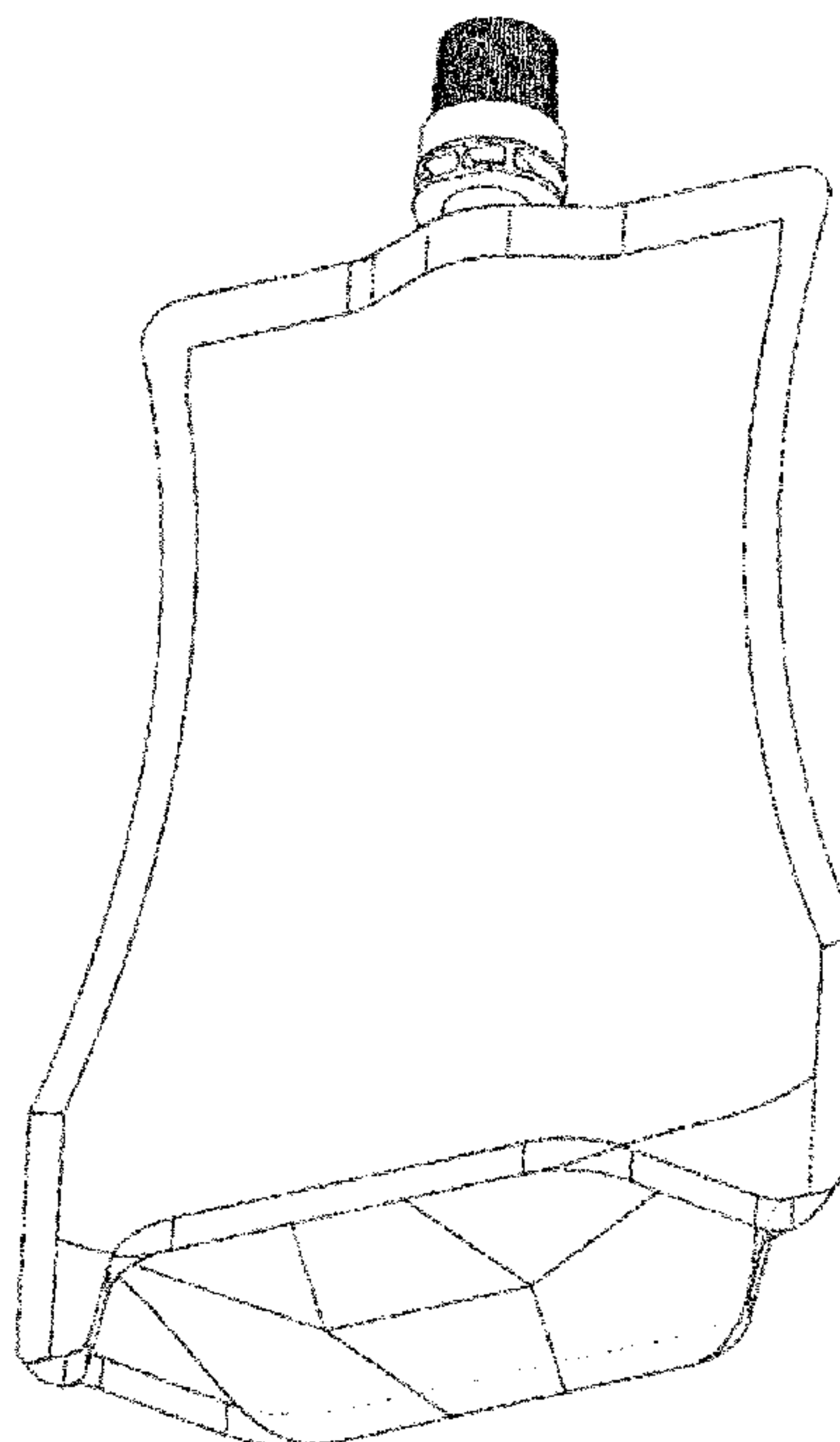


FIG. 1

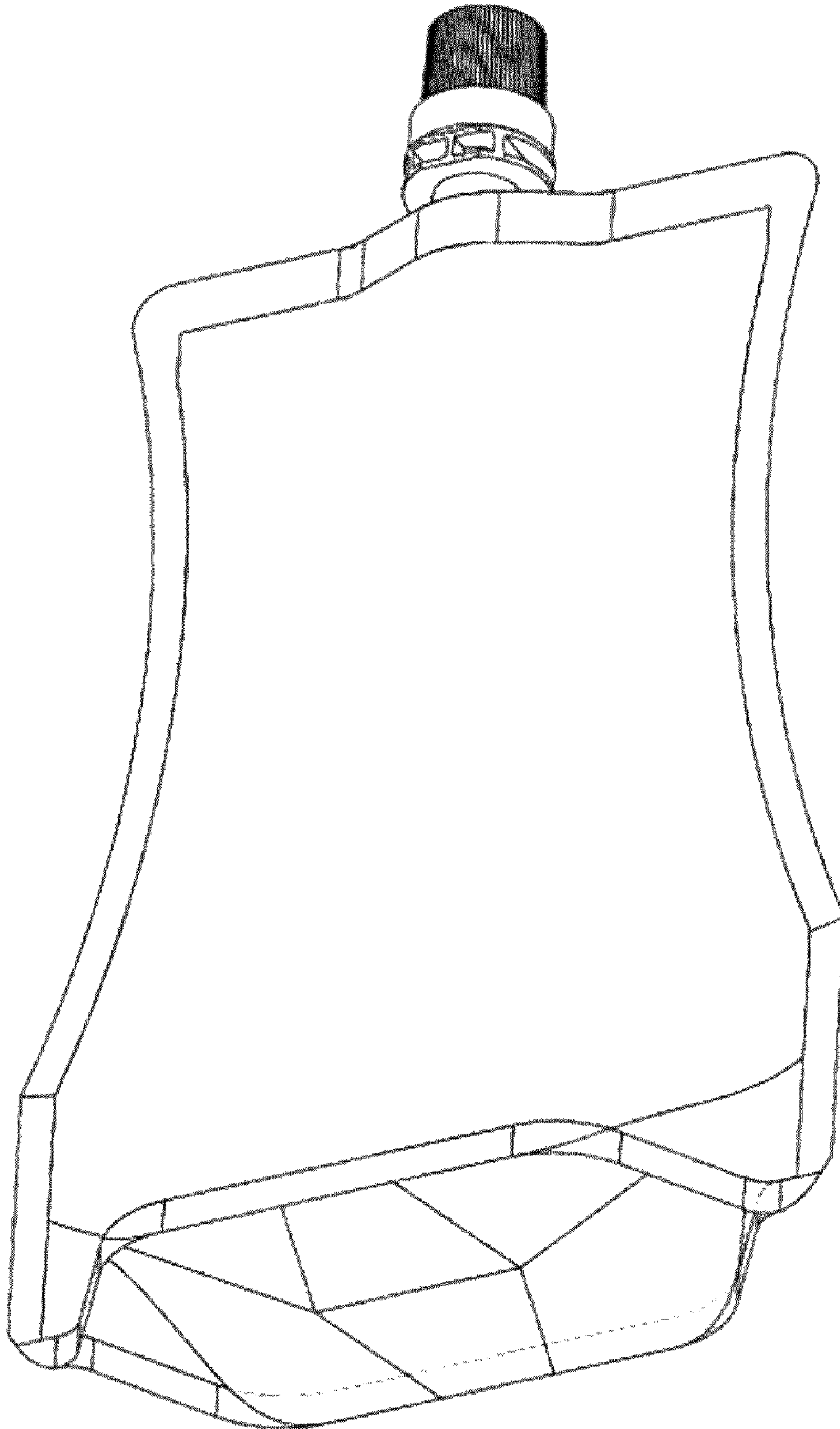


FIG. 2

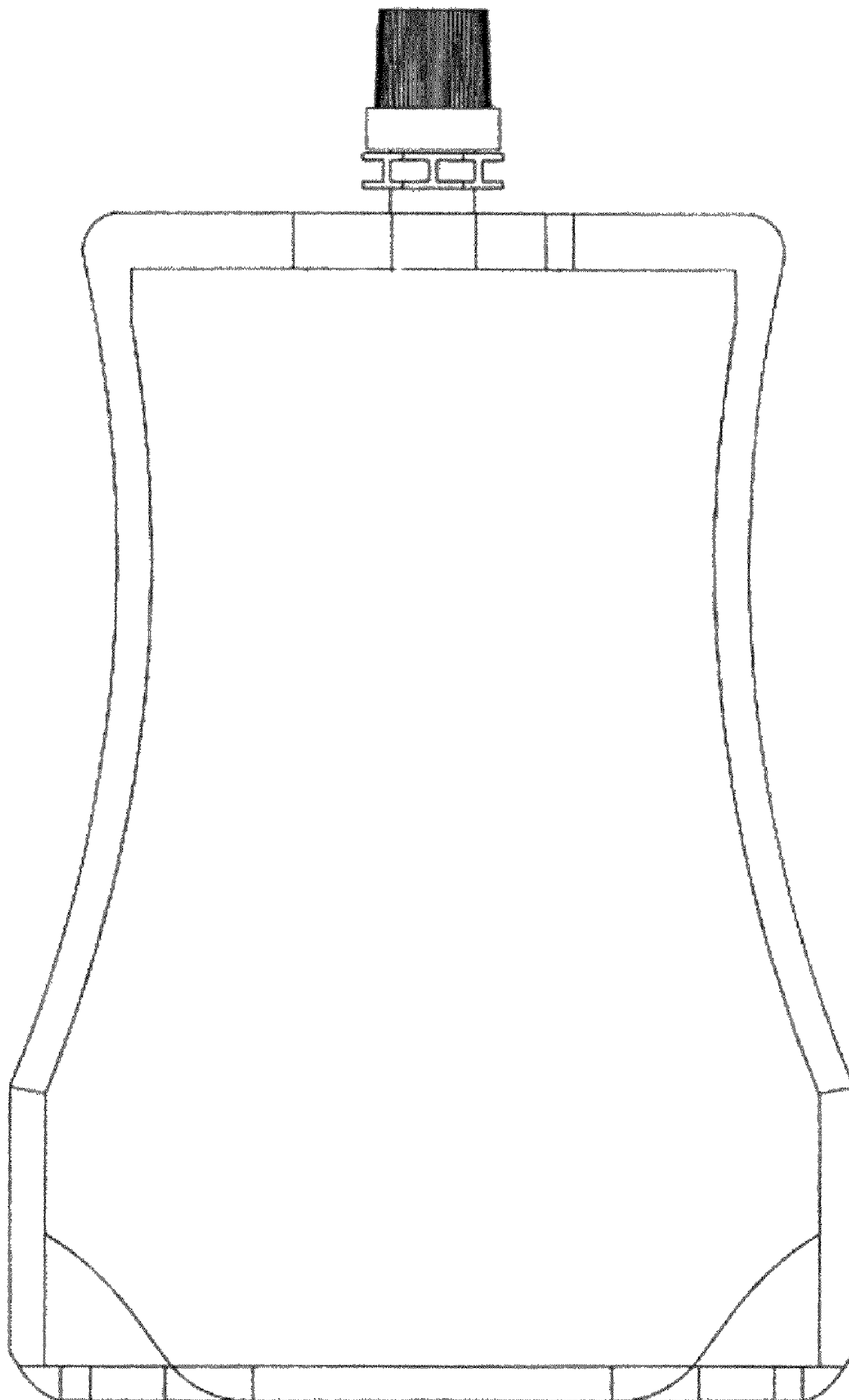


FIG. 3

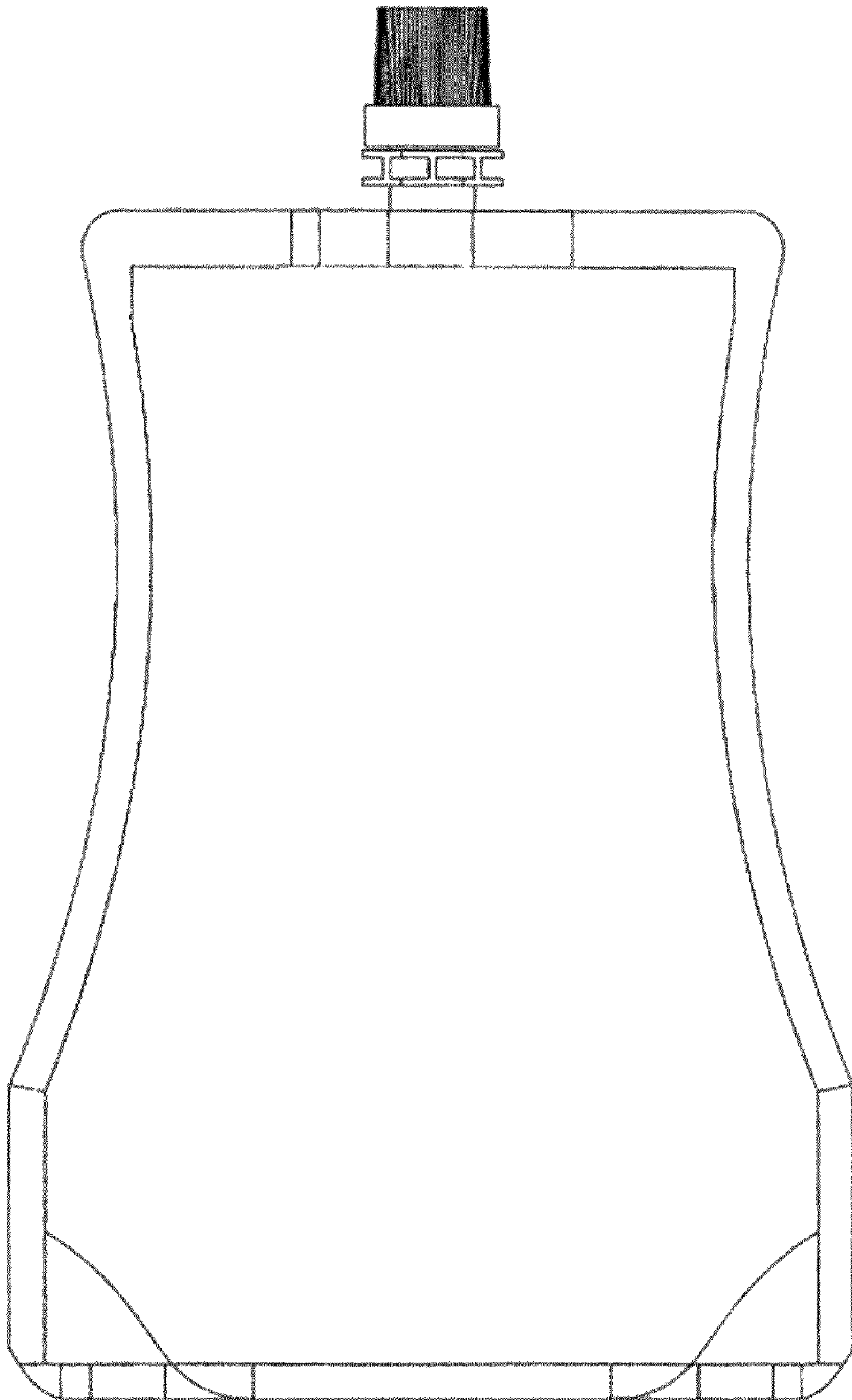


FIG. 4

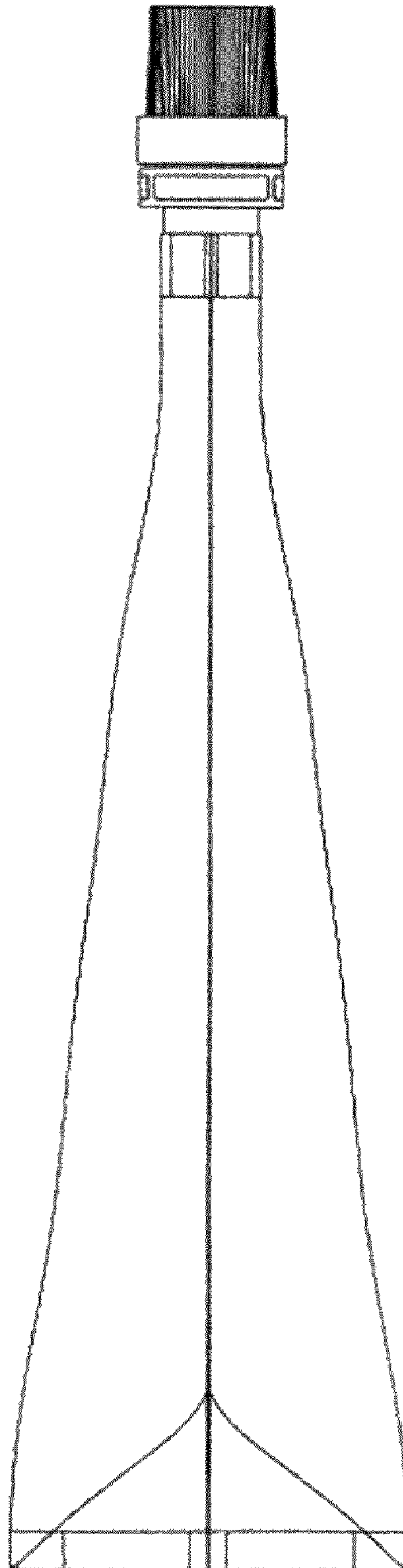


FIG. 5

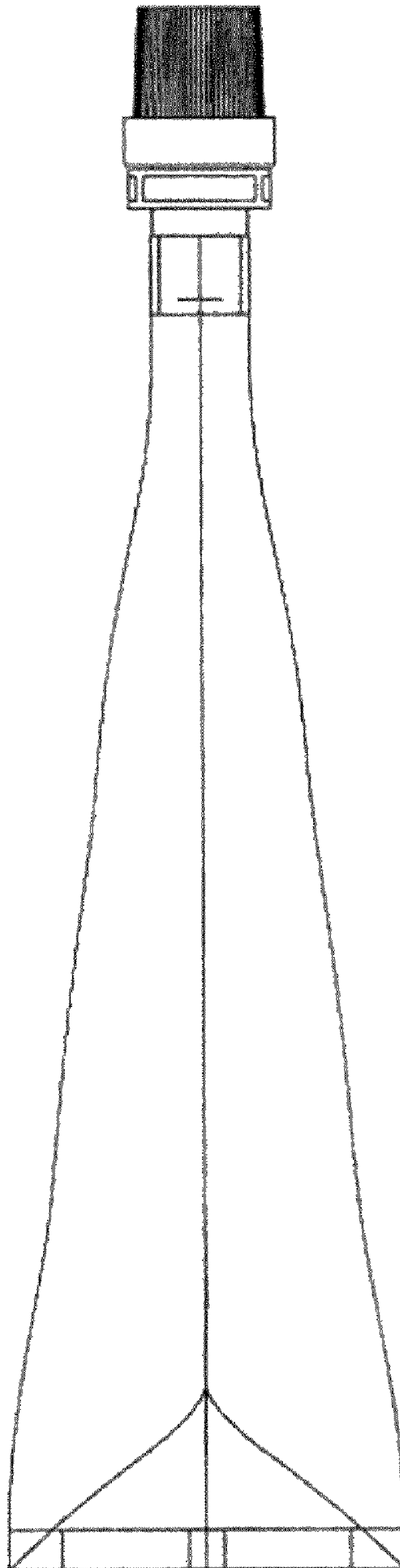


FIG. 6

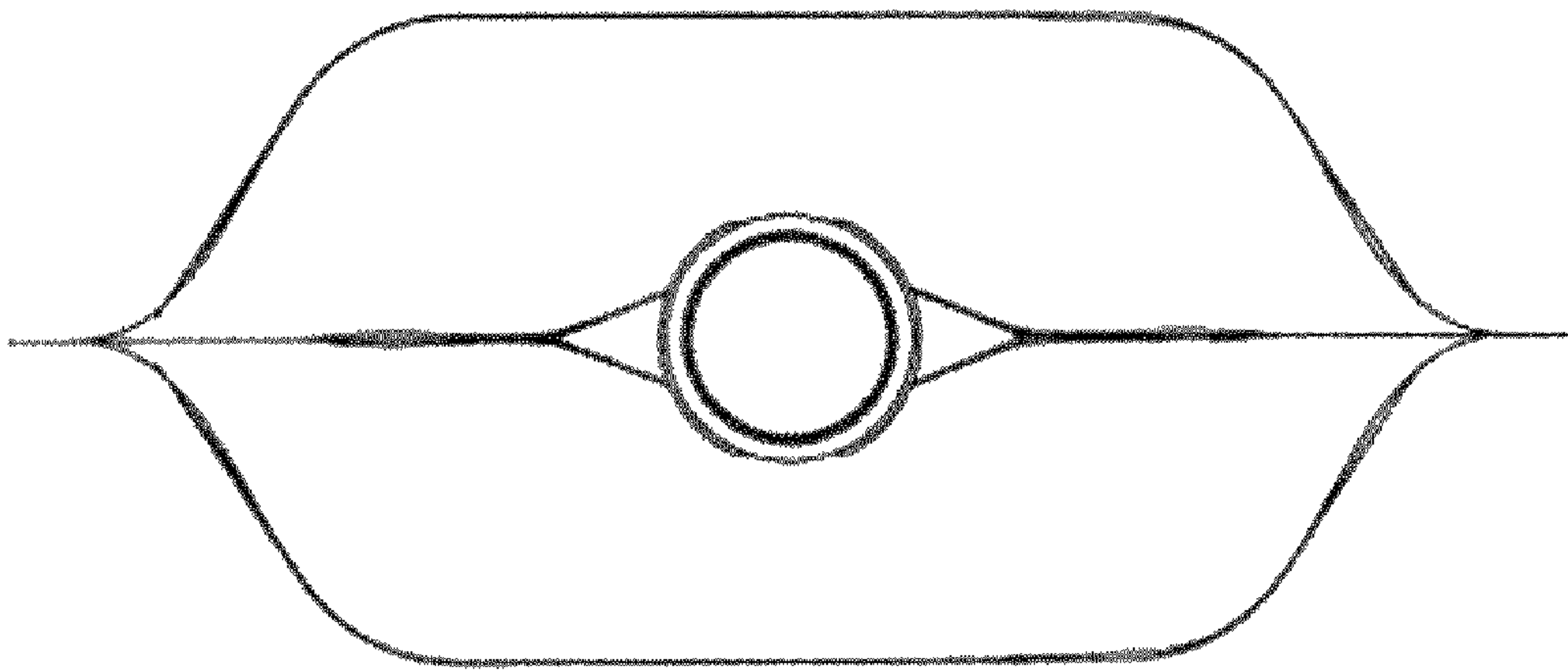


FIG. 7

