



US00D667312S

(12) **United States Design Patent**  
**Risgalla**

(10) **Patent No.:** **US D667,312 S**

(45) **Date of Patent:** **\*\* Sep. 18, 2012**

(54) **PACKAGING**

(75) Inventor: **Eric Risgalla**, Monaco (MC)

(73) Assignee: **PEPUP SA**, Geneva (CH)

(\*\*) Term: **14 Years**

(21) Appl. No.: **29/370,947**

(22) Filed: **Sep. 24, 2010**

(30) **Foreign Application Priority Data**

Mar. 26, 2010 (CH) ..... 541147501  
Mar. 26, 2010 (CH) ..... DM/073 374  
Apr. 14, 2010 (CH) ..... 543661101  
Apr. 14, 2010 (CH) ..... DM/073 433

(51) **LOC (9) Cl.** ..... **09-05**

(52) **U.S. Cl.** ..... **D9/705**

(58) **Field of Classification Search** ..... D9/702-714,  
D9/522, 440, 443-444, 430-433, 435, 447;  
383/61.1, 80-81, 103-104, 901, 108, 119,  
383/201, 205, 107, 114, 207, 209; 222/92,  
222/107, 215, 81, 96, 527; D7/317, 321;  
D24/118, 121, 207, 115; 206/822, 811, 229,  
206/484

See application file for complete search history.

(56) **References Cited**

**U.S. PATENT DOCUMENTS**

D435,440 S \* 12/2000 Croft et al. .... D9/696  
D509,751 S \* 9/2005 Risgalla ..... D9/707  
D525,144 S \* 7/2006 Risgalla ..... D9/707  
D571,672 S \* 6/2008 Murray ..... D9/710  
D573,037 S \* 7/2008 Murray ..... D9/710

D580,782 S \* 11/2008 Murray ..... D9/707  
D584,168 S \* 1/2009 Murray ..... D9/710  
D594,752 S \* 6/2009 Medema et al. .... D9/707  
D606,882 S \* 12/2009 Sharp et al. .... D9/707  
7,658,542 B2 2/2010 Risgalla  
D619,018 S \* 7/2010 Karay et al. .... D9/702  
D642,933 S \* 8/2011 Schroeder et al. .... D9/710  
2009/0003737 A1 1/2009 Risgalla  
2010/0008602 A1 1/2010 Risgalla

**FOREIGN PATENT DOCUMENTS**

CH 129556 6/2003  
CH 129692 8/2003  
CH 130092 12/2003  
CH 130670 7/2004  
CH 132118 10/2005

\* cited by examiner

*Primary Examiner* — Caron D Veynar

*Assistant Examiner* — Abraham Bahta

(74) *Attorney, Agent, or Firm* — Faegre Baker Daniels LLP

(57) **CLAIM**

The ornamental design for packaging, as shown and described.

**DESCRIPTION**

FIG. 1 shows a perspective view from a first side of the packaging;

FIG. 2 shows a perspective view from the opposite and second side of the packaging;

FIG. 3 shows a plan view of the second side of the packaging;

FIG. 4 shows a plan view of the first side of the packaging;

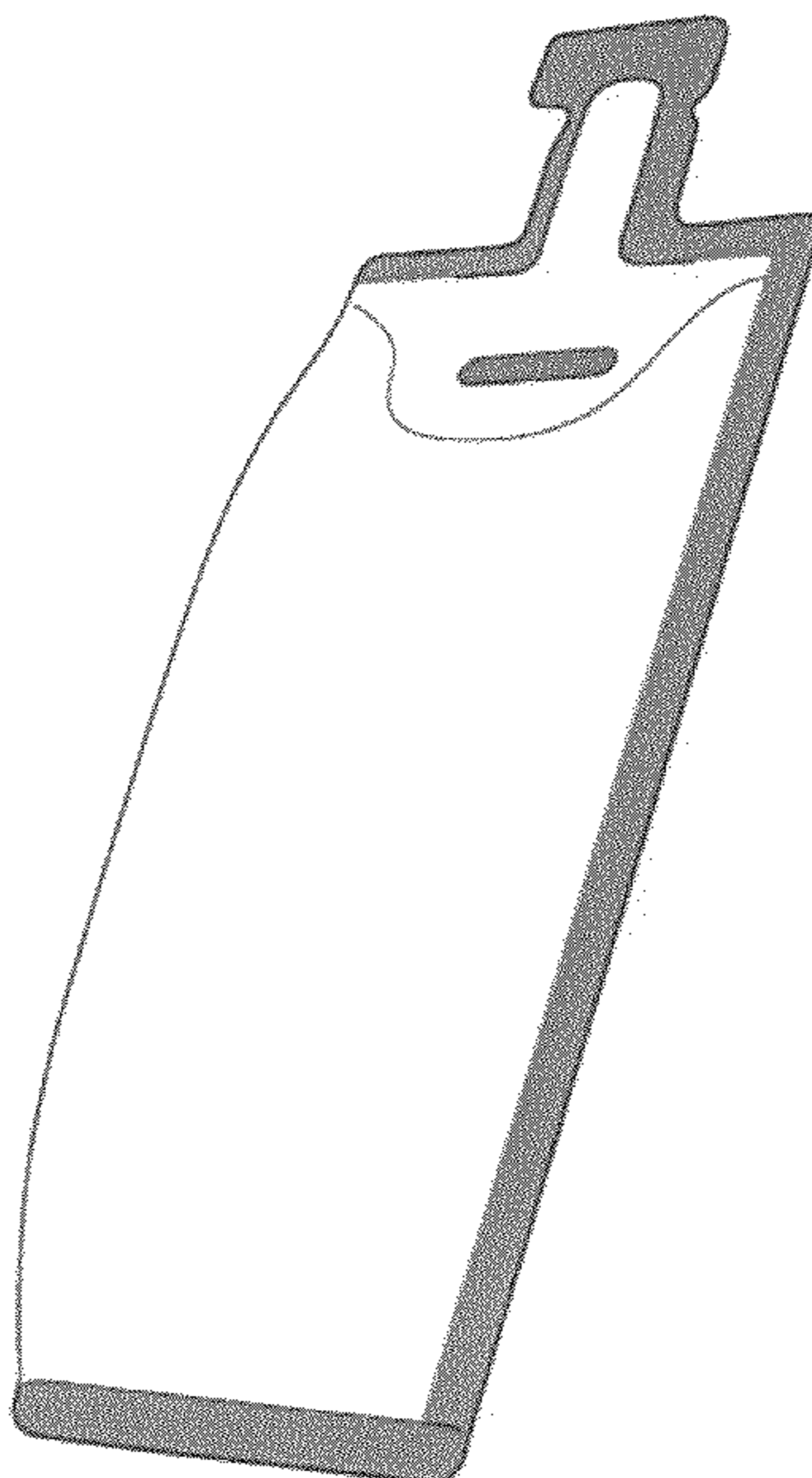
FIG. 5 shows a right side view of the packaging;

FIG. 6 shows a left side view of the packaging;

FIG. 7 shows a bottom plan view of the packaging; and,

FIG. 8 shows a top plan view of the packaging.

**1 Claim, 6 Drawing Sheets**



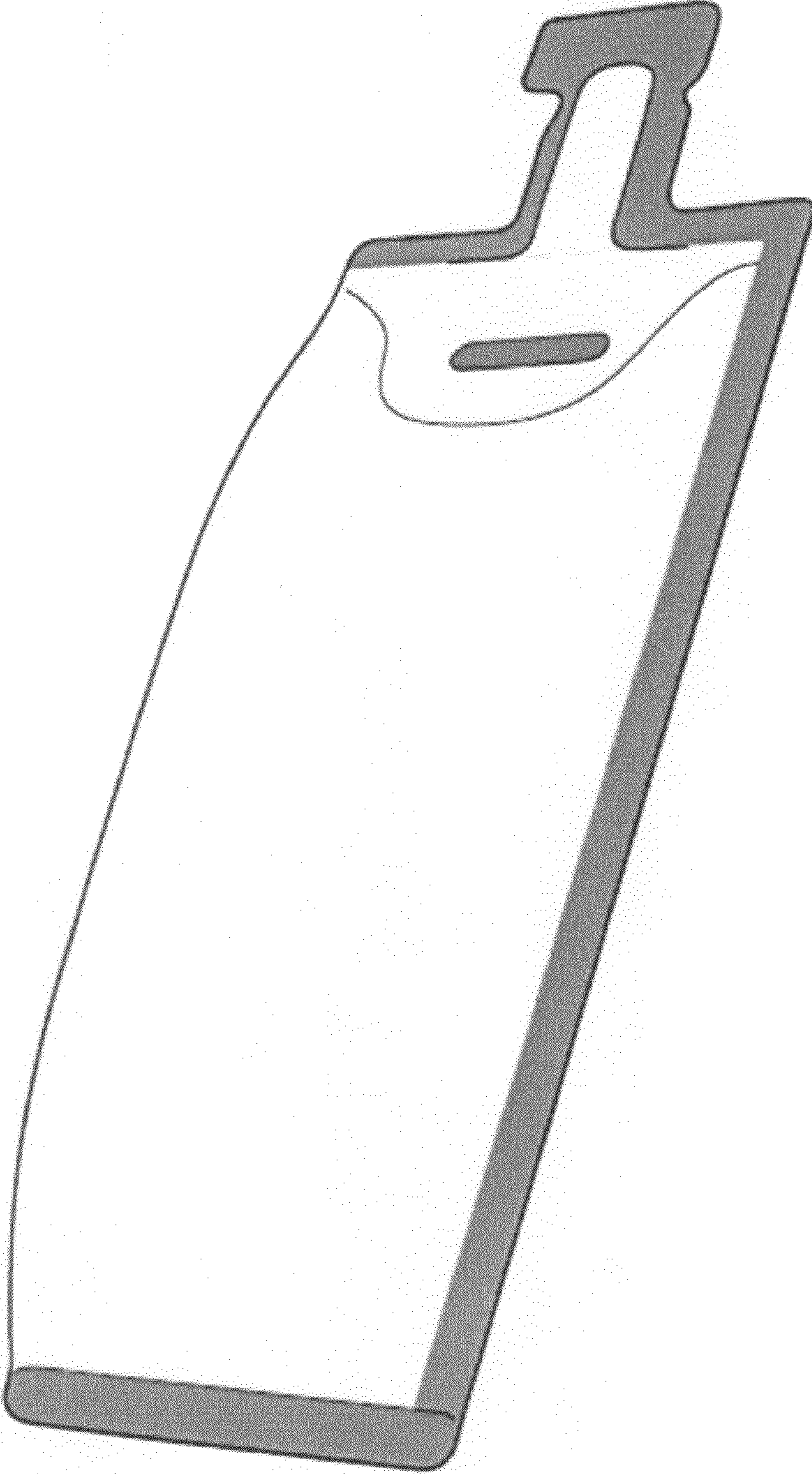


FIG. 1

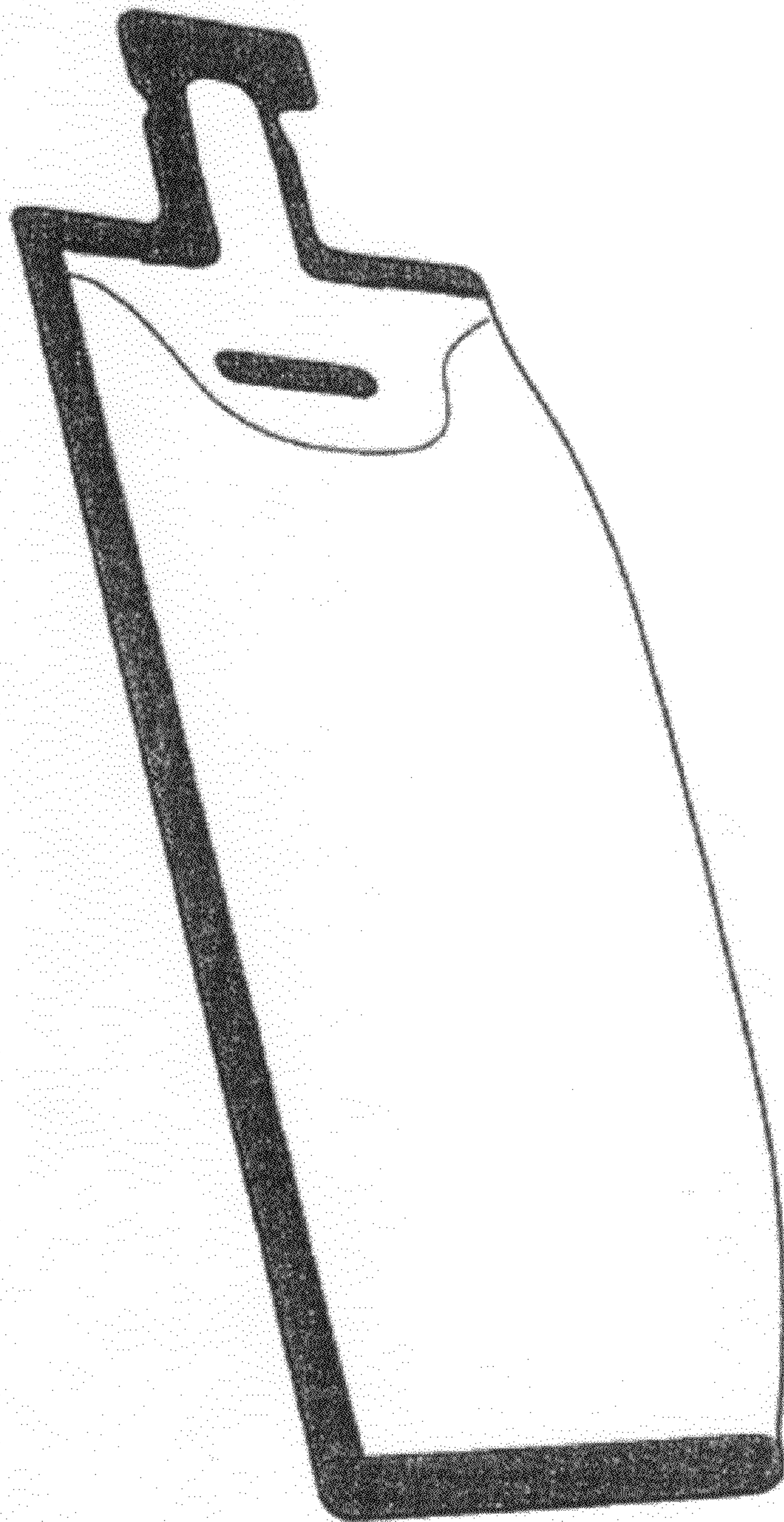


FIG. 2

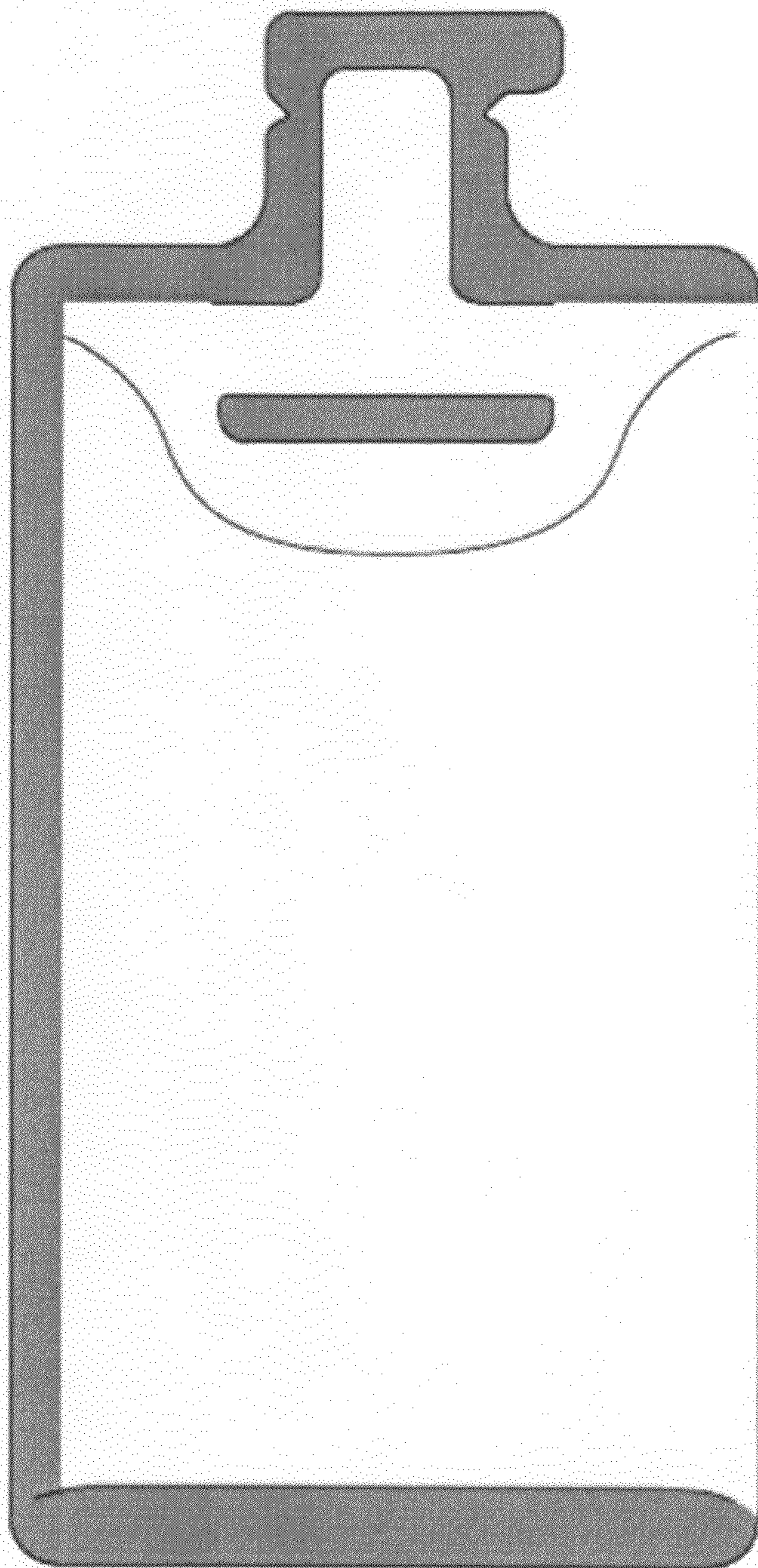


FIG. 3

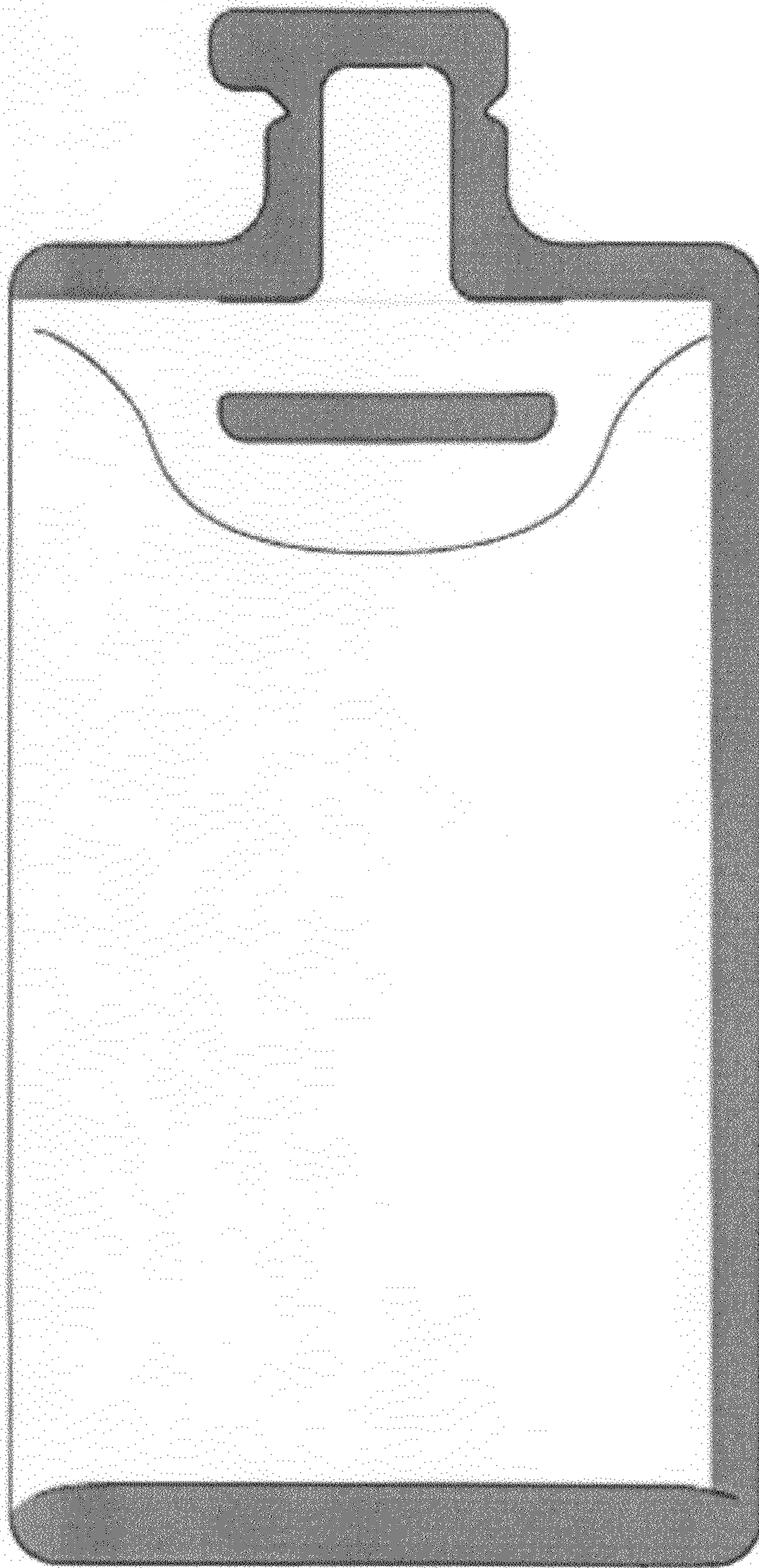


FIG. 4

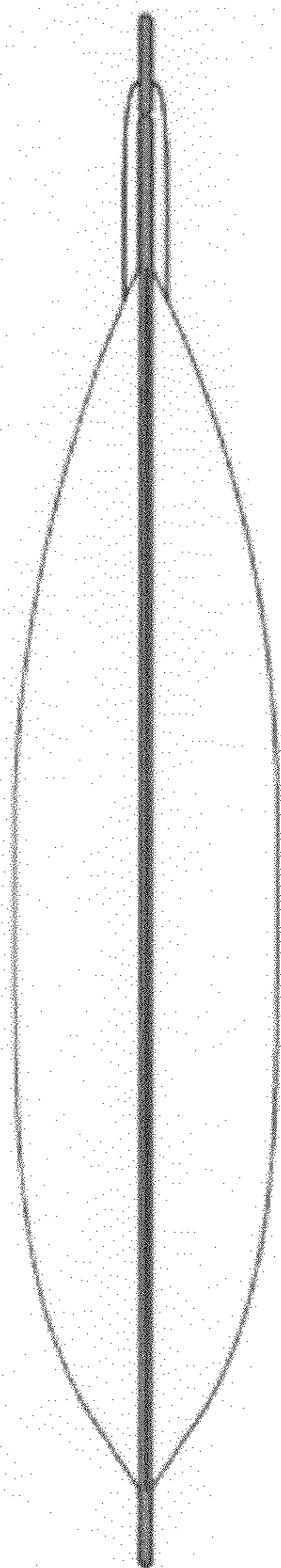


FIG. 5




FIG. 6

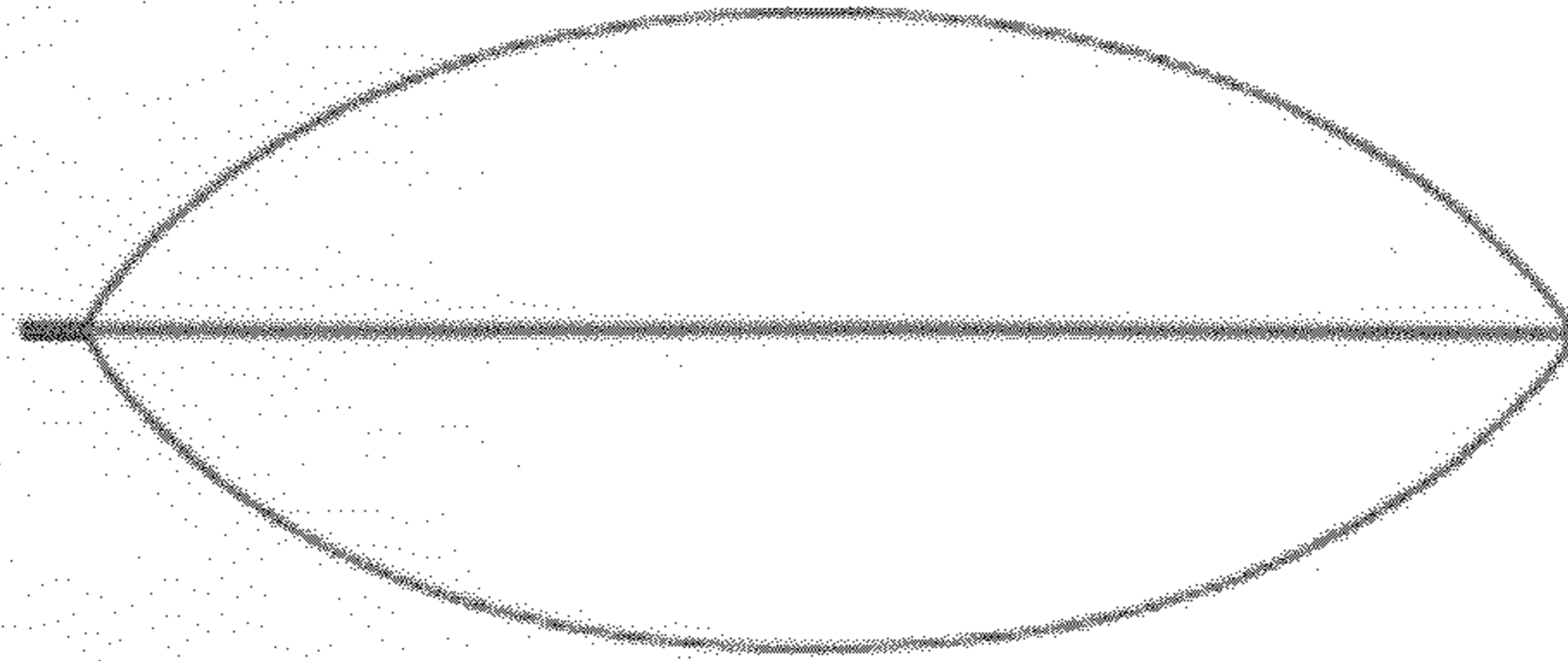


FIG. 7

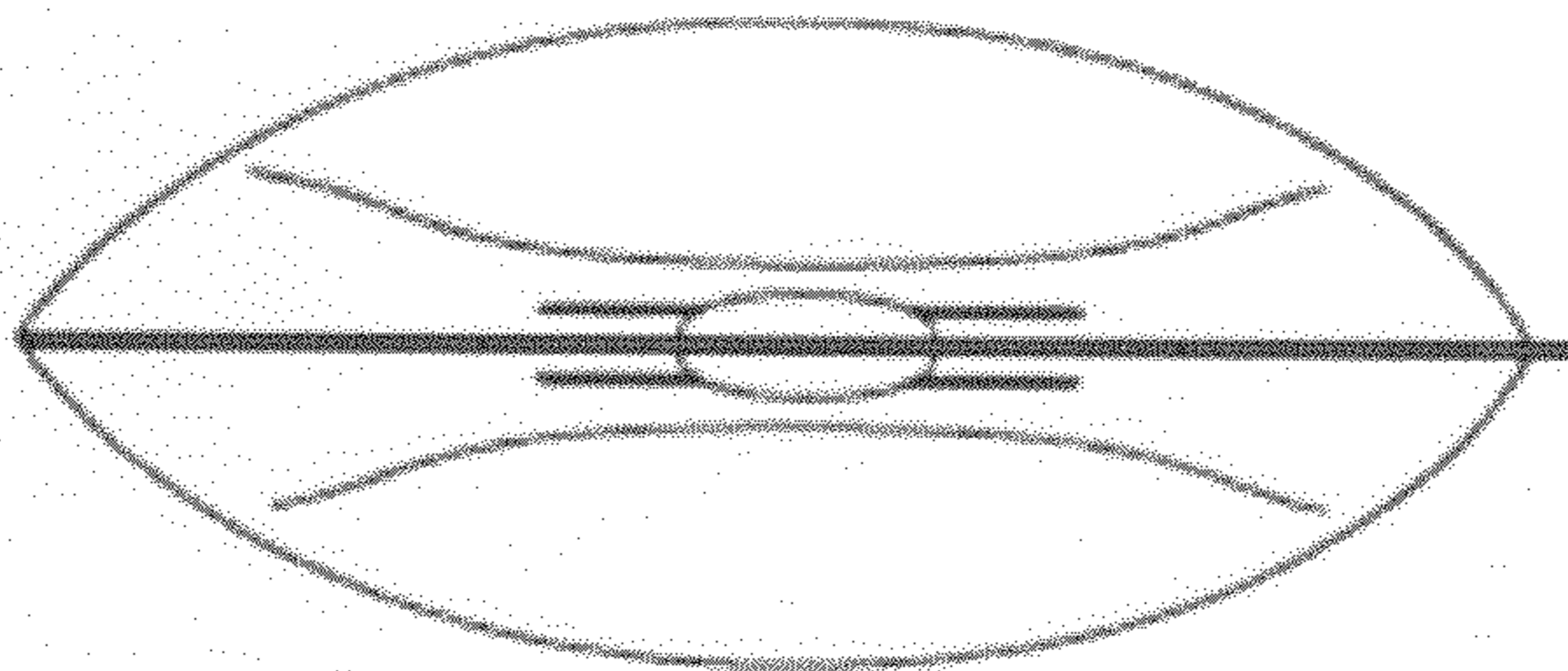


FIG. 8