



US00D667311S

(12) **United States Design Patent**  
**Rowlett**

(10) **Patent No.:** **US D667,311 S**

(45) **Date of Patent:** **\*\* Sep. 18, 2012**

(54) **BAG FOR HOLDING DOG AND CAT  
RELATED ARTICLES**

(76) Inventor: **Diana L. Rowlett**, San Jose, CA (US)

(\*\*) Term: **14 Years**

(21) Appl. No.: **29/422,689**

(22) Filed: **May 23, 2012**

(51) **LOC (9) Cl.** ..... **09-05**

(52) **U.S. Cl.** ..... **D9/702**

(58) **Field of Classification Search** ..... D9/702-714,  
D9/720-721, 414, 420, 424-425, 431-432,  
D9/435; 119/496-499, 491, 482, 453, 474;  
206/434, 427; 220/495.03; 229/122, 200,  
229/87.01, 87.19, 116.1, 103.2; D30/108-109,  
D30/118; D3/201, 273, 232, 287, 276; 383/6,  
383/17-22, 66, 121.1, 108, 33

See application file for complete search history.

(56) **References Cited**

**U.S. PATENT DOCUMENTS**

4,598,746	A *	7/1986	Rabinowitz	383/25
5,716,138	A *	2/1998	Southwell	383/104
5,769,028	A *	6/1998	Deckys	119/496
D485,166	S *	1/2004	Clark	D9/704
D497,541	S *	10/2004	Clark	D9/703
D524,995	S *	7/2006	Dudas	D30/109
D571,053	S *	6/2008	Donnelly	D30/108
D659,294	S *	5/2012	Veness et al.	D30/109
8,171,888	B2 *	5/2012	Chou	119/497

\* cited by examiner

*Primary Examiner* — Caron D Veynar

*Assistant Examiner* — Abraham Bahta

(74) *Attorney, Agent, or Firm* — Thomas R. Lampe

(57) **CLAIM**

The ornamental design for bag for holding dog and cat related articles, as shown and described.

**DESCRIPTION**

FIG. 1 is a perspective view of bag for holding dog and cat related articles showing my design with a broken line showing of a handle, a pendant and an indication of logo placement;

FIG. 2 is a front elevation view thereof with a broken line showing of a handle, a pendant and an indication of logo placement;

FIG. 3 is a front elevation view thereof without a broken line showing of a handle, a pendant or an indication of logo placement;

FIG. 4 is a right side elevation view thereof, the left side elevation view thereof being a mirror image;

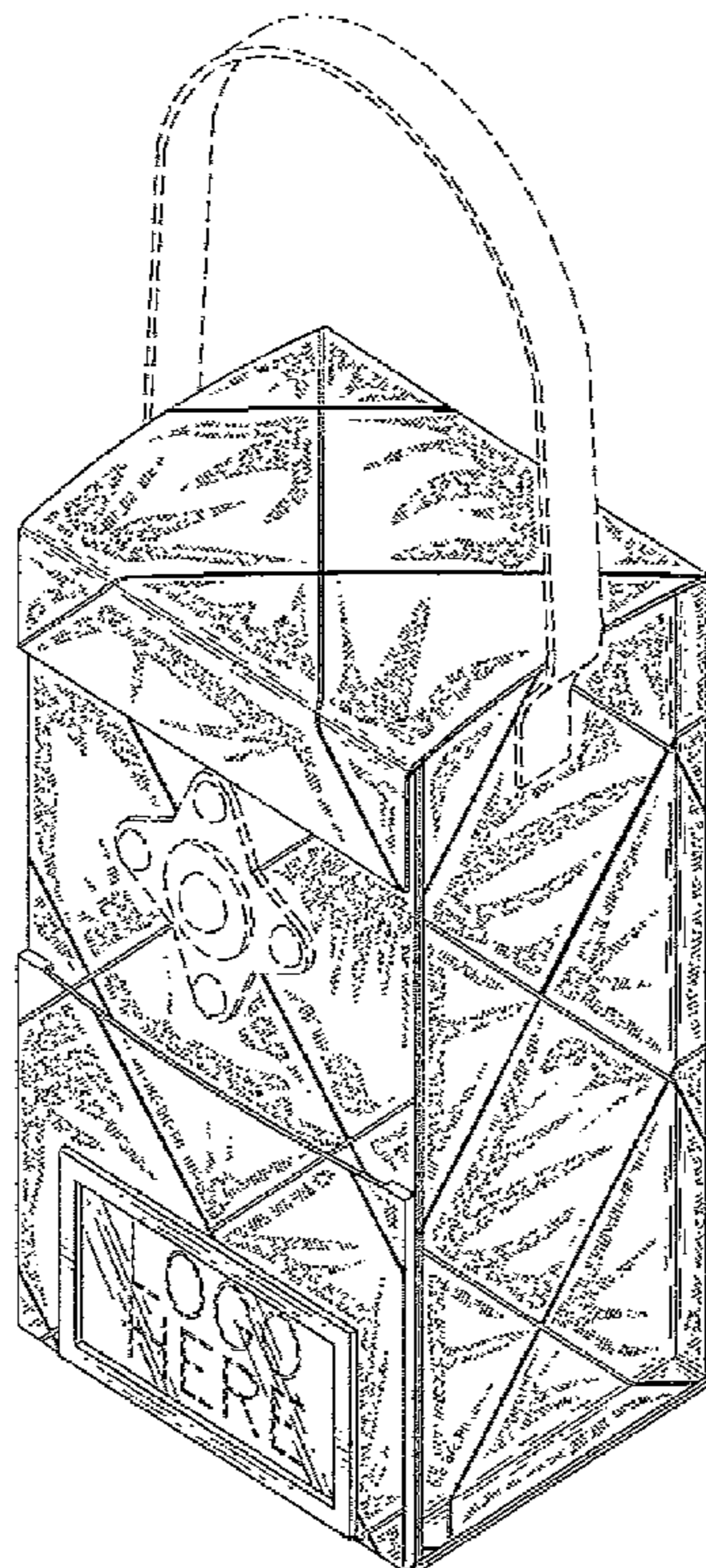
FIG. 5 is a top view thereof;

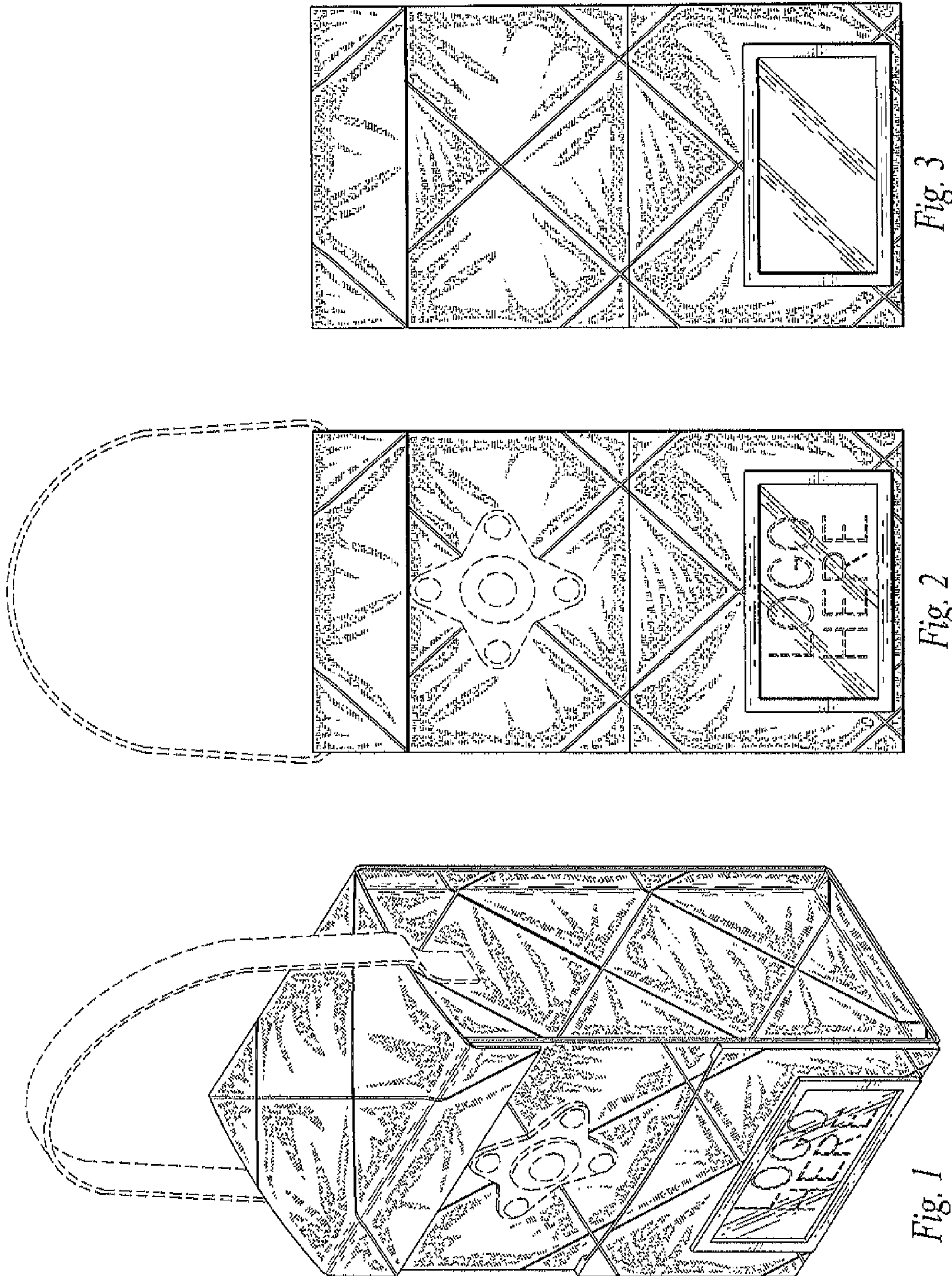
FIG. 6 is a bottom view thereof; and,

FIG. 7 is a rear elevation view thereof.

The broken line showing of a handle, a pendant and an indication of logo placement in FIGS. 1 and 2 of the drawings is for illustrative purposes only and forms no part of the claimed design.

**1 Claim, 2 Drawing Sheets**





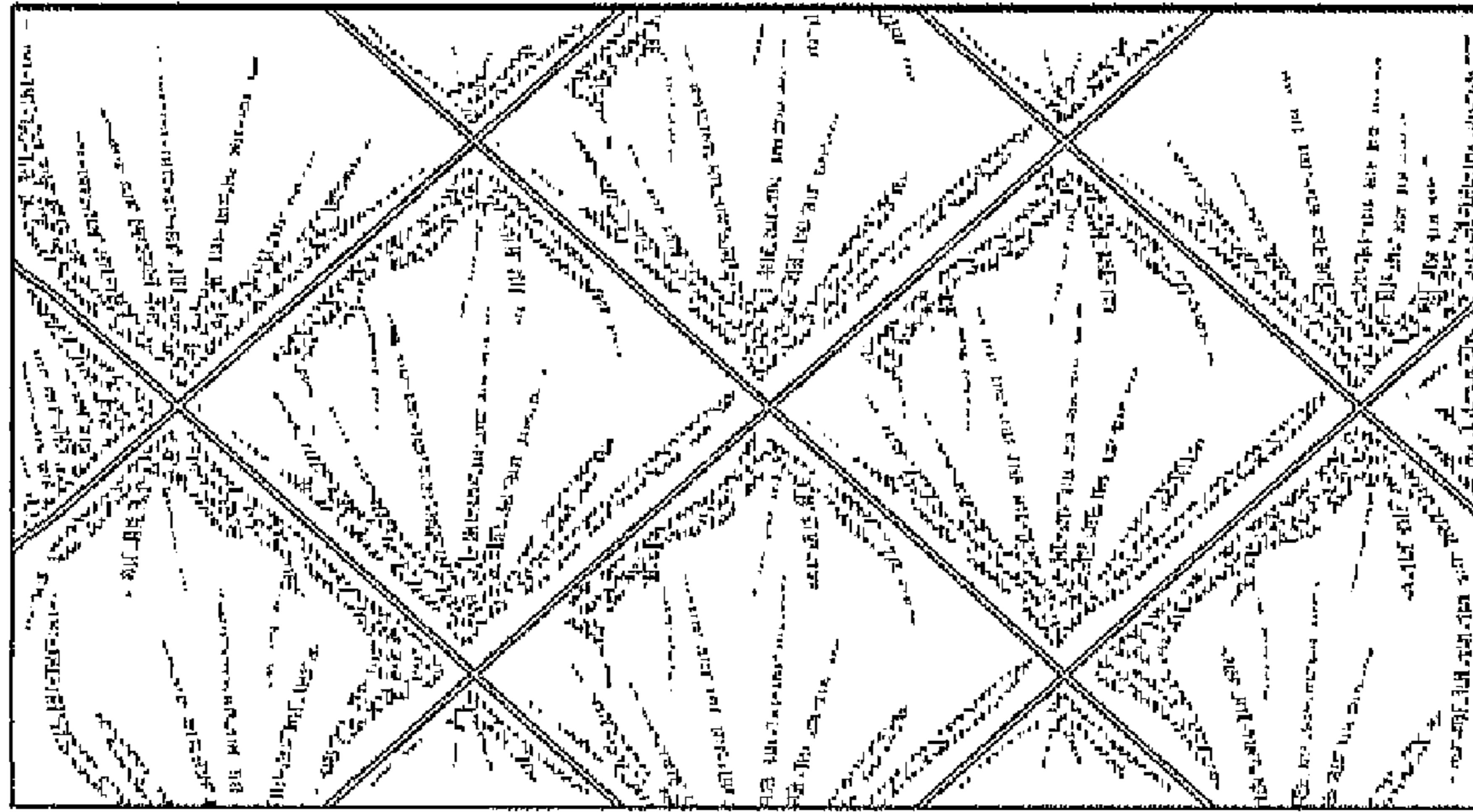


Fig. 7

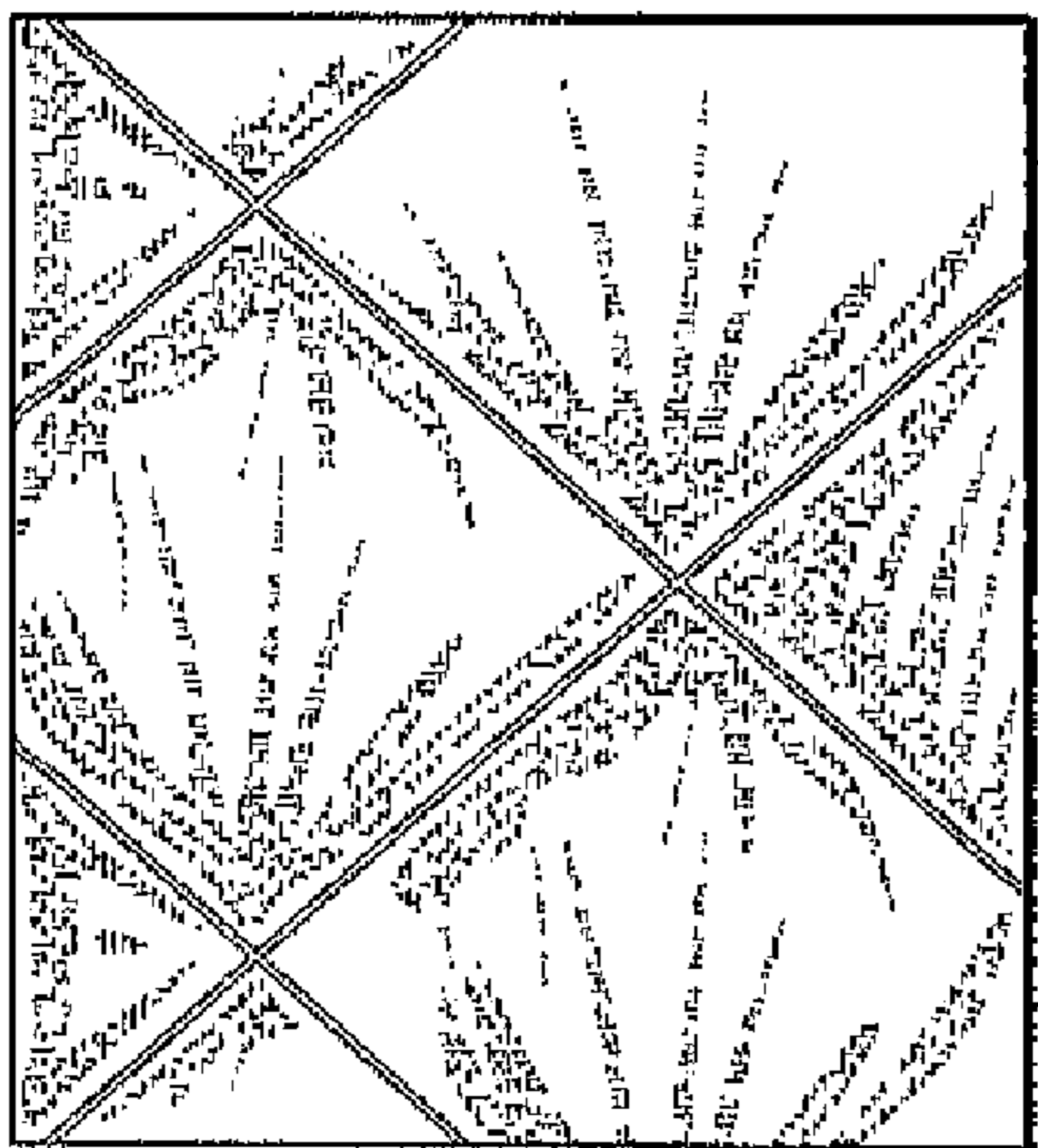


Fig. 5

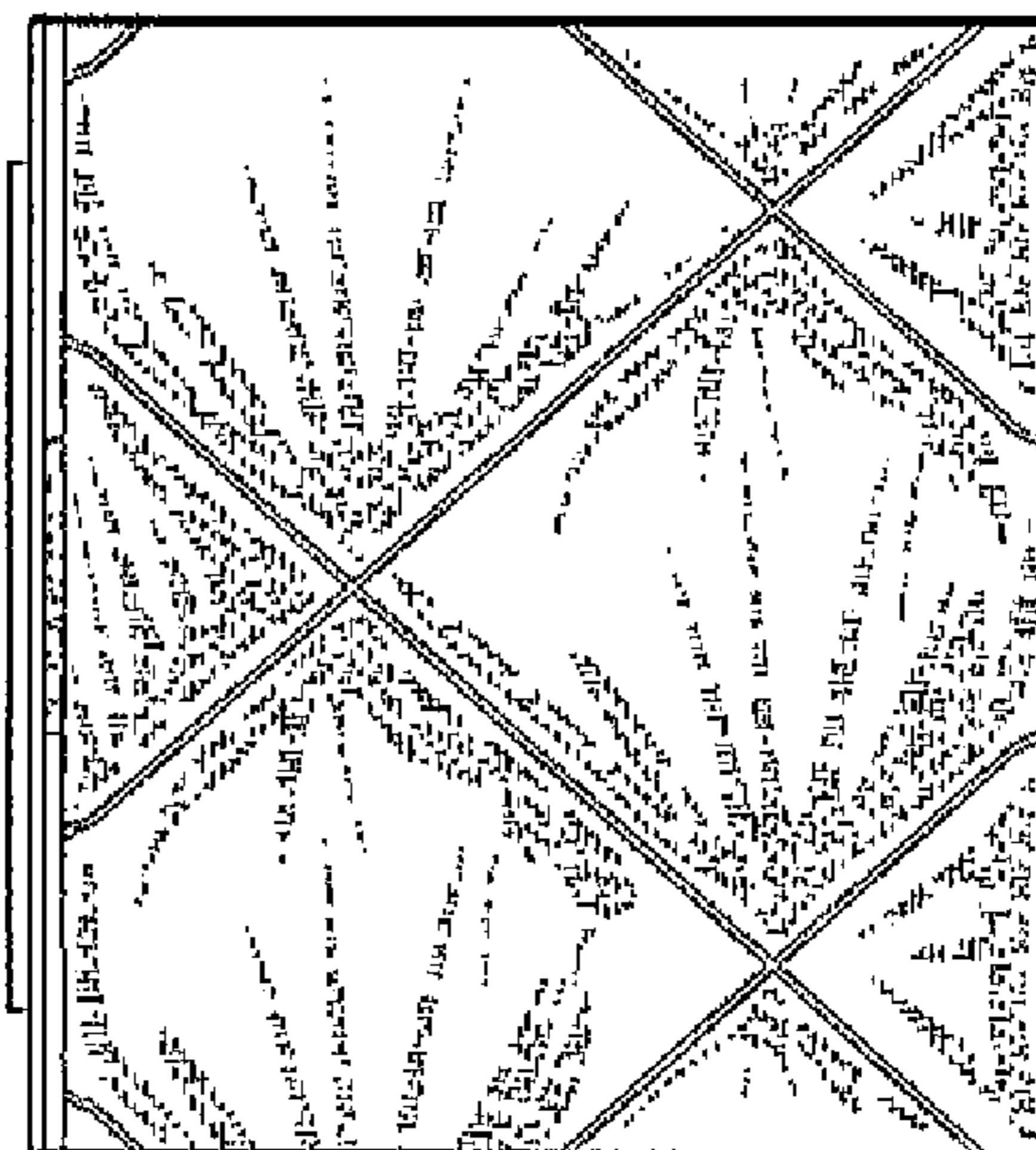


Fig. 6




Fig. 4