



US00D667268S

(12) **United States Design Patent**  
**Palotto**

(10) **Patent No.:** **US D667,268 S**

(45) **Date of Patent:** **\*\* Sep. 18, 2012**

(54) **COMMUTER MUG**

(75) Inventor: **Simone Palotto**, Etterbeek (BE)

(73) Assignee: **Dart Industries Inc.**, Orlando, FL (US)

(\*\*) Term: **14 Years**

(21) Appl. No.: **29/374,241**

(22) Filed: **Jul. 18, 2011**

(51) **LOC (9) Cl.** ..... **07-01**

(52) **U.S. Cl.** ..... **D7/510; D7/511**

(58) **Field of Classification Search** ..... D7/510,  
D7/532, 507, 511, 523, 509, 500, 300.1;  
215/388, 387, DIG. 7; 220/710.5, 703, 592.16,  
220/592.17; 229/402; D9/503

See application file for complete search history.

(56) **References Cited**

**U.S. PATENT DOCUMENTS**

D184,567 S *	3/1959	Keck et al.	.....	D7/598
D458,081 S *	6/2002	Bodum	.....	D7/510
D480,268 S	10/2003	Laib		
D495,186 S *	8/2004	Poupel et al.	.....	D7/300.1
7,073,678 B1 *	7/2006	Dibdin et al.	.....	220/254.1
D555,000 S *	11/2007	Bunce et al.	.....	D9/529

D569,182 S \* 5/2008 Homma ..... D7/510

D572,082 S 7/2008 Kortleven

D583,627 S 12/2008 Kortleven

D623,473 S 9/2010 Chen

D653,082 S \* 1/2012 George ..... D7/510

\* cited by examiner

*Primary Examiner* — Cynthia Underwood

(74) *Attorney, Agent, or Firm* — John A. Doninger

(57) **CLAIM**

The ornamental design for a commuter mug, as shown and described.

**DESCRIPTION**

FIG. 1 is a top, front and right side perspective view of a commuter mug showing my new design;

FIG. 2 is a bottom, rear and right side perspective view thereof;

FIG. 3 is a front elevation view thereof;



FIG. 4 is a rear elevation view thereof;

FIG. 5 is a right side elevation view, the left side being a mirror image thereof;

FIG. 6 is a top plan view thereof; and,

FIG. 7 is a bottom plan view thereof.

**1 Claim, 3 Drawing Sheets**






FIG. 1



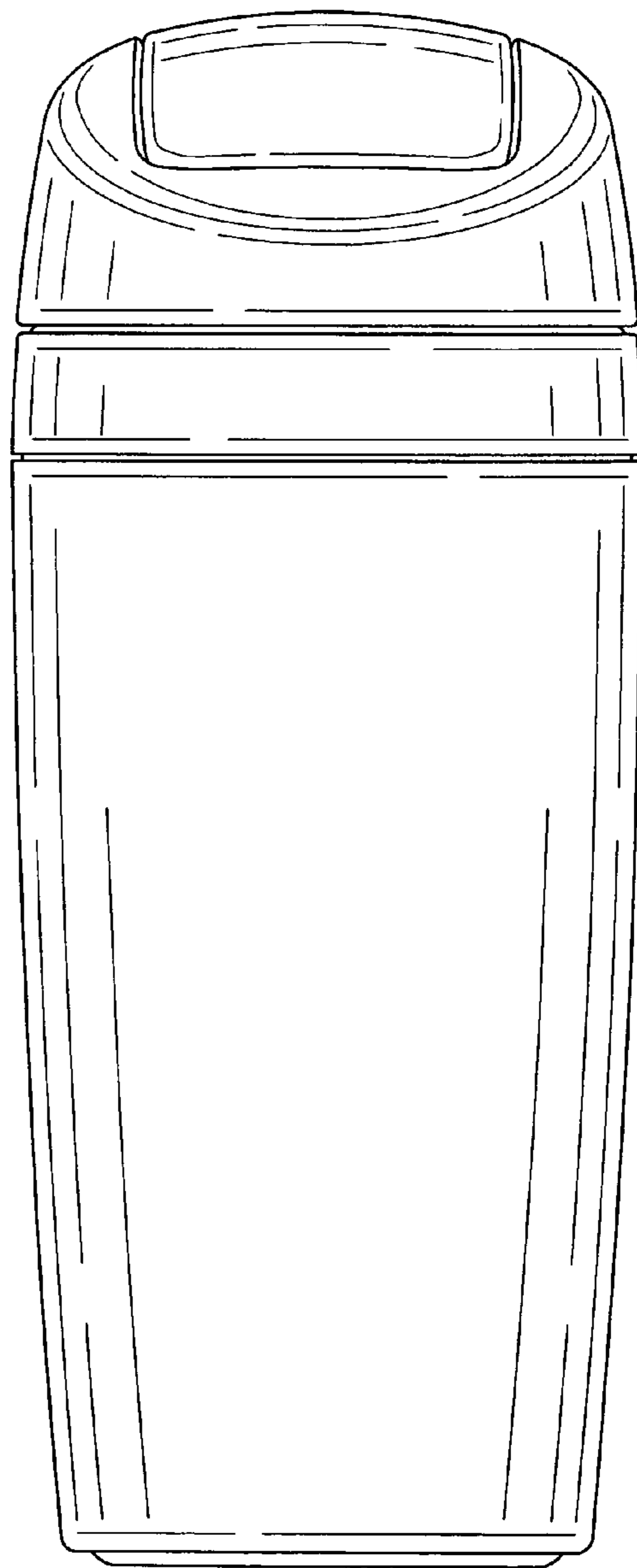


FIG. 2



*FIG. 3*



*FIG. 4*




FIG. 5

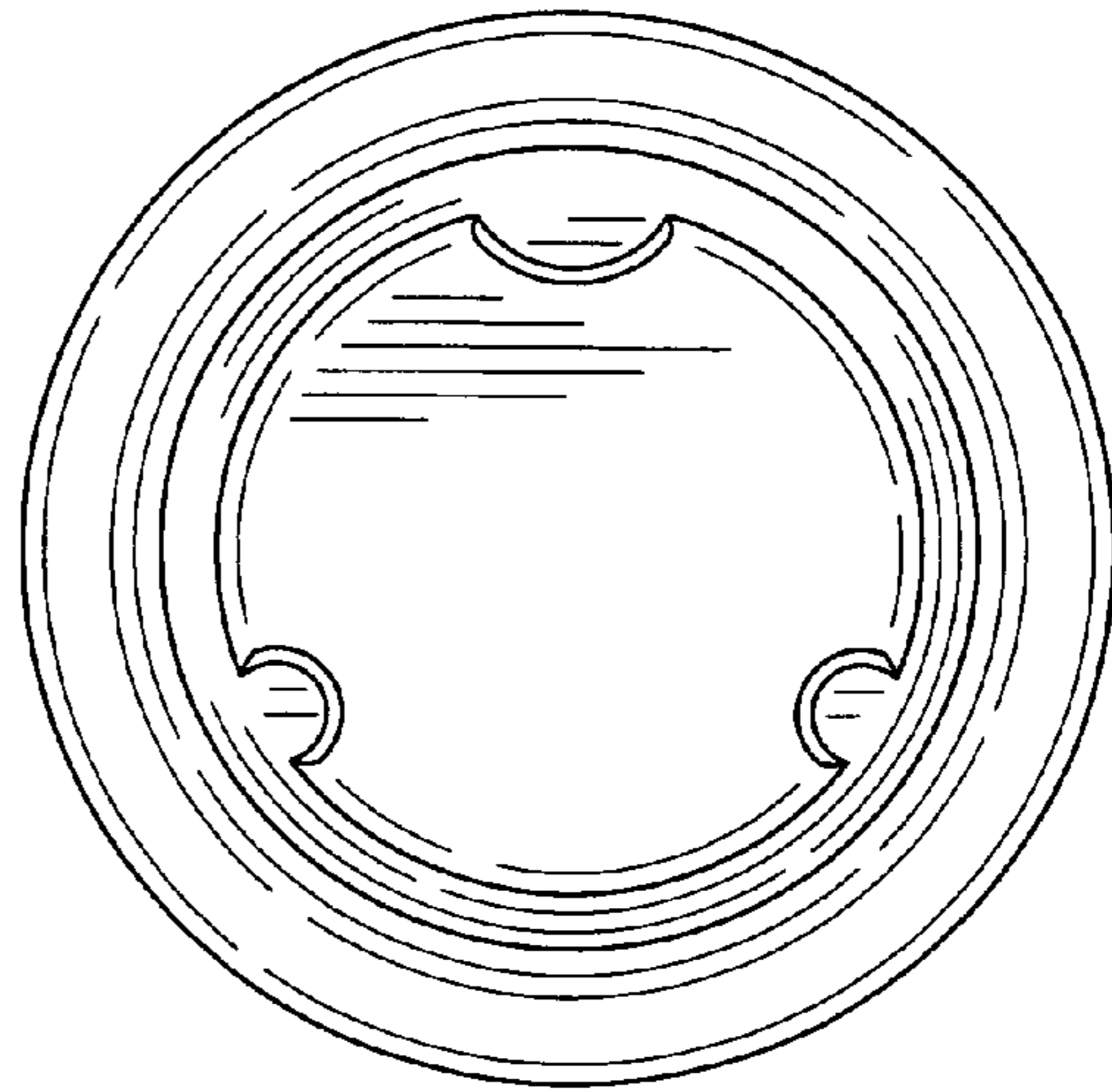


FIG. 7

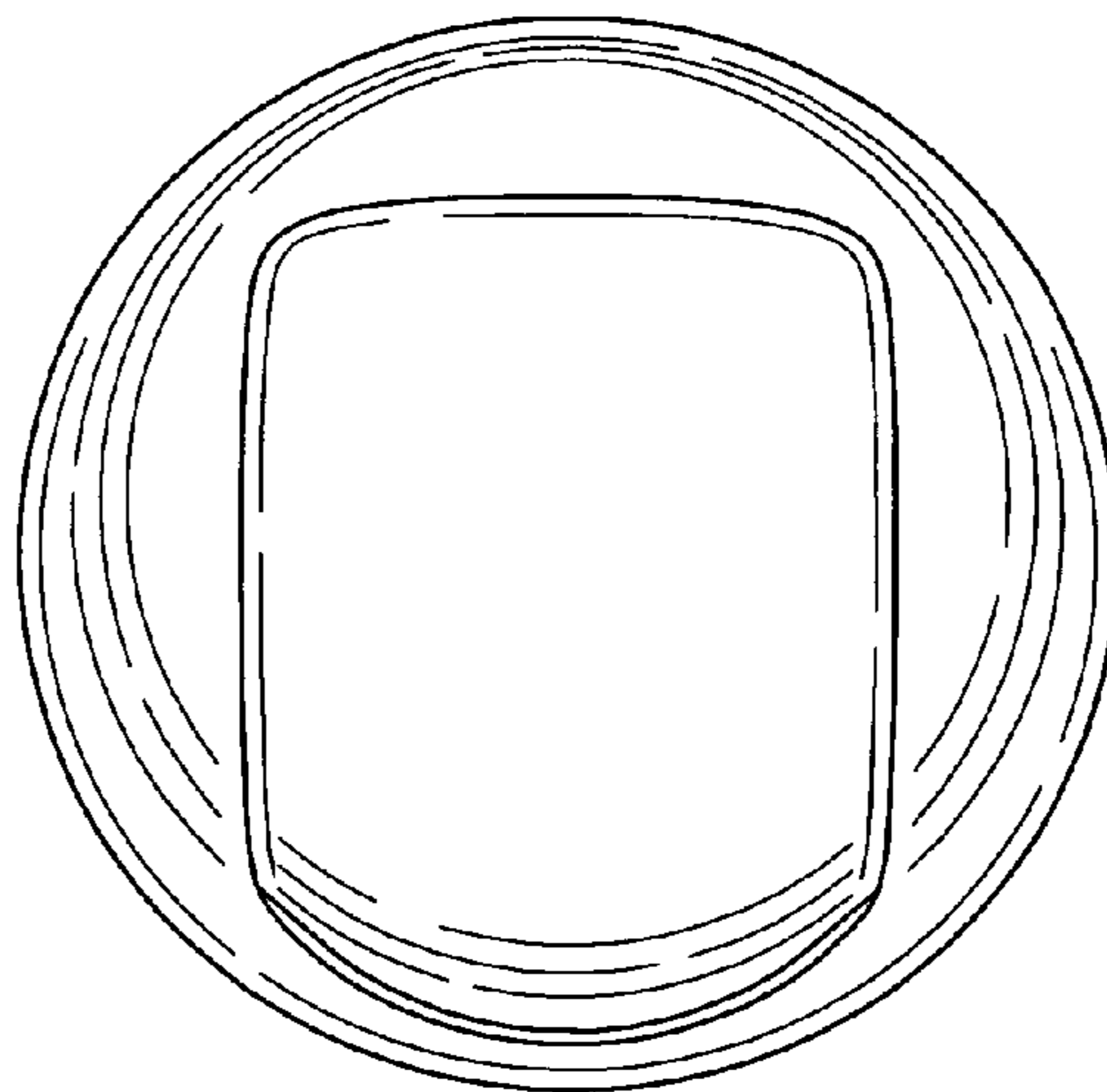


FIG. 6