



US00D667266S

(12) **United States Design Patent**
Cotter

(10) **Patent No.:** **US D667,266 S**

(45) **Date of Patent:** **** Sep. 18, 2012**

(54) **CANNING BASKET**

(75) Inventor: **Jennifer Cotter**, Seattle, WA (US)

(73) Assignee: **Progressive International Corporation**,
Kent, WA (US)

(**) Term: **14 Years**

(21) Appl. No.: **29/410,147**

(22) Filed: **Jan. 4, 2012**

(51) **LOC (9) Cl.** **07-02**

(52) **U.S. Cl.** **D7/408; D7/409**

(58) **Field of Classification Search** D6/462-463,
D6/513, 566, 323; D7/323, 329-332, 337,
D7/339, 346-347, 354-363, 387, 391, 393,
D7/395, 402, 407-409, 411, 704, 601; 220/486,
220/491, 573.1-573.5, 0.6; 99/324-325,
99/331-332, 337-340, 355, 369, 403-419,
99/425-426, 444, 440; 211/41.2, 57.1, 74,
211/85.4, 106, 181.1, 131; 422/10

See application file for complete search history.

(56) **References Cited**

U.S. PATENT DOCUMENTS

681,936	A *	9/1901	Klouse	99/440
1,379,000	A *	5/1921	Dickie	211/74
1,404,348	A *	1/1922	Dincognito	220/6
1,530,175	A *	3/1925	Hatch, Jr.	220/6

2,442,709	A *	6/1948	Ramsdell	211/131.1
2,552,983	A *	5/1951	Lee	422/310
3,347,404	A *	10/1967	McIntyre	220/486
D288,053	S *	2/1987	Maza et al.	D7/704
5,195,424	A *	3/1993	Guajaca	99/418
D339,266	S *	9/1993	Lockett	D7/409
D494,017	S *	8/2004	Compagnucci	D7/601
D568,684	S *	5/2008	Tiemann	D7/409
D599,167	S *	9/2009	Tiemann	D7/409
2004/0187705	A1 *	9/2004	Mann	99/426

* cited by examiner

Primary Examiner — T. Chase Nelson

Assistant Examiner — Mark Cavanna

(74) *Attorney, Agent, or Firm* — Lowe Graham Jones PLLC

(57) **CLAIM**

I claim the ornamental design for the canning basket, as shown and described.

DESCRIPTION

FIG. 1 is a perspective view of a canning basket, showing my new design;


FIG. 2 is a top view of the canning basket;

FIG. 3 is a front view of the canning basket, the back view being a mirror image;

FIG. 4 is a left side view of the canning basket, the right side view being a mirror image; and,

FIG. 5 is a bottom view of the canning basket.

1 Claim, 3 Drawing Sheets






FIG.1




FIG. 2

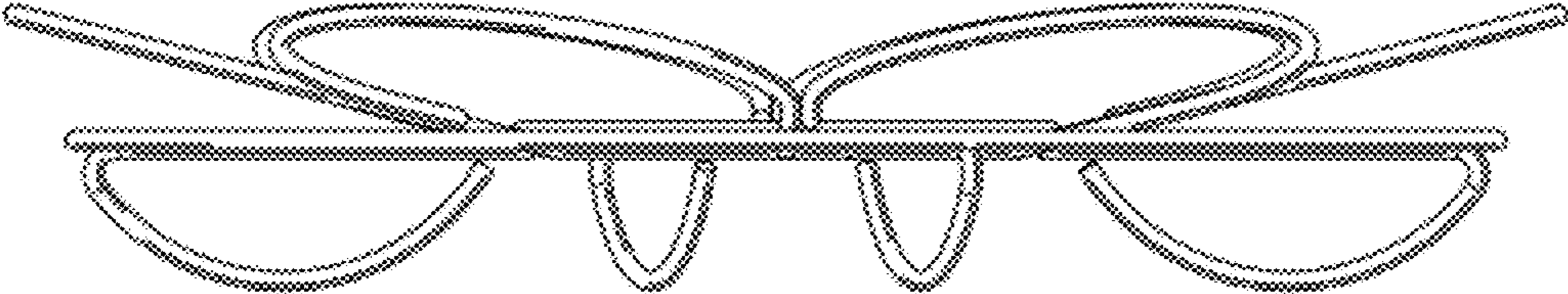


FIG. 3

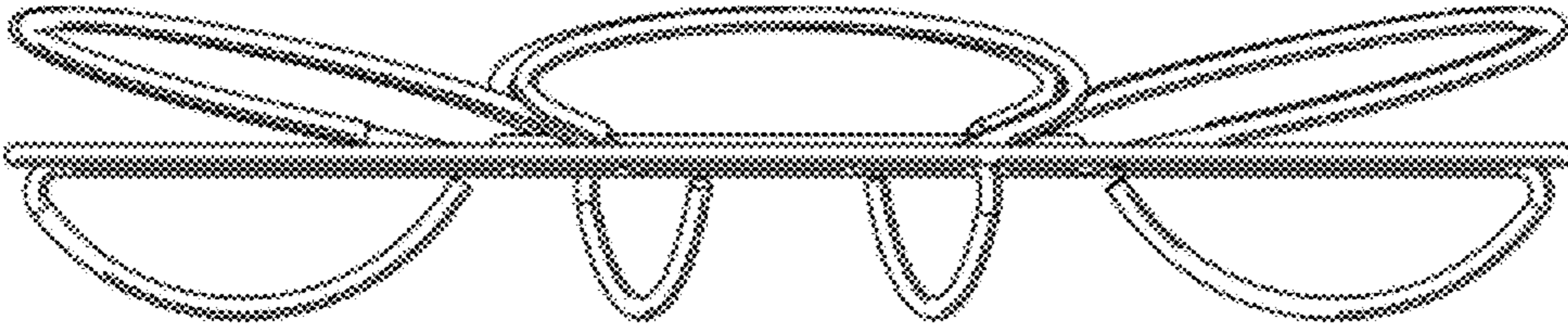


FIG. 4




FIG. 5