



US00D667265S

(12) **United States Design Patent**  
**George**

(10) **Patent No.:** **US D667,265 S**  
(45) **Date of Patent:** **\*\* Sep. 18, 2012**

- (54) **BEVERAGE CONTAINER**
- (75) Inventor: **Sarah Danger George**, Seattle, WA (US)
- (73) Assignee: **Pacific Market International, LLC**, Seattle, WA (US)
- (\*\*) Term: **14 Years**
- (21) Appl. No.: **29/363,316**
- (22) Filed: **Jun. 8, 2010**

D587,060 S	2/2009	Tong Chi Chung
D587,069 S	2/2009	Bodum
D592,909 S	5/2009	Alviar et al.
D598,712 S	8/2009	Alviar et al.
D599,168 S	9/2009	Alviar et al.
7,581,640 B2	9/2009	Lopez
D602,308 S	10/2009	Alviar et al.
D604,103 S *	11/2009	Alviar et al. .... D7/510
D609,970 S	2/2010	Richau et al.
D611,764 S *	3/2010	Wahl et al. .... D7/507
D615,359 S *	5/2010	George .... D7/510
D623,017 S *	9/2010	George .... D7/510
D632,525 S *	2/2011	George .... D7/523

**Related U.S. Application Data**

- (62) Division of application No. 29/333,186, filed on Mar. 4, 2009, now Pat. No. Des. 623,017.
- (51) **LOC (9) Cl.** ..... **07-99**
- (52) **U.S. Cl.** ..... **D7/396.2; D7/523**
- (58) **Field of Classification Search** ..... D7/510, D7/511, 507, 523, 396.2, 396.6; 206/459.1; 220/288, 703, 592.16; 215/13.1; D9/538  
See application file for complete search history.

**References Cited**

**U.S. PATENT DOCUMENTS**

D67,869 S	7/1925	Boswell	
1,832,806 A	11/1931	Dawson	
D120,587 S	5/1940	Hinkins	
D231,068 S	4/1974	Douglas	
D453,446 S	2/2002	Bodum	
D458,081 S	6/2002	Bodum	
D564,841 S	3/2008	Clemens et al.	
D569,181 S	5/2008	Homma	
D572,975 S	7/2008	Germany	
D573,404 S	7/2008	Wahl	
D579,720 S *	11/2008	Rohe	..... D7/510
D586,182 S	2/2009	Trombly	

**OTHER PUBLICATIONS**

U.S. Appl. No. 29/335,453, filed Apr. 16, 2009, George.

\* cited by examiner

*Primary Examiner* — Marianne Pandozzi

(74) *Attorney, Agent, or Firm* — Davis Wright Tremaine LLP; George C. Rondeau, Jr.

**CLAIM**

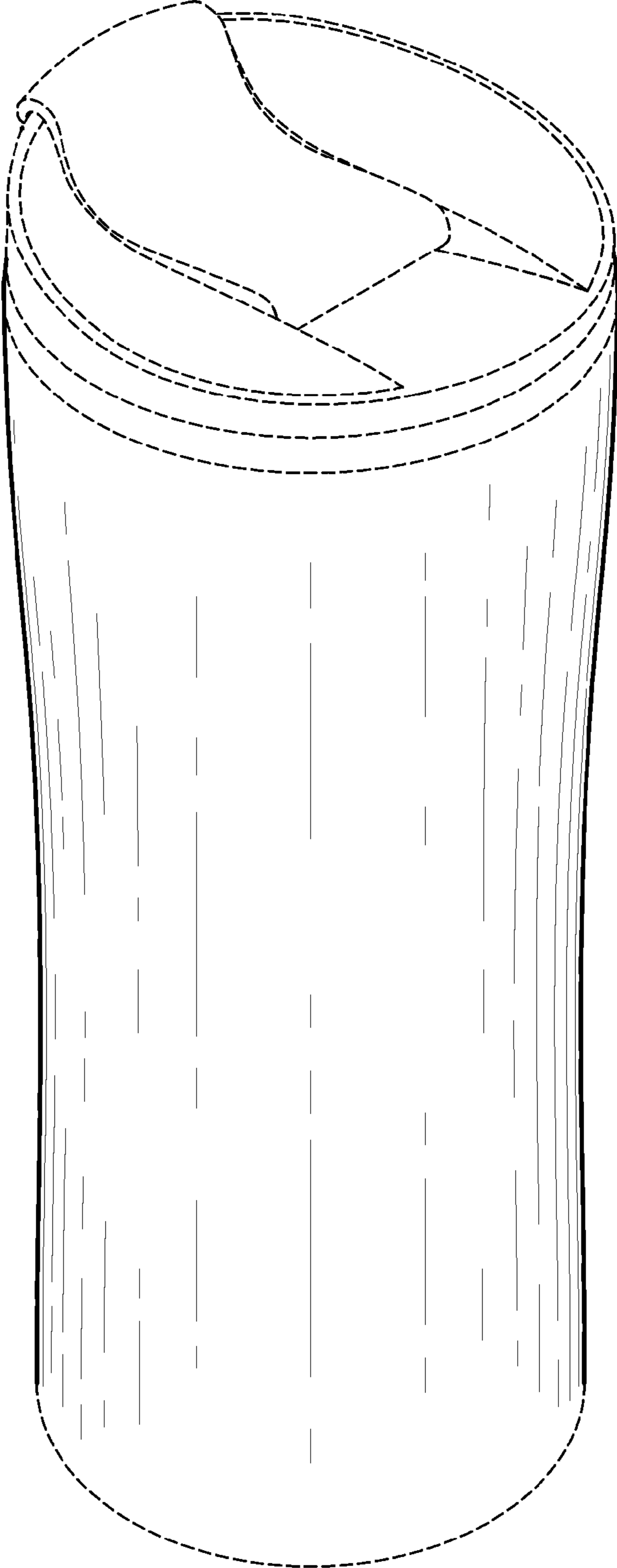
(57) The ornamental design for a beverage container, as shown and described.

**DESCRIPTION**

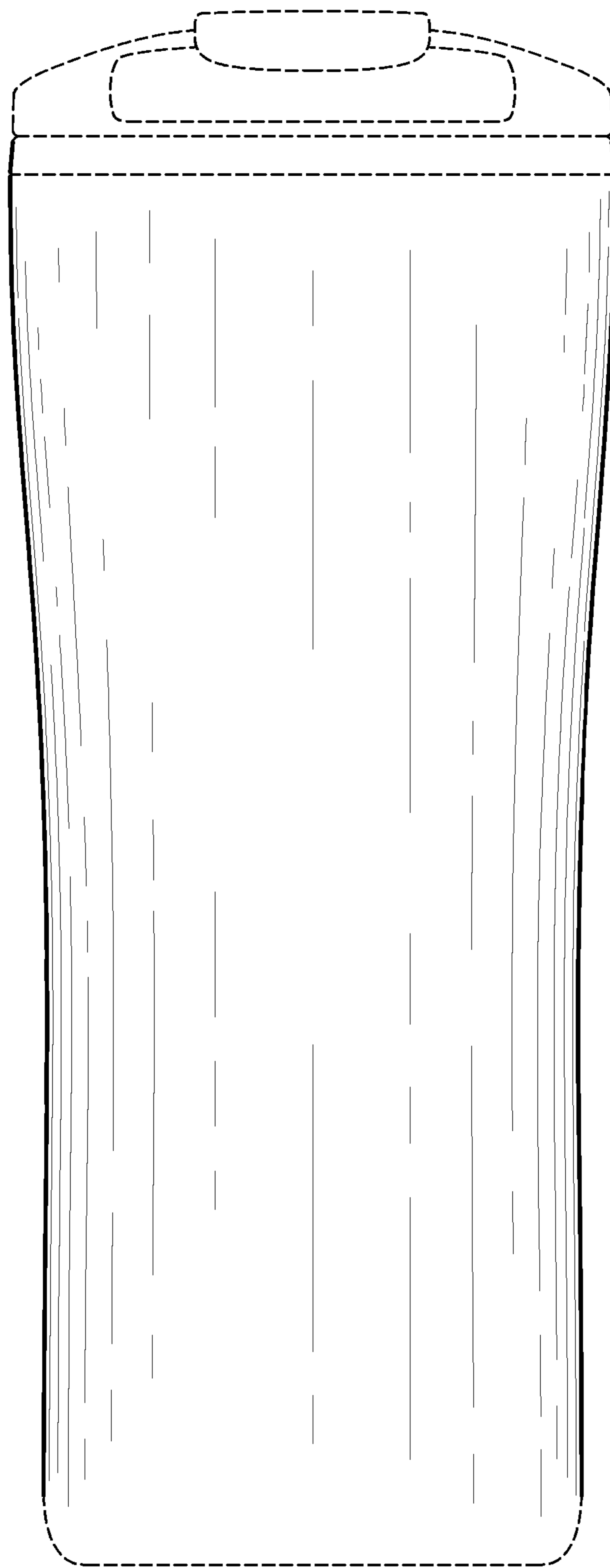
FIG. 1 is a top rear perspective view of a beverage container showing my new design.  
 FIG. 2 is a front elevational view thereof.  
 FIG. 3 is a rear elevational view thereof.  
 FIG. 4 is a left side elevational view thereof, the right side elevational view being a mirror image thereof.  
 FIG. 5 is a top plan view thereof; and,  
 FIG. 6 is a bottom plan view thereof.  
 The broken lines represent portions of the beverage container that form no part of the claim.

**1 Claim, 5 Drawing Sheets**






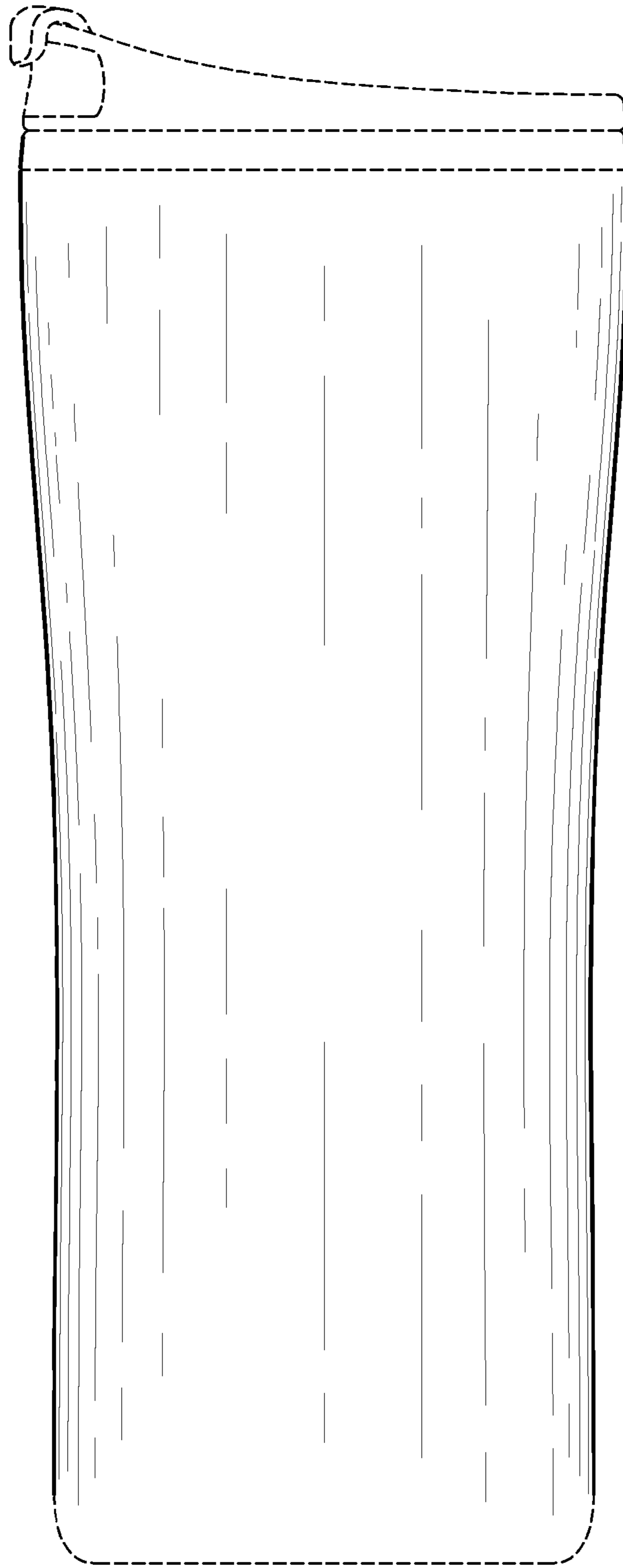
*Fig. 1*



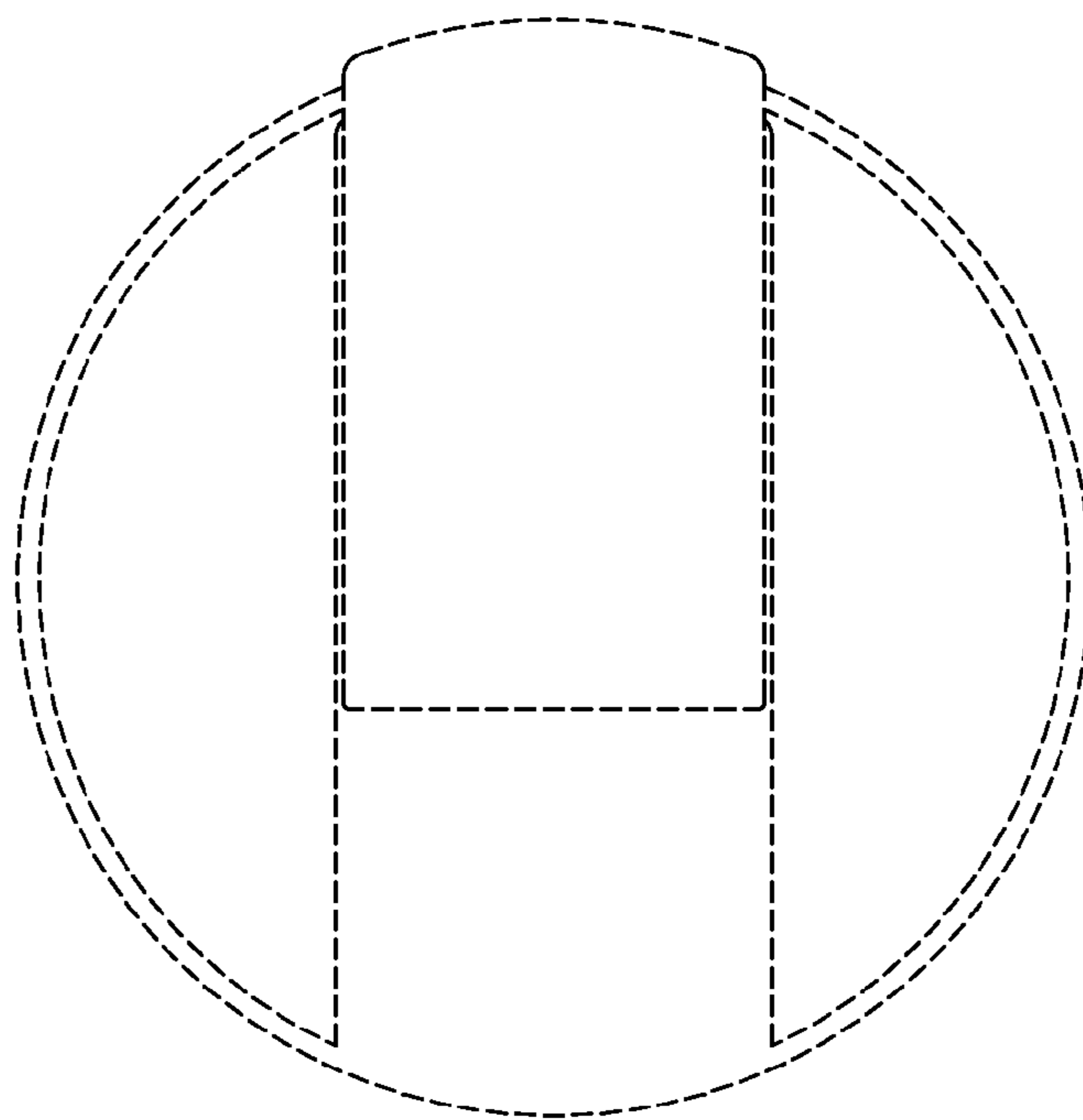
*Fig. 2*



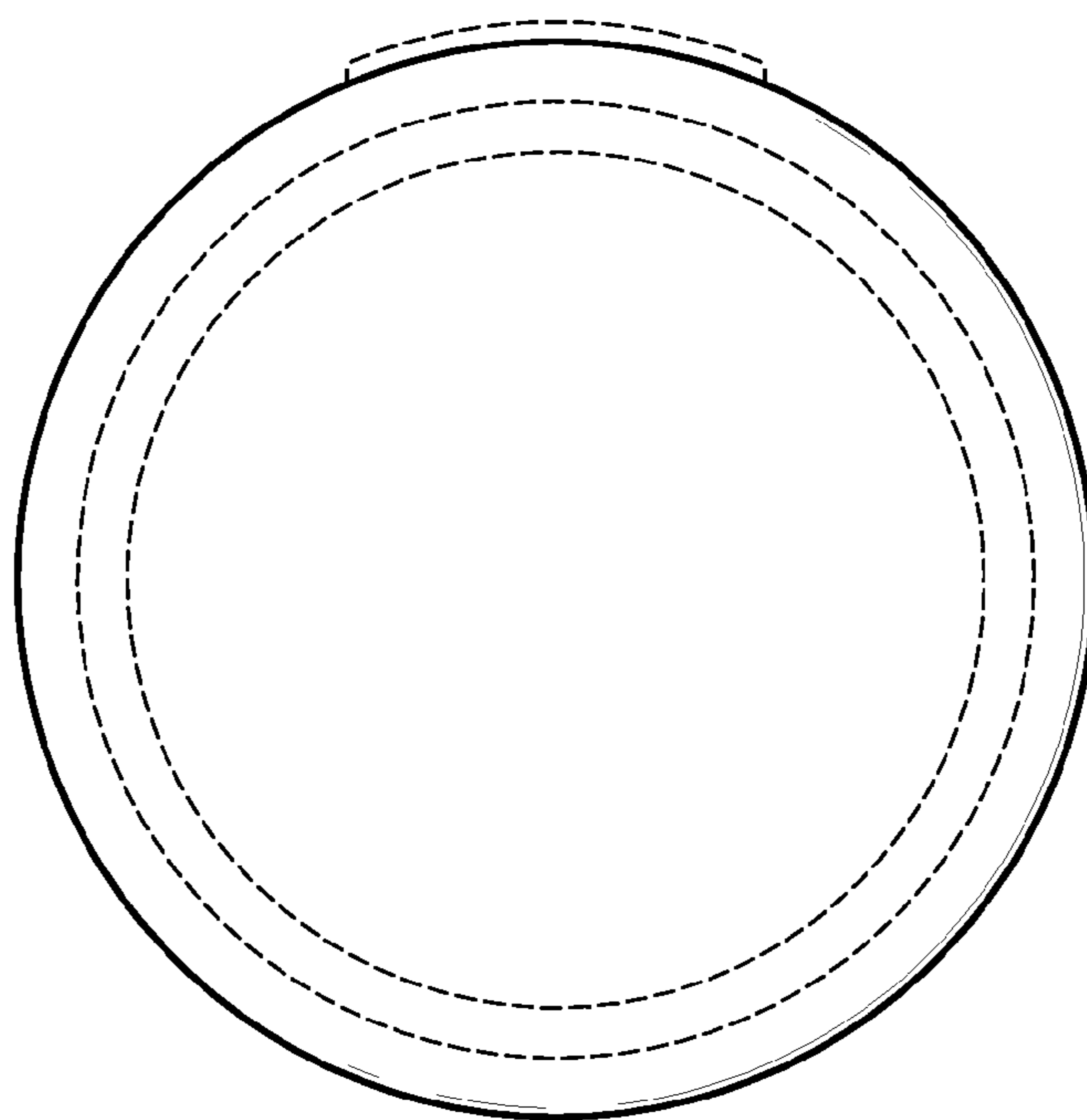
*Fig. 3*



*Fig. 4*



*Fig. 5*



*Fig. 6*