



US00D667224S

(12) **United States Design Patent**
Franco

(10) **Patent No.:** **US D667,224 S**

(45) **Date of Patent:** **** Sep. 18, 2012**

(54) **LENTICULAR PANEL**

(76) Inventor: **Abraham Franco**, Miami Beach, FL
(US)

(**) Term: **14 Years**

(21) Appl. No.: **29/404,144**

(22) Filed: **Oct. 17, 2011**

(51) **LOC (9) Cl.** **05-05**

(52) **U.S. Cl.** **D5/8**

(58) **Field of Classification Search** D5/4, 16,
D5/32, 37, 56, 59, 61, 63, 64, 99, 7, 8; D6/582,
D6/588, 608, 613, 617; D19/1, 5, 8; D24/124-126;
52/660; 66/169 R; 112/401, 416, 439; 428/32,
428/37, 39, 66.5, 79, 85, 151, 153, 187, 190,
428/221, 542.6, 904; 139/383 R

See application file for complete search history.

(56) **References Cited**

U.S. PATENT DOCUMENTS

D69,054 S *	12/1925	Press	D5/19
D112,824 S *	1/1939	Doft	D5/27
D125,358 S *	2/1941	Uziel	D5/16
2,931,046 A *	4/1960	Klein	2/195.6
3,455,575 A *	7/1969	Seidman	283/102
4,000,342 A *	12/1976	Rochelle et al.	428/88
4,033,059 A *	7/1977	Hutton et al.	283/91

D279,446 S *	7/1985	Unger	D7/396.5
4,686,713 A *	8/1987	Coleman et al.	2/12
D300,196 S *	3/1989	Mattson et al.	D7/396.5
D308,927 S *	7/1990	Capella	D7/396.5
D327,612 S *	7/1992	Pierce	D7/396.5
5,691,023 A *	11/1997	Keller	428/43
D434,654 S *	12/2000	McCool	D9/432
D452,949 S *	1/2002	Wang	D6/509
D517,287 S *	3/2006	Burmester	D2/893
7,304,802 B2 *	12/2007	Raymond	359/619
D630,858 S *	1/2011	Kim	D5/27
D650,864 S *	12/2011	Mallory	D20/33

* cited by examiner

Primary Examiner — Karen S Acker

(74) *Attorney, Agent, or Firm* — Malloy & Malloy, P.L.

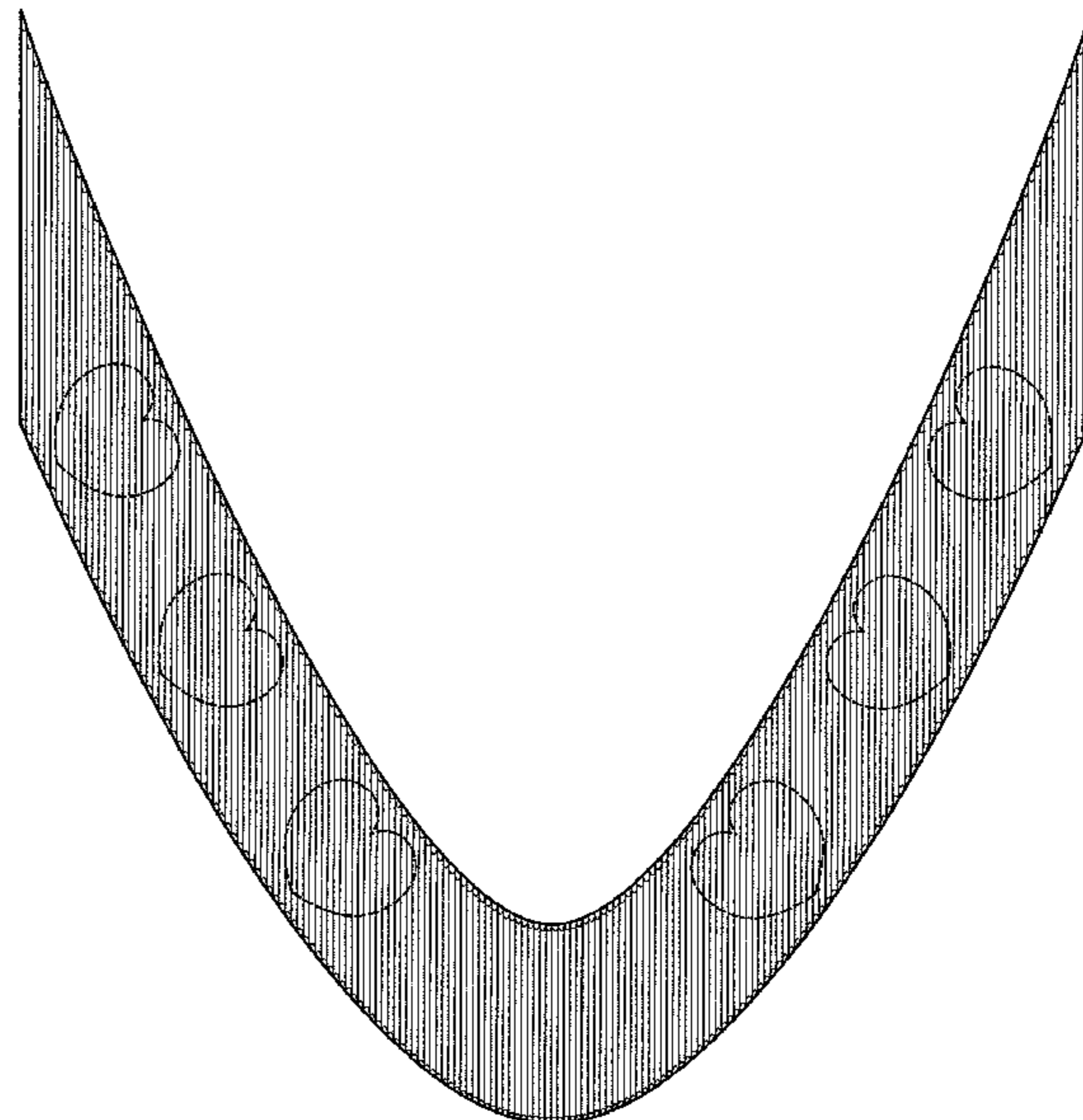
(57) **CLAIM**

The ornamental design for a lenticular panel, as shown and described.

DESCRIPTION

FIG. 1 is a top left side perspective view of the first image of a lenticular panel according to my new design;
FIG. 2 is a top right side perspective view thereof;
FIG. 3 is a top plan view of the second image thereof;
FIG. 4 is a left side view thereof;
FIG. 5 is a rear view thereof;
FIG. 6 is a right side view thereof;
FIG. 7 is a front view thereof; and,
FIG. 8 is a bottom view thereof.

1 Claim, 6 Drawing Sheets



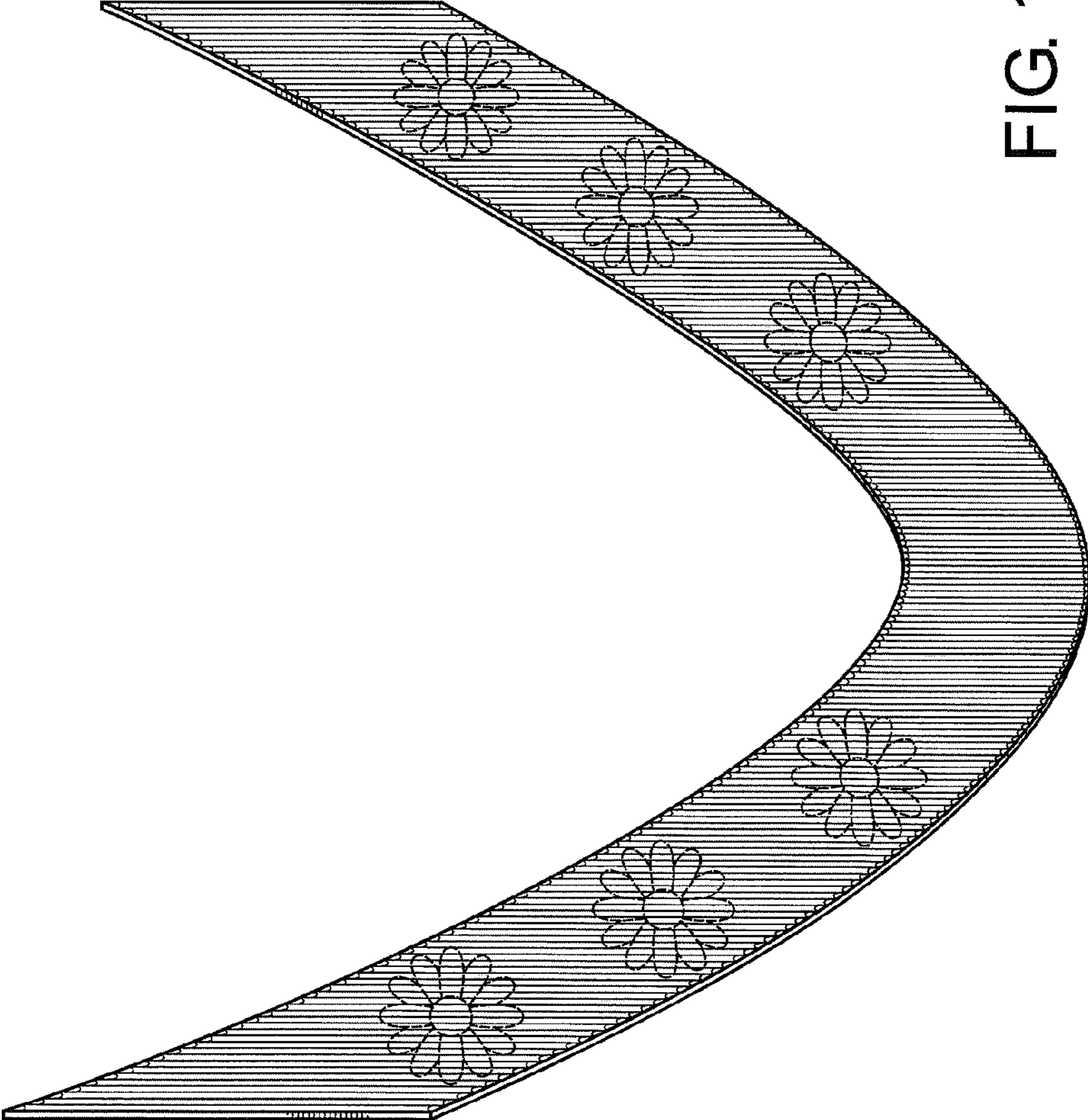


FIG. 1

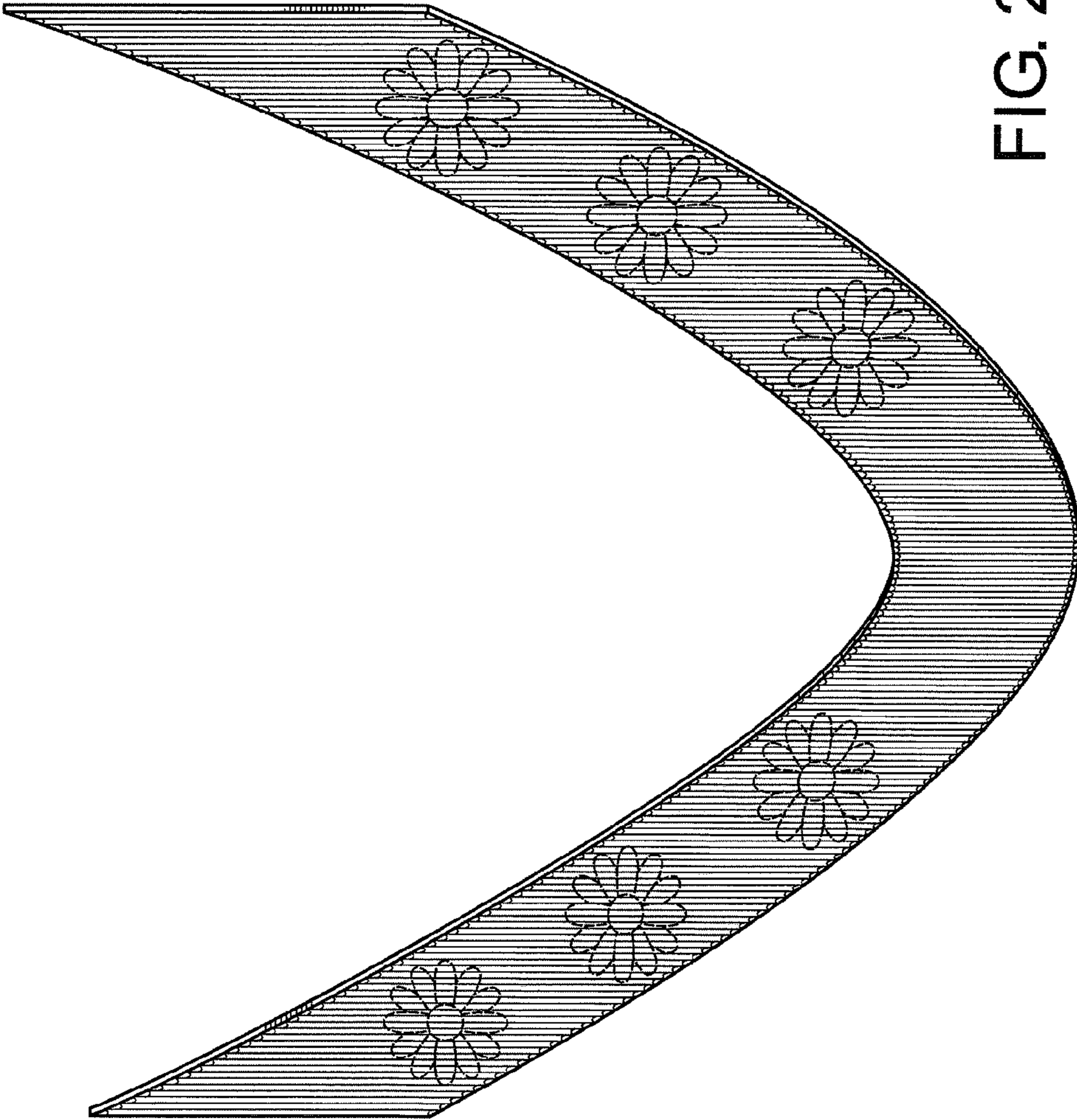


FIG. 2

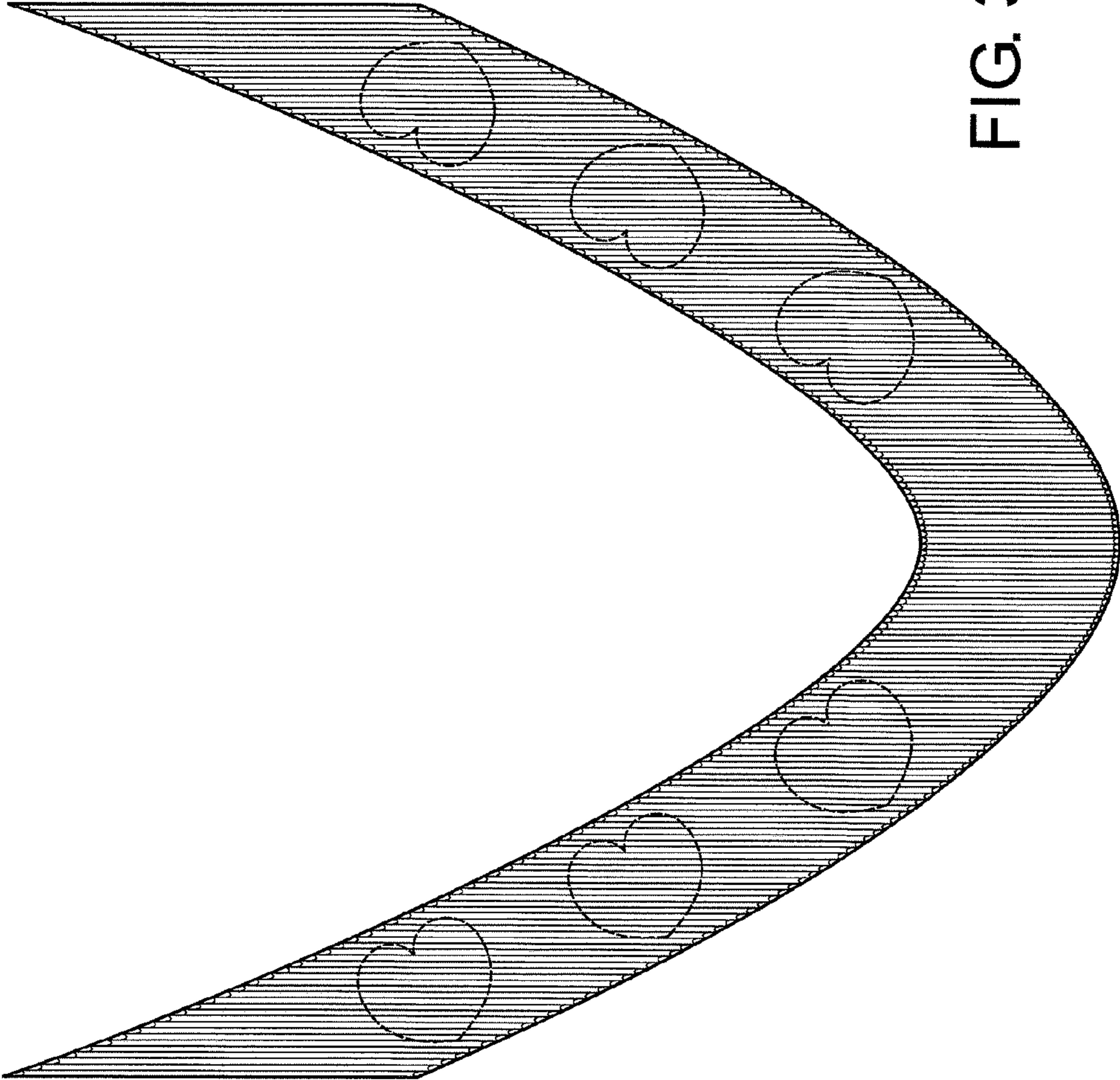


FIG. 3

FIG. 6




FIG. 4

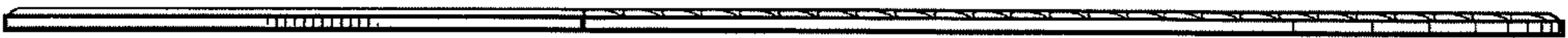




FIG. 5



FIG. 7

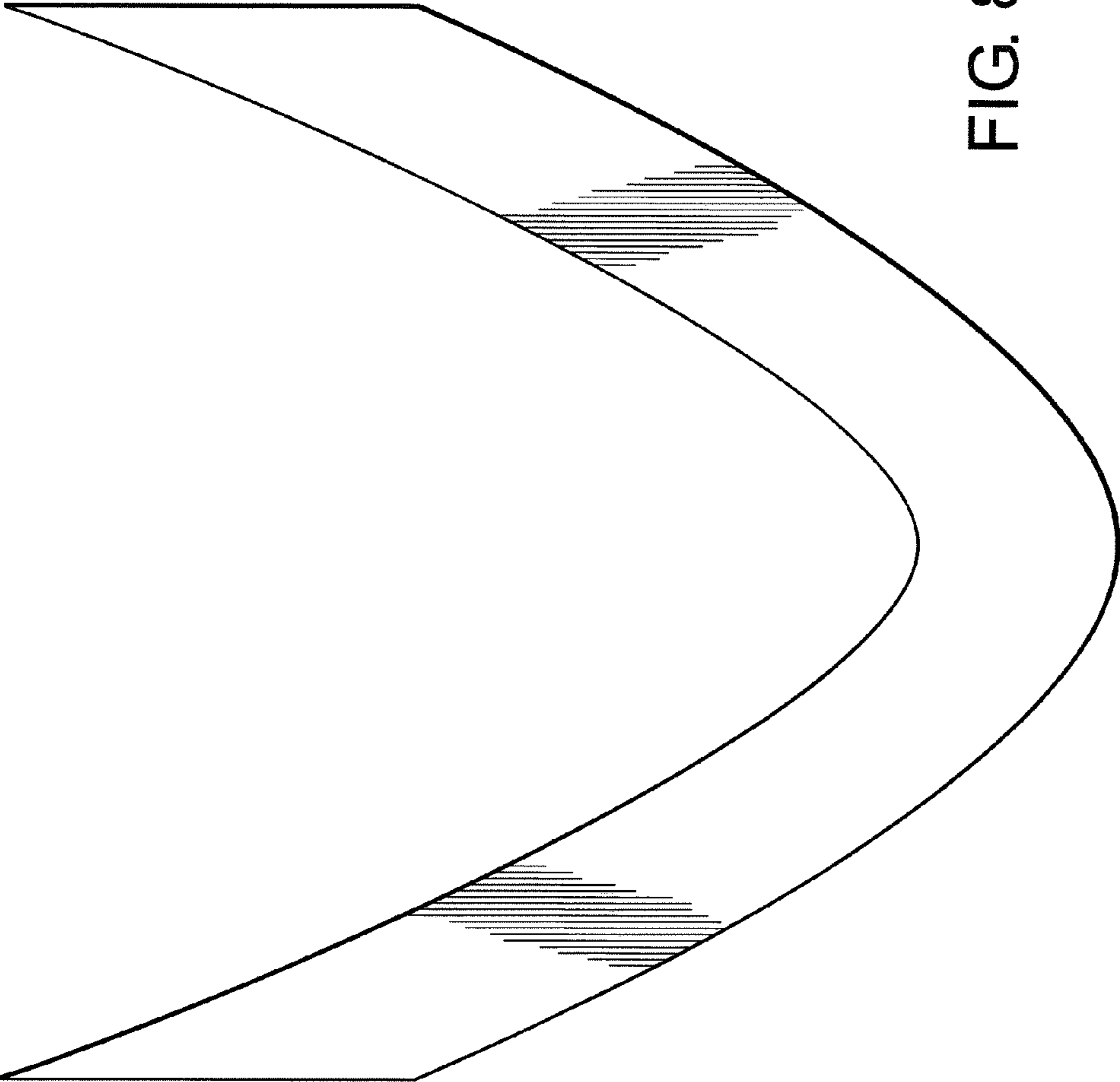


FIG. 8