

US00D667223S

(12) **United States Design Patent**  
**Ding et al.**

(10) **Patent No.:** **US D667,223 S**  
(45) **Date of Patent:** **\*\* Sep. 18, 2012**

(54) **TOOTHBRUSH**

(75) Inventors: **Xiang Ji Ding**, YangZhou (CN); **Yu Liu**, Wuxi (CN); **Wen Jin Xi**, Shanghai (CN); **Al Sprosta**, Maplewood, NJ (US); **Kenneth Waguespack**, North Brunswick, NJ (US)

(73) Assignee: **Colgate-Palmolive Company**, New York, NY (US)

(\*\*) Term: **14 Years**

(21) Appl. No.: **29/390,963**

(22) Filed: **May 2, 2011**

(51) **LOC (9) Cl.** ..... **04-02**

(52) **U.S. Cl.** ..... **D4/108**

(58) **Field of Classification Search** ..... D4/101, D4/104-112; D24/146, 147, 152, 154; 15/143.1, 15/167.1, 167.2; 132/308-311; 601/139, 601/141, 142; 606/161

See application file for complete search history.

(56) **References Cited**

**U.S. PATENT DOCUMENTS**

5,628,082	A	5/1997	Moskovich
D403,509	S	1/1999	Vonarburg
D415,352	S	10/1999	Beals et al.
D419,773	S	2/2000	Beals et al.
D427,437	S	7/2000	Vonarburg
D429,566	S	8/2000	Yoshimoto et al.
D438,012	S	2/2001	Cheong et al.
D458,453	S	6/2002	Baertschi
D465,927	S	11/2002	Saindon et al.
D466,303	S	12/2002	Saindon et al.
D466,694	S	12/2002	Saindon et al.
D469,958	S	2/2003	Saindon et al.
D470,312	S	2/2003	Saindon et al.
D478,424	S	8/2003	Saindon et al.
D480,214	S	10/2003	Kling et al.
D480,562	S	10/2003	Saindon et al.
D485,989	S	2/2004	Winkler et al.
D488,621	S	4/2004	Wong
D494,370	S	8/2004	Wong

D498,926	S	11/2004	Wong
D502,603	S	3/2005	Seifert et al.
D506,873	S	7/2005	Kling
D507,114	S	7/2005	Seifert et al.
D526,789	S	8/2006	Wong
D527,526	S	9/2006	Kling et al.
D527,906	S	9/2006	Kling et al.
D527,907	S	9/2006	Kling et al.
D531,412	S	11/2006	Wong
D531,414	S	11/2006	Wong
D533,351	S	12/2006	Wong
D549,965	S	9/2007	Wong
D557,014	S	12/2007	Wong

(Continued)

**FOREIGN PATENT DOCUMENTS**

EM 000065677-0001 1/2004

(Continued)

*Primary Examiner* — Cathron Brooks

*Assistant Examiner* — Lavone D Tabor

(74) *Attorney, Agent, or Firm* — Amy M. Fernandez

(57) **CLAIM**

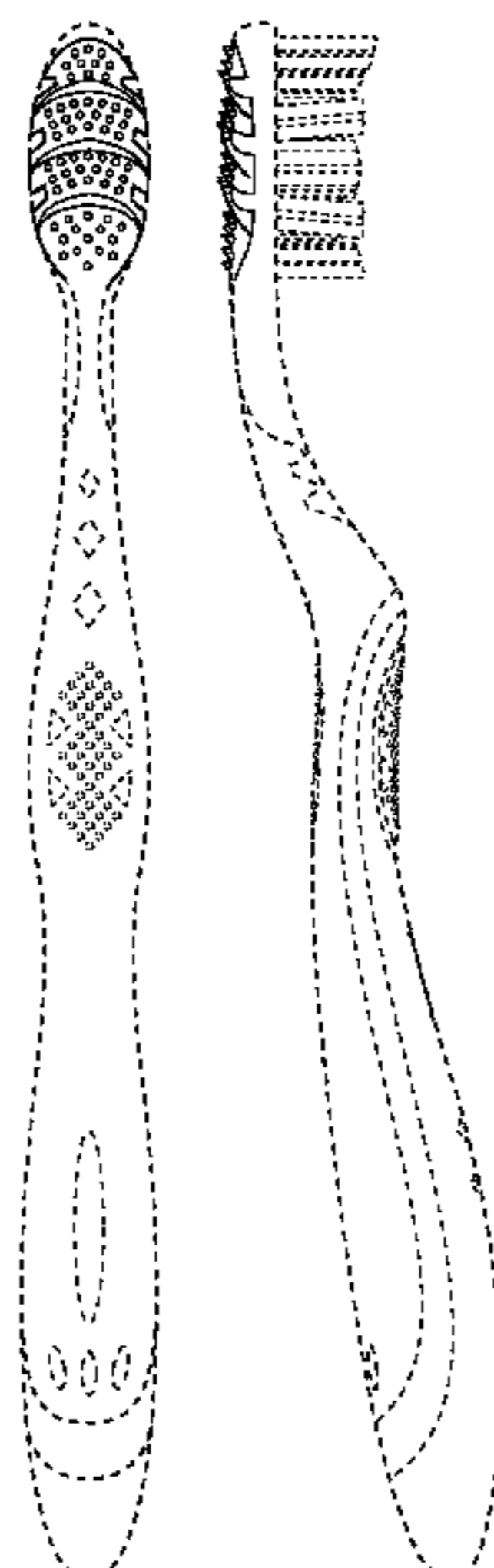
The ornamental design for a toothbrush, as shown and described.

**DESCRIPTION**

FIG. 1 is a right front perspective view of a head portion of a toothbrush according to the new design; FIG. 2 is a left front perspective view thereof; FIG. 3 is a right rear perspective view thereof; FIG. 4 is a left rear perspective view thereof; FIG. 5 is a front view thereof; FIG. 6 is a rear view thereof; FIG. 7 is a left side view thereof; FIG. 8 is a right side view thereof; FIG. 9 is a top view thereof; and, FIG. 10 is a bottom view thereof.

The broken lines showing the remainder of the toothbrush head and the toothbrush handle are for environmental purposes only form no part of the claimed design.

**1 Claim, 5 Drawing Sheets**



# US D667,223 S

Page 2

## U.S. PATENT DOCUMENTS

D557,503 S 12/2007 Wong  
D559,546 S 1/2008 Wong  
D575,064 S 8/2008 Wong  
D582,162 S \* 12/2008 Moskovich ..... D4/108  
D582,682 S 12/2008 Kling et al.  
D612,613 S 3/2010 Pusch et al.  
D614,868 S 5/2010 Goldman et al.  
D615,761 S 5/2010 Wong  
D628,389 S \* 12/2010 Ravindran et al. .... D4/108  
D628,808 S \* 12/2010 Xi et al. .... D4/108  
D632,484 S \* 2/2011 Jimenez et al. .... D4/108  
2008/0201884 A1 \* 8/2008 Vazquez et al. .... 15/167.1

## FOREIGN PATENT DOCUMENTS

EM 000624093-0022 1/2004  
EM 000079975-0001 2/2004  
EM 000139423-0001 6/2004  
EM 000139423-0002 6/2004  
EM 000139423-0003 6/2004

EM 000174701-0001 7/2004  
EM 000206065-0009 10/2004  
EM 000206065-0010 10/2004  
EM 000255559-0011 2/2005  
EM 000458443-0002 2/2006  
EM 000508023-0002 10/2006  
EM 000508023-0006 10/2006  
EM 000508023-0009 10/2006  
EM 000605480-0002 11/2006  
EM 000624093-0005 1/2007  
EM 001091284-0010 5/2009  
EM 001091284-0012 5/2009  
EM 001751207-0001 10/2010  
GB D2053386 2/1997  
GB D2062120 3/1997  
GB D3023615 2/2006  
GB D4008227 8/2008  
GB D4016552 8/2010  
TW D127550 S \* 3/2009

\* cited by examiner




FIG. 1




FIG. 2

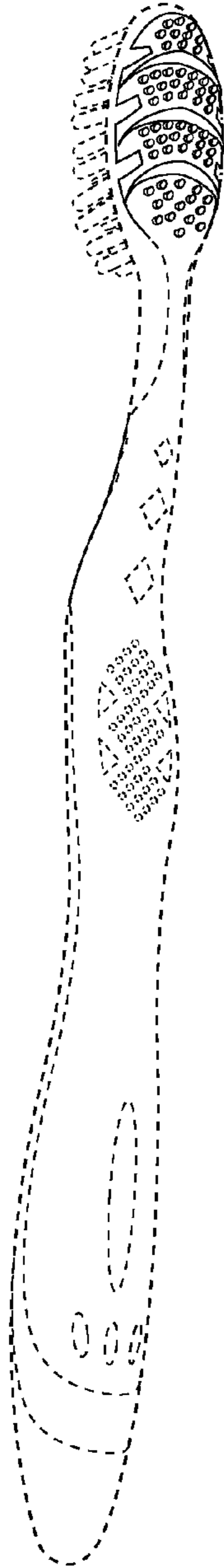


FIG. 3

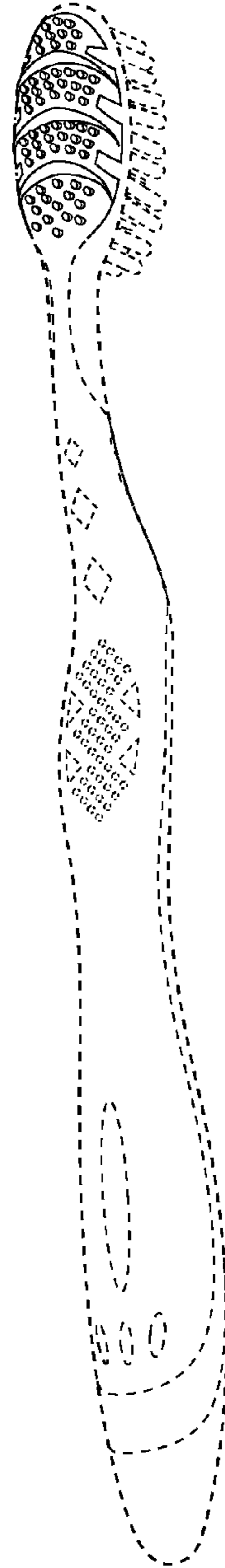


FIG. 4




FIG. 5




FIG. 6

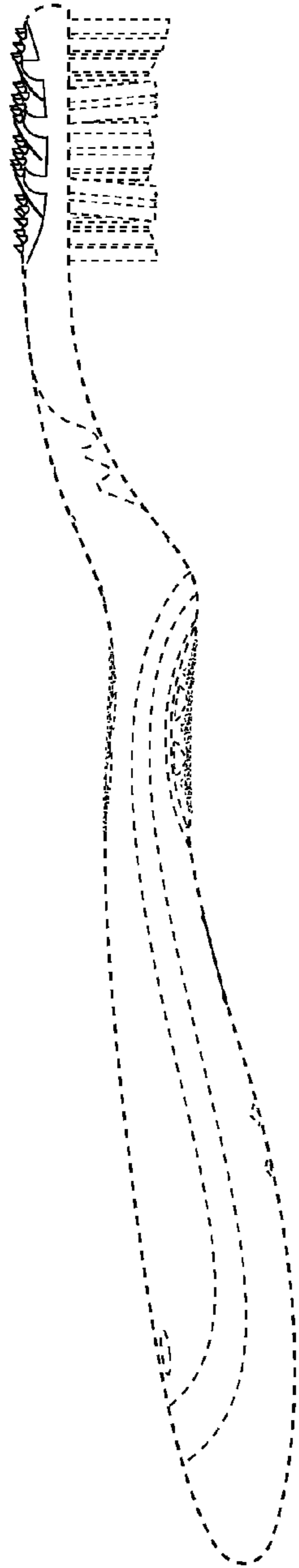


FIG. 7

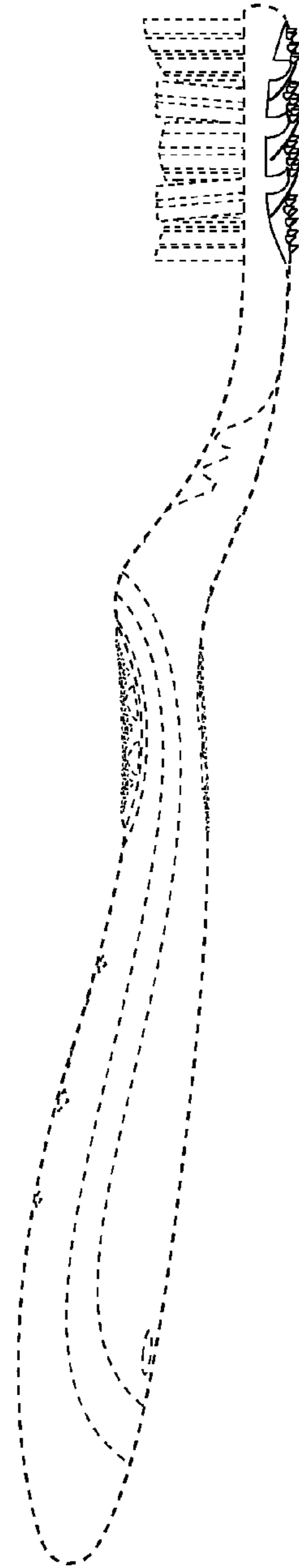


FIG. 8






FIG. 9



FIG. 10