

US00D667222S

(12) **United States Design Patent**
Sanchez

(10) **Patent No.:** **US D667,222 S**

(45) **Date of Patent:** **** Sep. 18, 2012**

(54) **LUGGAGE SLEEVE WITH TOP**

(76) **Inventor:** **Gregory Joseph Sanchez**, Chandler, AZ
(US)

(**) **Term:** **14 Years**

(21) **Appl. No.:** **29/388,034**

(22) **Filed:** **Mar. 23, 2011**

(51) **LOC (9) Cl.** **03-01**

(52) **U.S. Cl.** **D3/318**

(58) **Field of Classification Search** D3/318,
D3/279, 284; 190/26, 101-102; D20/27
See application file for complete search history.

(56) **References Cited**

U.S. PATENT DOCUMENTS

3,729,038	A	4/1973	Ekesson	
D384,499	S	10/1997	Gaestel	
D456,455	S	4/2002	Cleveland	
D458,451	S *	6/2002	Lusk et al. D3/318
7,441,641	B2	10/2008	Beakey	
7,458,452	B2	12/2008	Beakey	
D612,669	S	3/2010	Sanchez et al.	
D612,670	S	3/2010	Sanchez et al.	
D612,671	S	3/2010	Sanchez et al.	
D613,109	S	4/2010	Sanchez et al.	
D618,498	S	6/2010	Sanchez et al.	

D641,167	S *	7/2011	Sanchez	D3/318
D641,168	S *	7/2011	Sanchez	D3/318
2007/0193667	A1 *	8/2007	Beakey	150/154

* cited by examiner


Primary Examiner — Sheryl Lane
(74) *Attorney, Agent, or Firm* — The von Hellens Law Firm, Ltd.

(57) **CLAIM**
The ornamental design for a luggage sleeve with top, as shown and described.

DESCRIPTION

FIG. 1 is an isometric view from the front, left and top of a luggage sleeve with top showing my new design; the broken lines depicting the indicia and luggage form no part of my design;
FIG. 2 is an isometric view of the front, left and top thereof;
FIG. 3 is a front view thereof, the rear view being a mirror image thereof;
FIG. 4 is a left side view thereof;
FIG. 5 is a right side view thereof;
FIG. 6 is a bottom view thereof; and,
FIG. 7 is a top view thereof.
The broken lines in the drawings representing the luggage are included for the purpose of showing environment and form no part of the claimed design. The broken lines representing insignia on the sleeve are included for the purpose of showing portions of the article and form no part of the claimed design.

1 Claim, 1 Drawing Sheet






Fig. 1

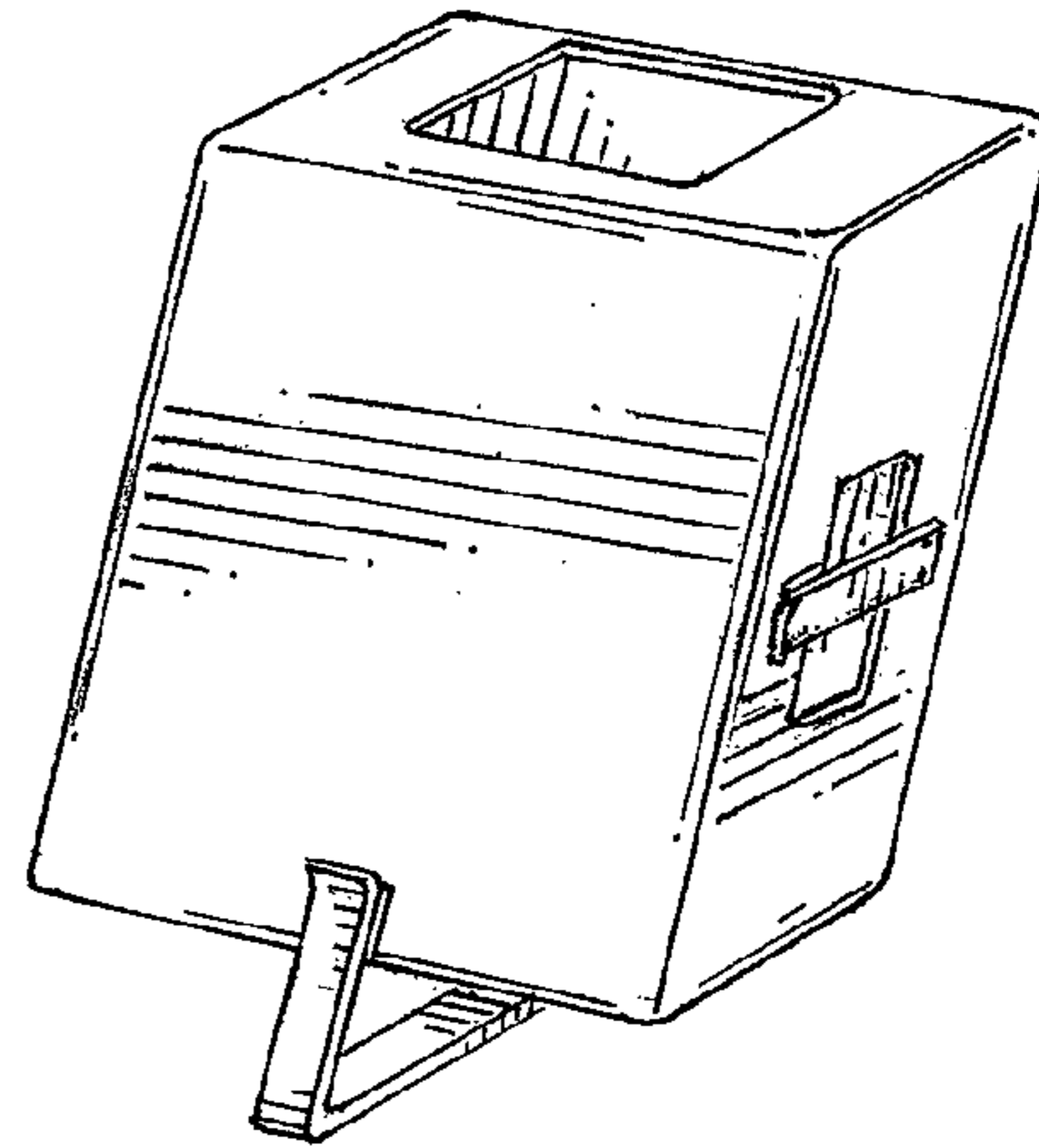


Fig. 2




Fig. 5

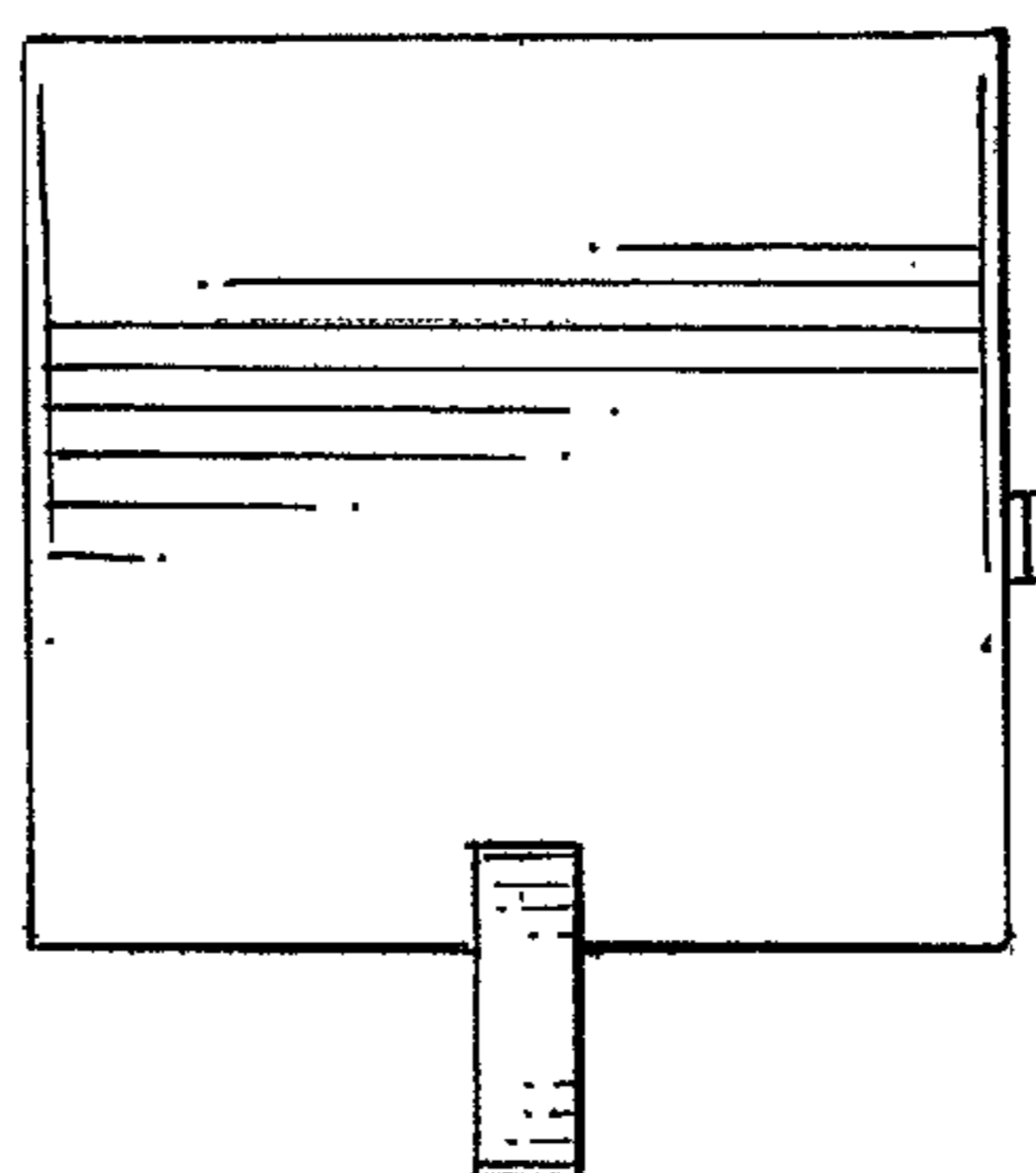


Fig. 3

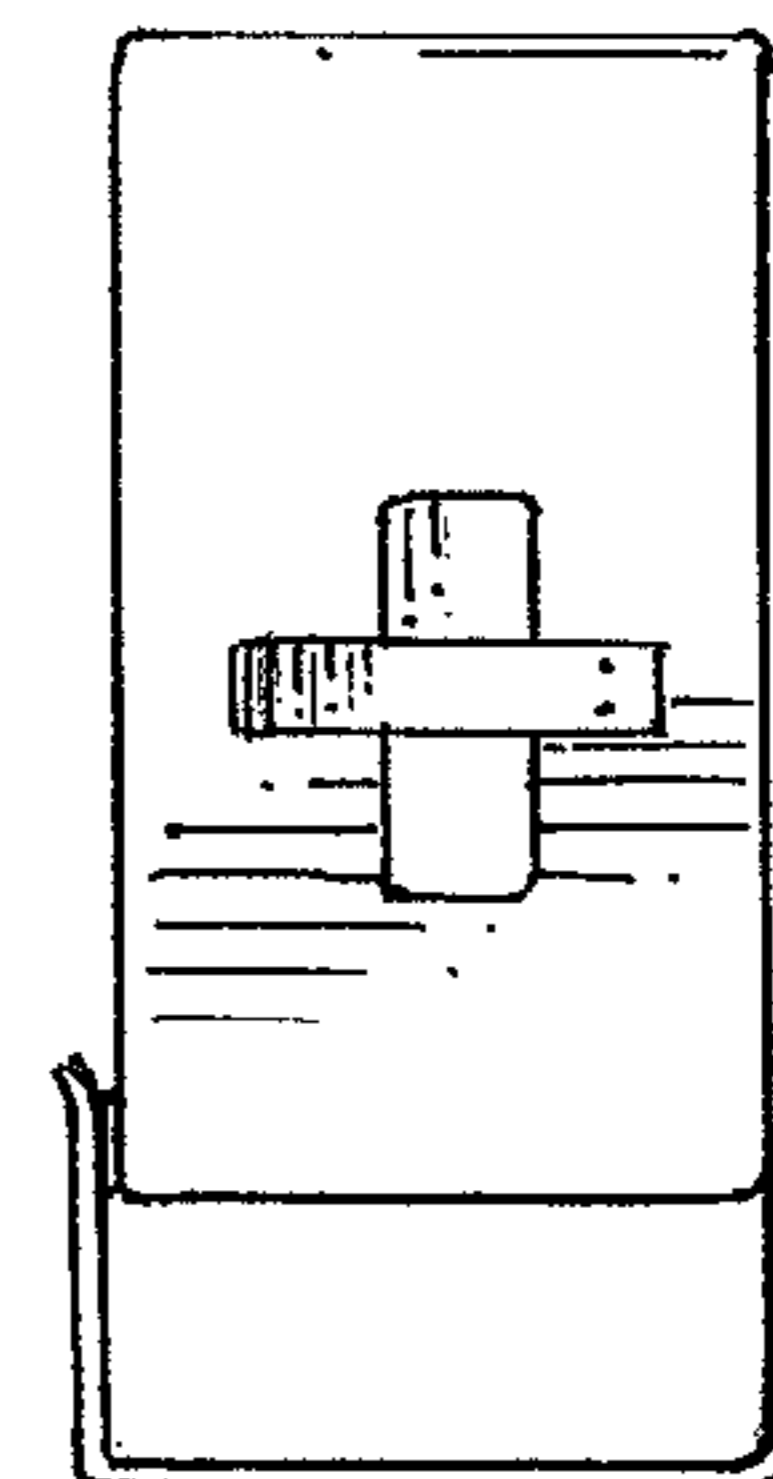


Fig. 4

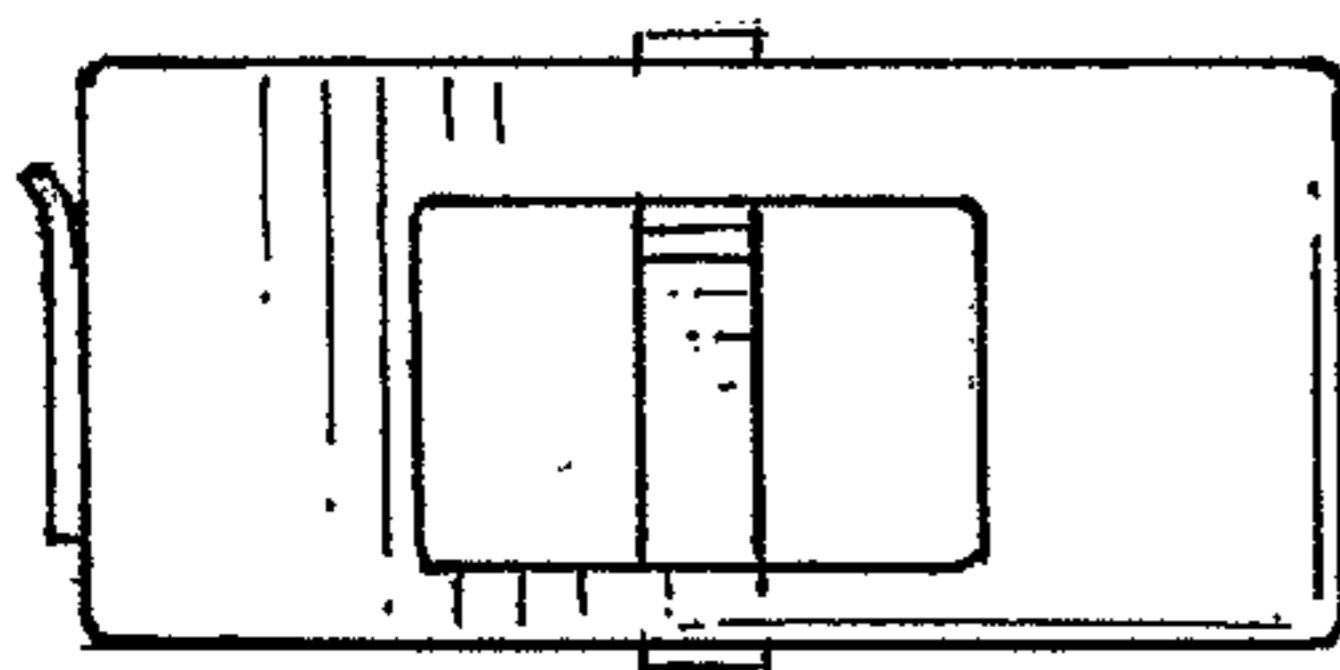


Fig. 7

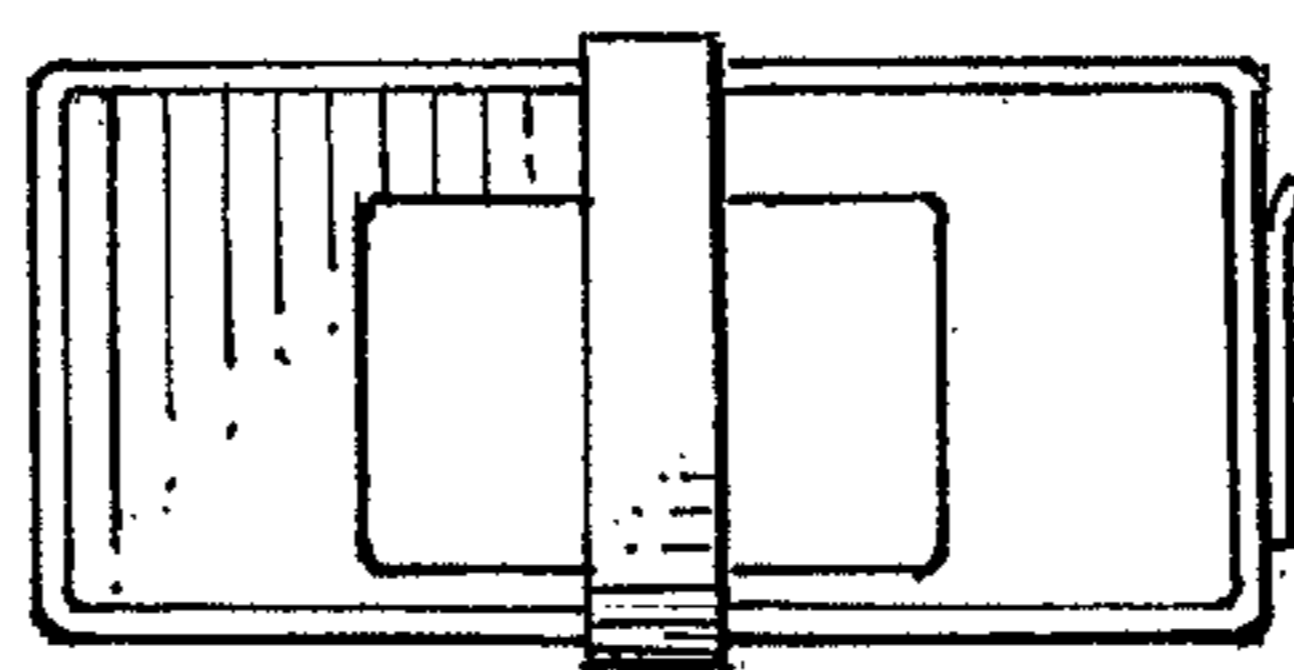


Fig. 6