

US00D667216S

(12) **United States Design Patent**
Clifton, Jr. et al.

(10) **Patent No.:** **US D667,216 S**
(45) **Date of Patent:** **** Sep. 18, 2012**

(54) **EXPANDABLE HOLSTER AND EXPANDABLE BELT LOOP**

(75) Inventors: **Norman E. Clifton, Jr.**, Jacksonville, FL (US); **Matthew E. McKendrick**, Jacksonville, FL (US)

(73) Assignee: **Prezine, LLC**, Jacksonville, FL (US)

(**) Term: **14 Years**

(21) Appl. No.: **29/408,332**

(22) Filed: **Dec. 9, 2011**

(51) **LOC (9) Cl.** **03-01**

(52) **U.S. Cl.** **D3/218**

(58) **Field of Classification Search** D3/218,
D3/201, 226, 228, 269, 272-273, 299; 206/305,
206/320; D14/250, 138; 379/428, 455, 446;
224/240-241, 268-271, 197, 930, 904, 245,
224/682-683; 455/575.1-575.8

See application file for complete search history.

(56) **References Cited**

U.S. PATENT DOCUMENTS

| | | | |
|--------------|--------|----------------------|--------|
| D515,310 S * | 2/2006 | Liu et al. | D3/218 |
| D543,022 S * | 5/2007 | Alon et al. | D3/218 |
| D549,449 S * | 8/2007 | Malhotra et al. | D3/218 |
| D609,462 S * | 2/2010 | Bullen | D3/218 |

* cited by examiner

Primary Examiner — Catheri Oliver

(74) *Attorney, Agent, or Firm* — Arthur G. Yeager

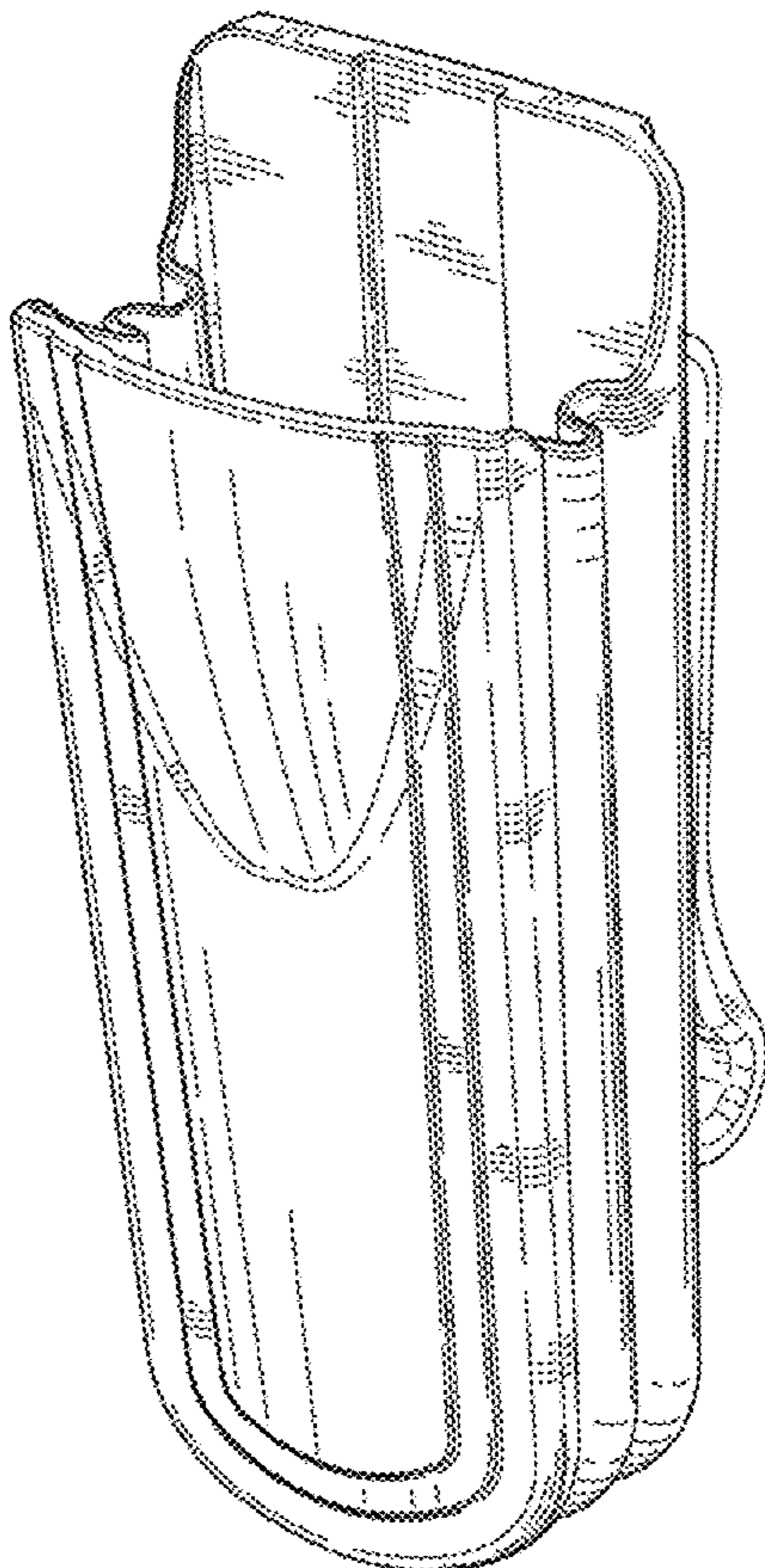
(57) **CLAIM**

The ornamental design for an expandable holster and expandable belt loop, as shown and described.

DESCRIPTION

FIG. 1 is a front, top perspective view of the expandable holster and expandable belt loop according to our design; FIG. 2 is a front elevational view thereof; FIG. 3 is a rear elevational view thereof; FIG. 4 is a right side elevational view thereof; FIG. 5 is a left side elevational view thereof; FIG. 6 is a top plan view thereof; and, FIG. 7 is a bottom plan view thereof. The expandable belt loop accommodates various belt widths as well as belt thicknesses and is integrally formed with the expandable holster which expands for various sized items to be received therein.

1 Claim, 5 Drawing Sheets



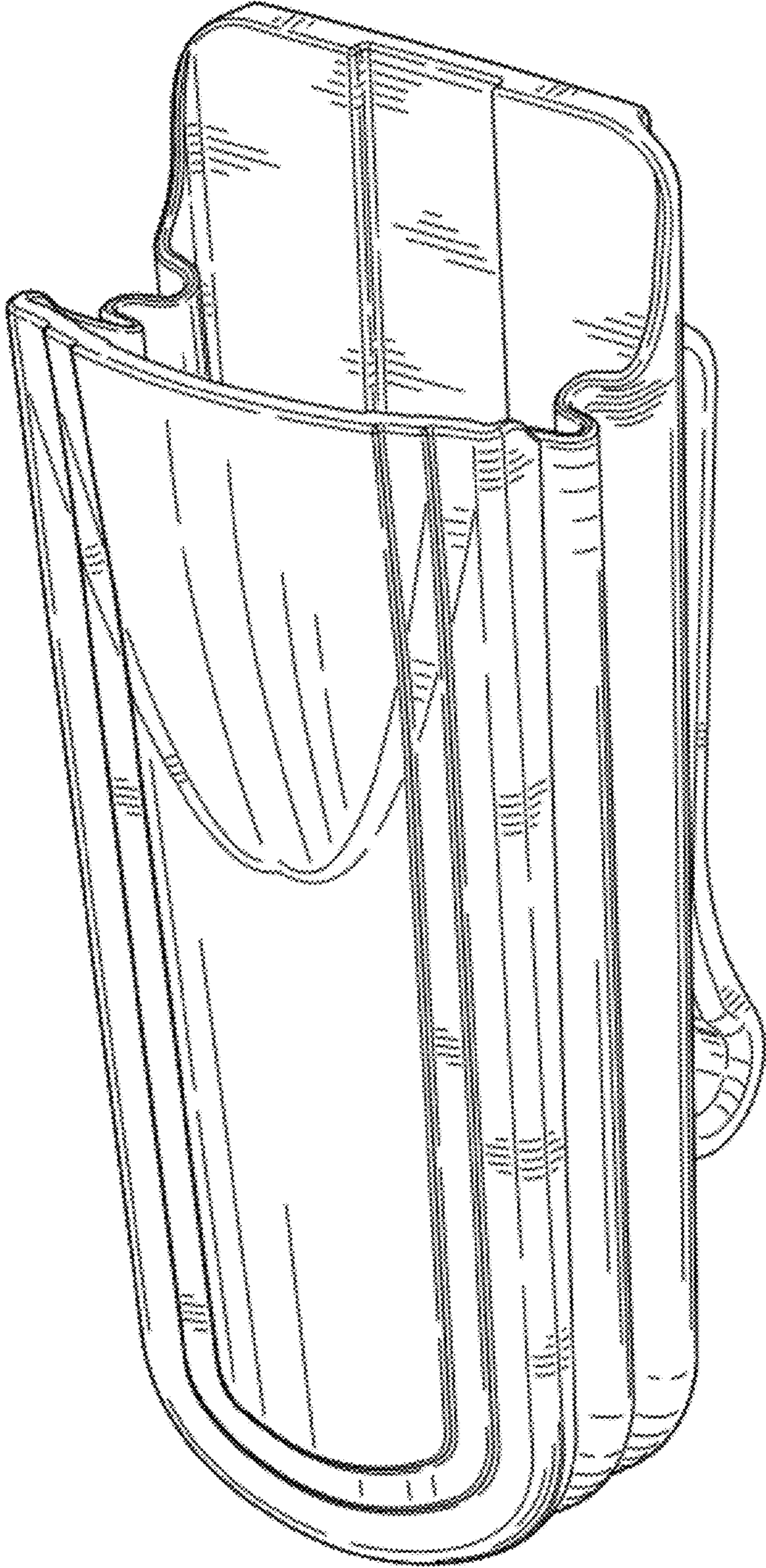


FIG. 1

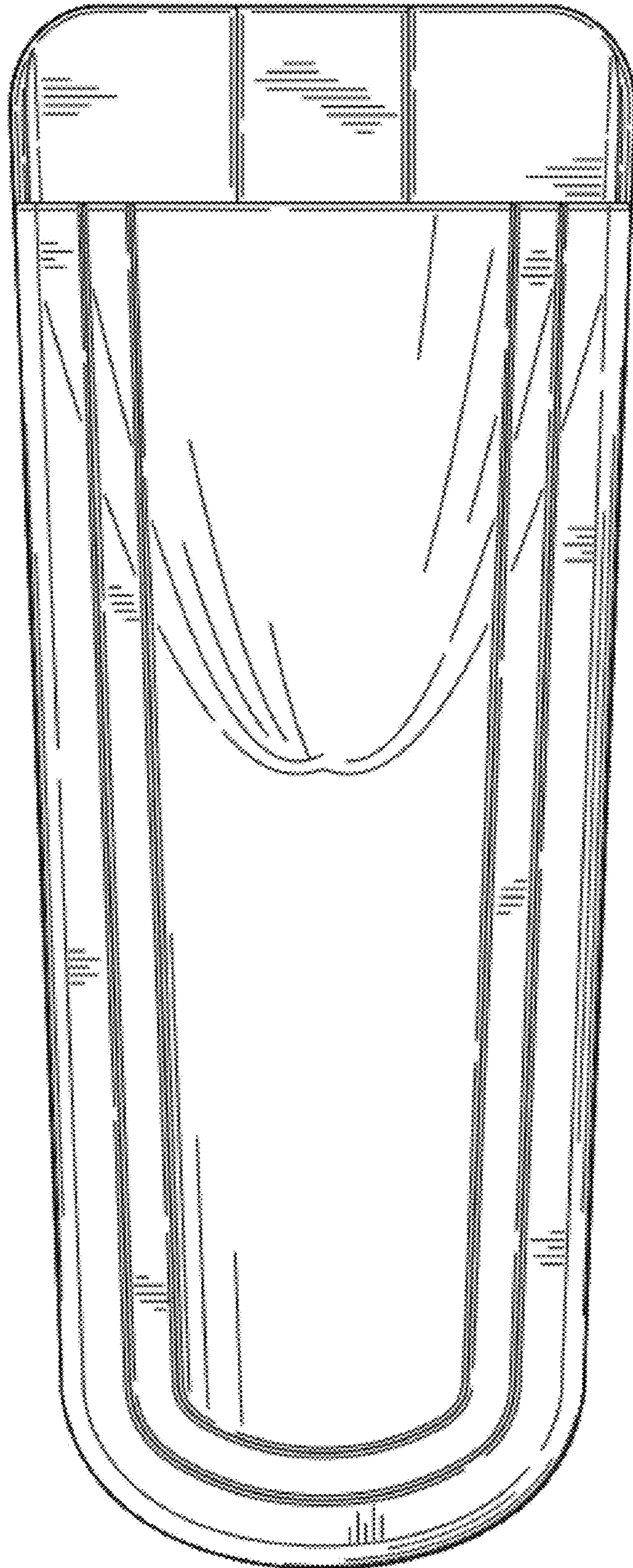


FIG. 2




FIG. 3

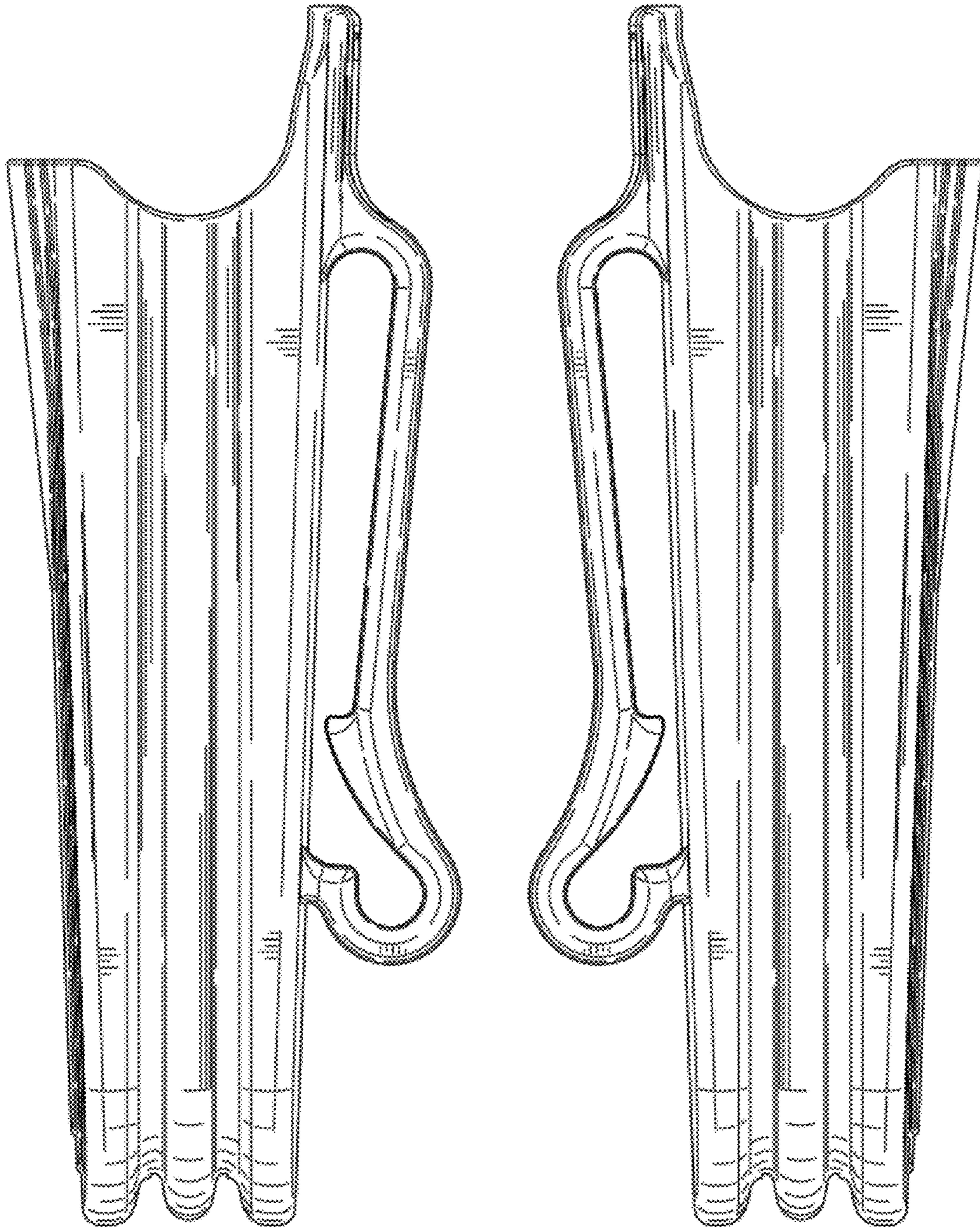


FIG. 4

FIG. 5

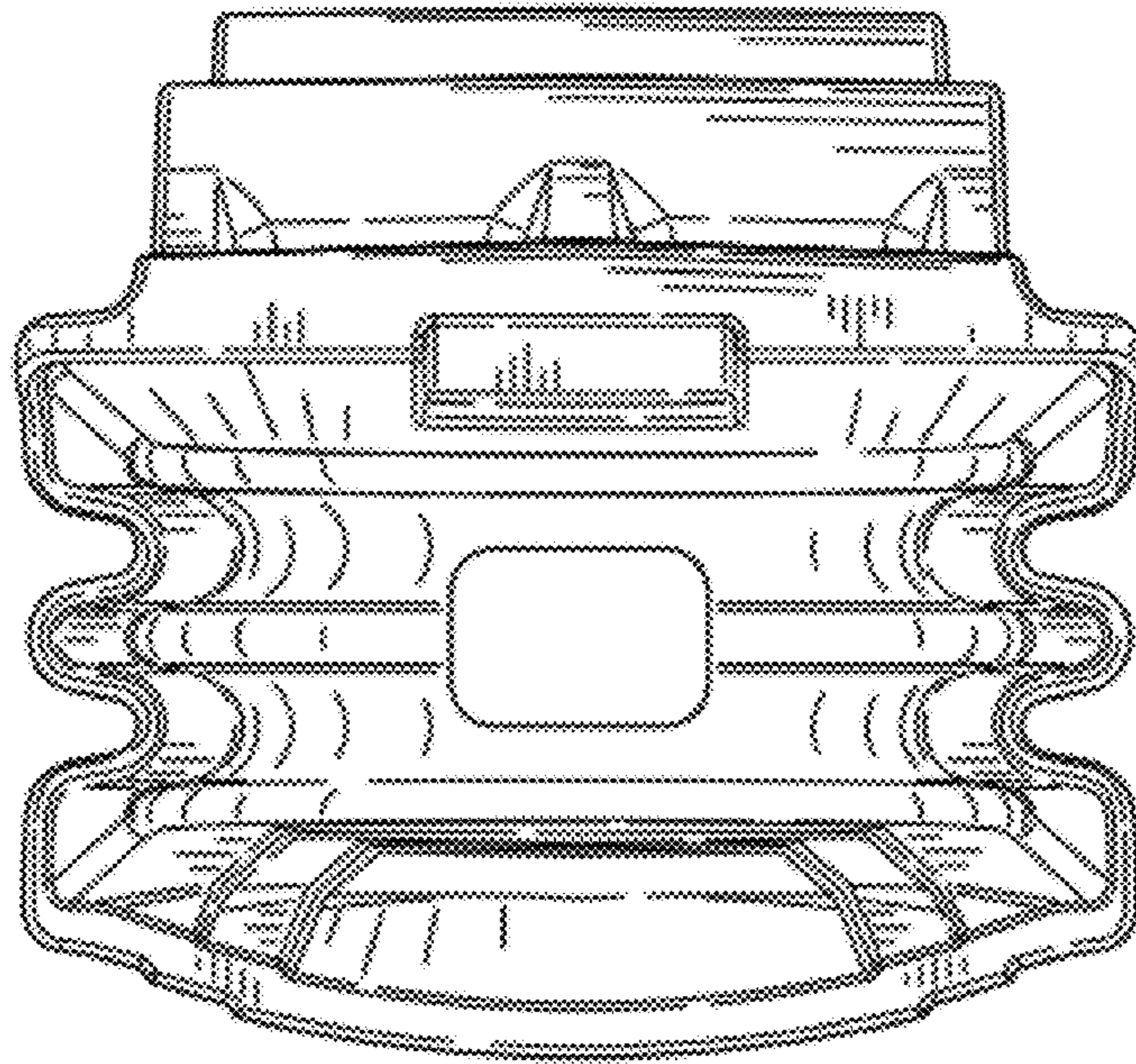


FIG. 6




FIG. 7