



US00D667206S

(12) **United States Design Patent**  
**Teng-Lee**

(10) **Patent No.:** **US D667,206 S**  
(45) **Date of Patent:** **\*\* Sep. 18, 2012**

- (54) **SHOE BOTTOM**
- (75) Inventor: **Albert Teng-Lee**, Los Angeles, CA (US)
- (73) Assignee: **Skechers U.S.A., Inc. II**, Manhattan Beach, CA (US)
- (\*\*) Term: **14 Years**
- (21) Appl. No.: **29/424,367**
- (22) Filed: **Jun. 11, 2012**

**Related U.S. Application Data**

- (62) Division of application No. 29/415,459, filed on Mar. 9, 2012, now Pat. No. Des. 663,929.
- (51) **LOC (9) Cl.** ..... **02-04**
- (52) **U.S. Cl.** ..... **D2/954; D2/951**
- (58) **Field of Classification Search** ..... D2/902, D2/906, 908, 916, 918, 925, 946-962, 977; 36/3 B, 22 R, 24.5, 25 R, 28, 32 R, 34 R, 36/59 C, 67 A, 103  
See application file for complete search history.

(56) **References Cited**

**U.S. PATENT DOCUMENTS**

D59,971 S	12/1921	Lebo	
4,392,312 A *	7/1983	Crowley et al. ....	36/67 R
4,525,940 A *	7/1985	Mochizuki .....	36/8.1
D303,317 S *	9/1989	Nakano .....	D2/955
D417,945 S *	12/1999	Merceron .....	D2/952
D426,053 S	6/2000	Santa	
D432,293 S	10/2000	Clegg et al.	
D432,764 S	10/2000	Clegg et al.	
D432,765 S	10/2000	Hardy	
D449,427 S	10/2001	McClaskie	
D458,739 S *	6/2002	Merceron .....	D2/954
D483,932 S *	12/2003	Cooper .....	D2/954
D498,349 S *	11/2004	Adams et al. ....	D2/954
D498,350 S *	11/2004	Recchi .....	D2/956
D508,161 S *	8/2005	Hatfield et al. ....	D2/954
D508,602 S	8/2005	Hatfield et al.	
D519,265 S *	4/2006	Gerber .....	D2/955

D527,878 S *	9/2006	Edwards .....	D2/955
7,200,955 B2	4/2007	Foxen	
D548,934 S *	8/2007	Choi .....	D2/954
D573,334 S *	7/2008	Petrie .....	D2/954
D583,540 S *	12/2008	Henderson .....	D2/955
D599,088 S	9/2009	Kay et al.	
D602,234 S *	10/2009	Feller .....	D2/917
7,600,330 B2 *	10/2009	Chen .....	36/27
D609,440 S *	2/2010	Morris .....	D2/951
D650,980 S	12/2011	Raysse	
D651,788 S	1/2012	Raysse	
D652,613 S	1/2012	Raysse	
D652,614 S	1/2012	Raysse	
D656,720 S *	4/2012	Wawrousek .....	D2/954
D659,966 S *	5/2012	Lo .....	D2/957
D661,077 S *	6/2012	Lee .....	D2/967
D661,879 S *	6/2012	Raysse .....	D2/947
D661,880 S *	6/2012	Raysse .....	D2/947
D661,882 S *	6/2012	Raysse .....	D2/954
D662,295 S *	6/2012	Raysse .....	D2/954
D662,301 S *	6/2012	Raysse .....	D2/969

(Continued)

*Primary Examiner* — T. Chase Nelson

(74) *Attorney, Agent, or Firm* — Marshall A. Lerner, Esq.; Marvin H. Kleinberg, Esq.; Kleinberg & Lerner, LLP

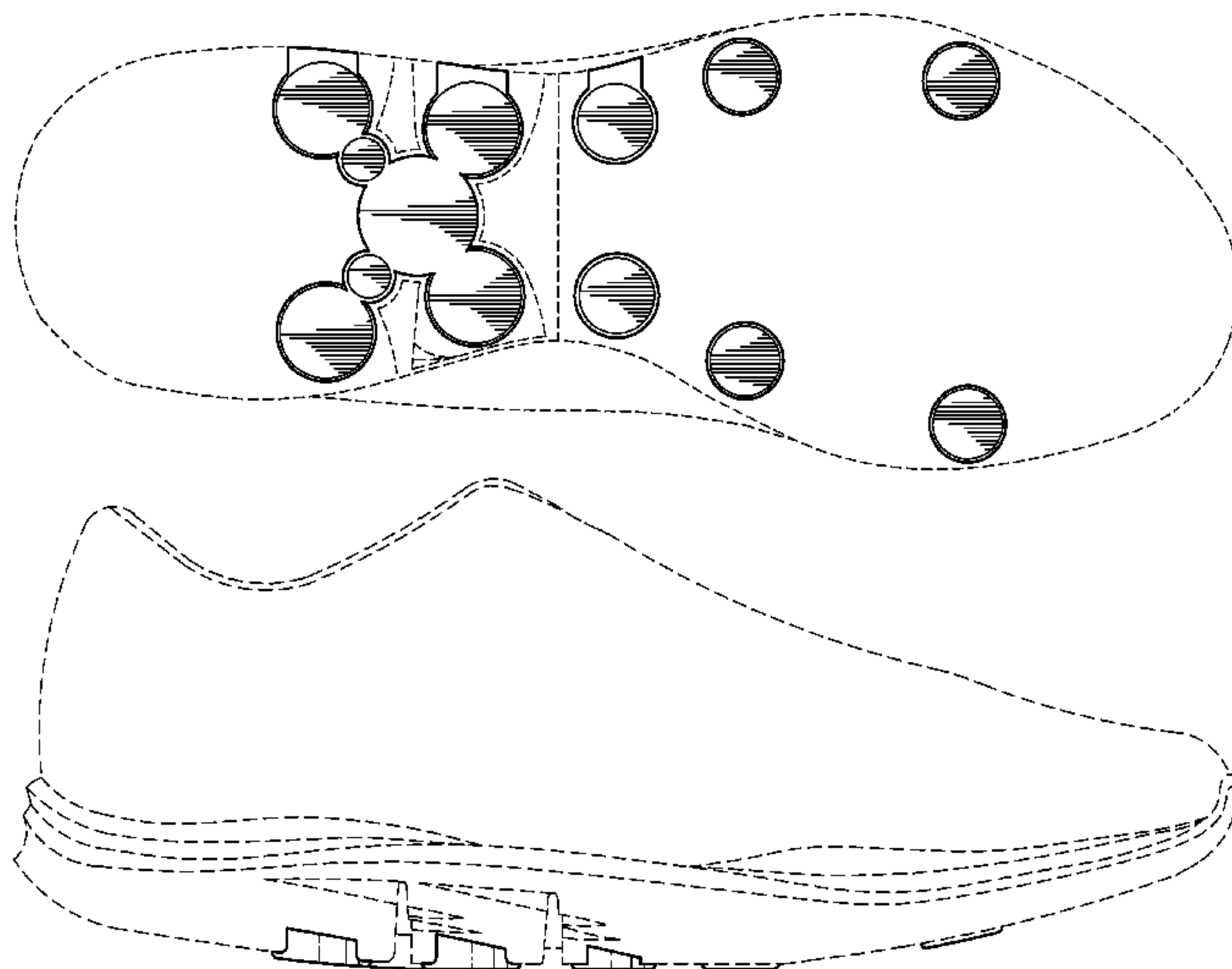
(57) **CLAIM**

The ornamental design for a shoe bottom, as shown and described.

**DESCRIPTION**

FIG. 1 is a perspective view of a shoe bottom in accordance with my new design.  
 FIG. 2 is a bottom plan view thereof;  
 FIG. 3 is a left side view thereof;  
 FIG. 4 is a right side view thereof;  
 FIG. 5 is a rear elevation view thereof;  
 FIG. 6 is a front elevation view thereof; and,  
 FIG. 7 is a top plan view thereof.  
 Broken lines showing the remainder of the shoe in the figures are for illustrative purposes only and form no part of the claimed invention.

**1 Claim, 6 Drawing Sheets**



# US D667,206 S

Page 2

---

U.S. PATENT DOCUMENTS		2011/0016750 A1*	1/2011	Crowley et al. ....	36/103
D662,700 S *	7/2012 Raysse .....	D2/954	2011/0035963 A1*	2/2011 Baker et al. ....	36/114
2004/0237343 A1*	12/2004 Herman .....	36/28	* cited by examiner		

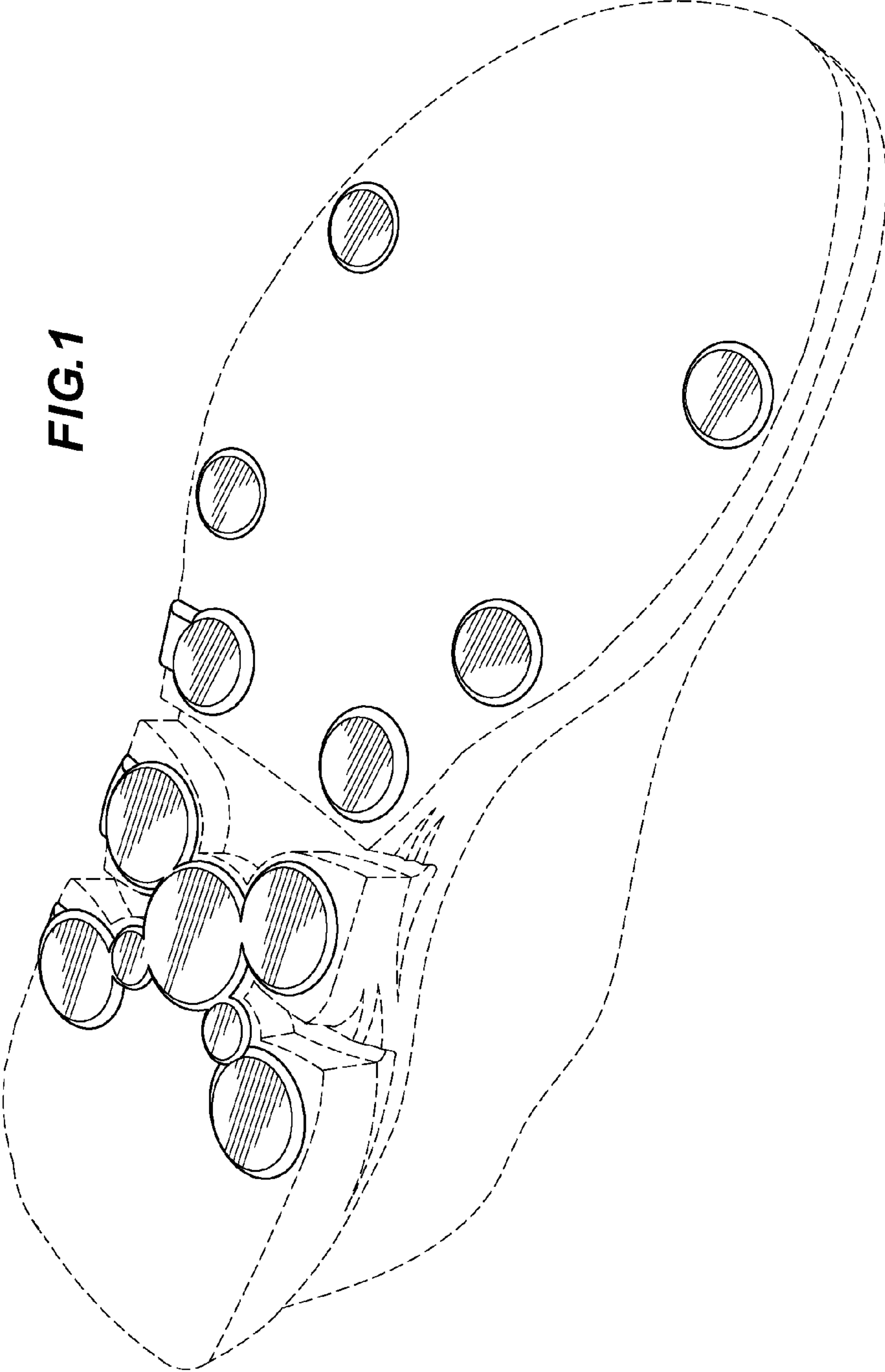


FIG. 1

FIG. 2

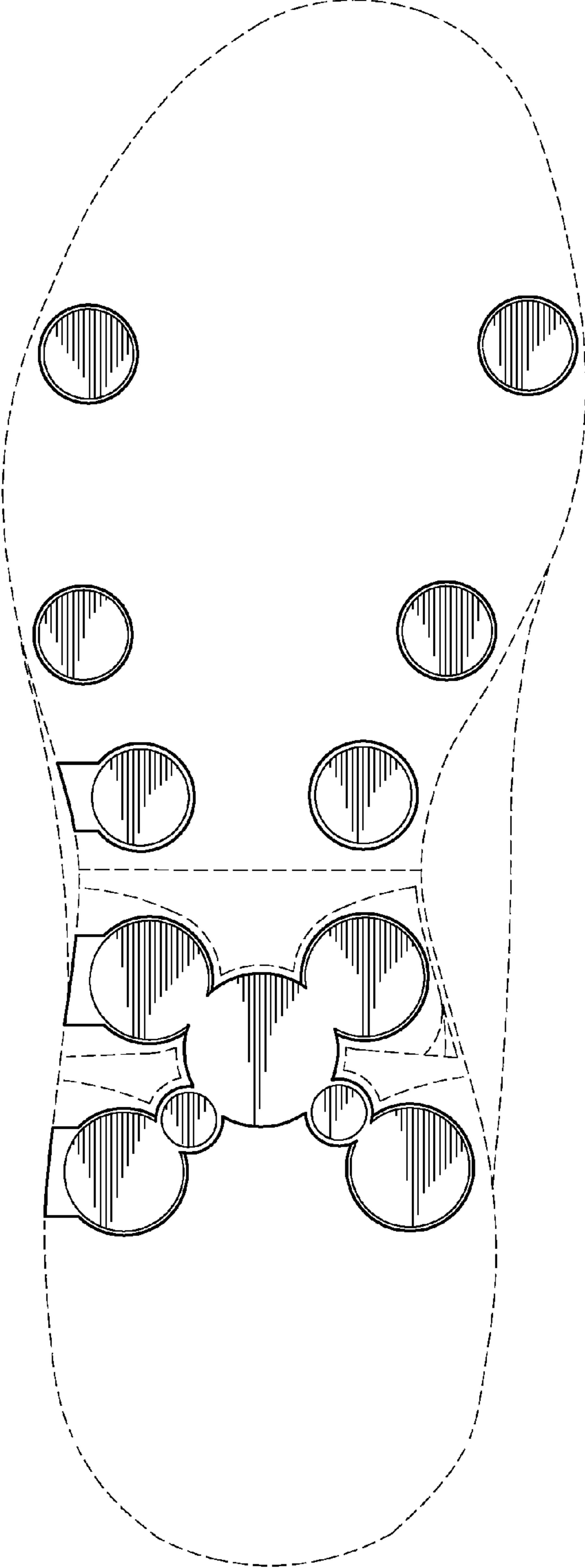
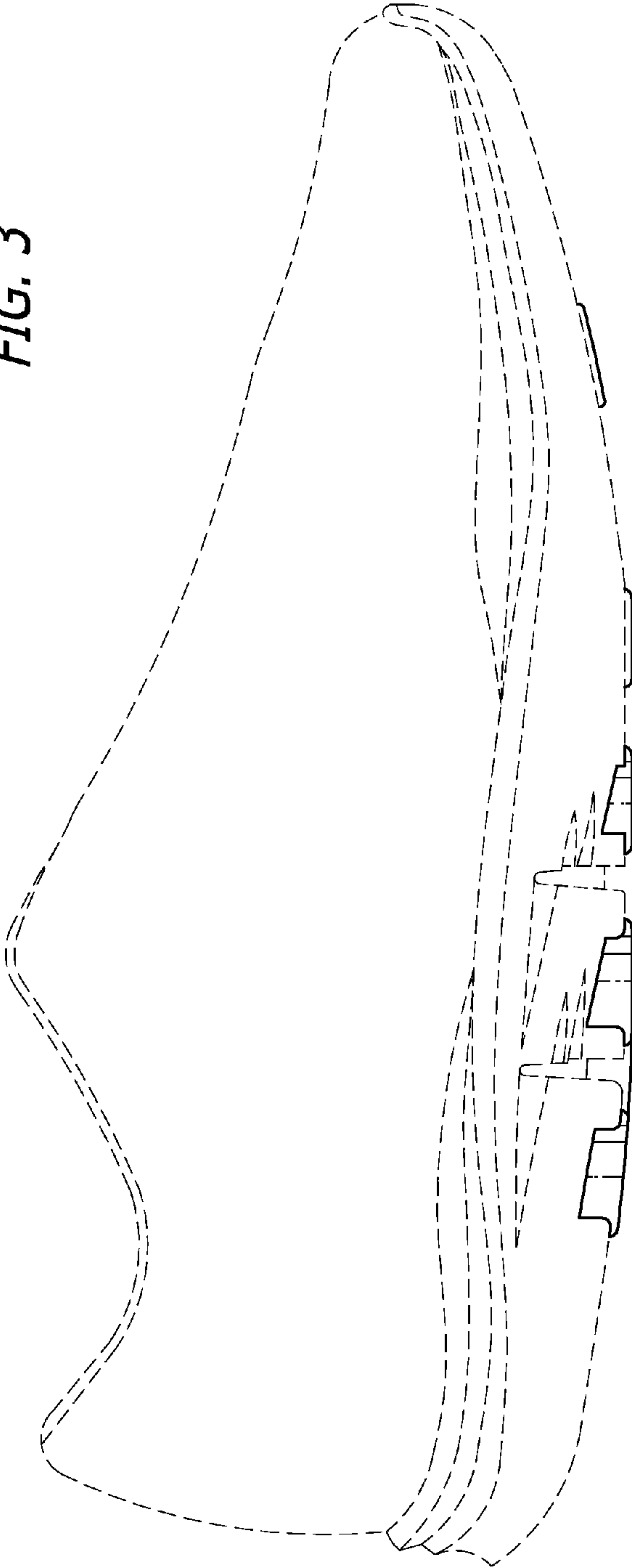


FIG. 3



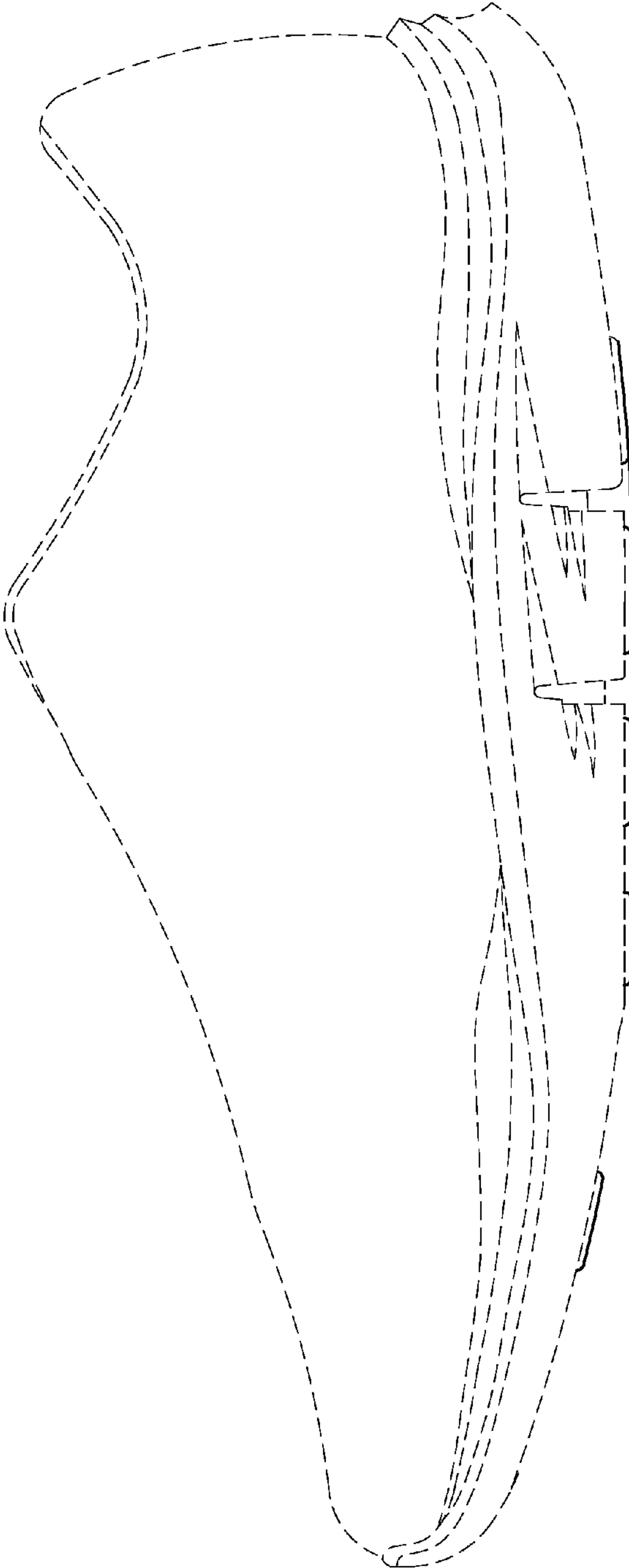


FIG. 4

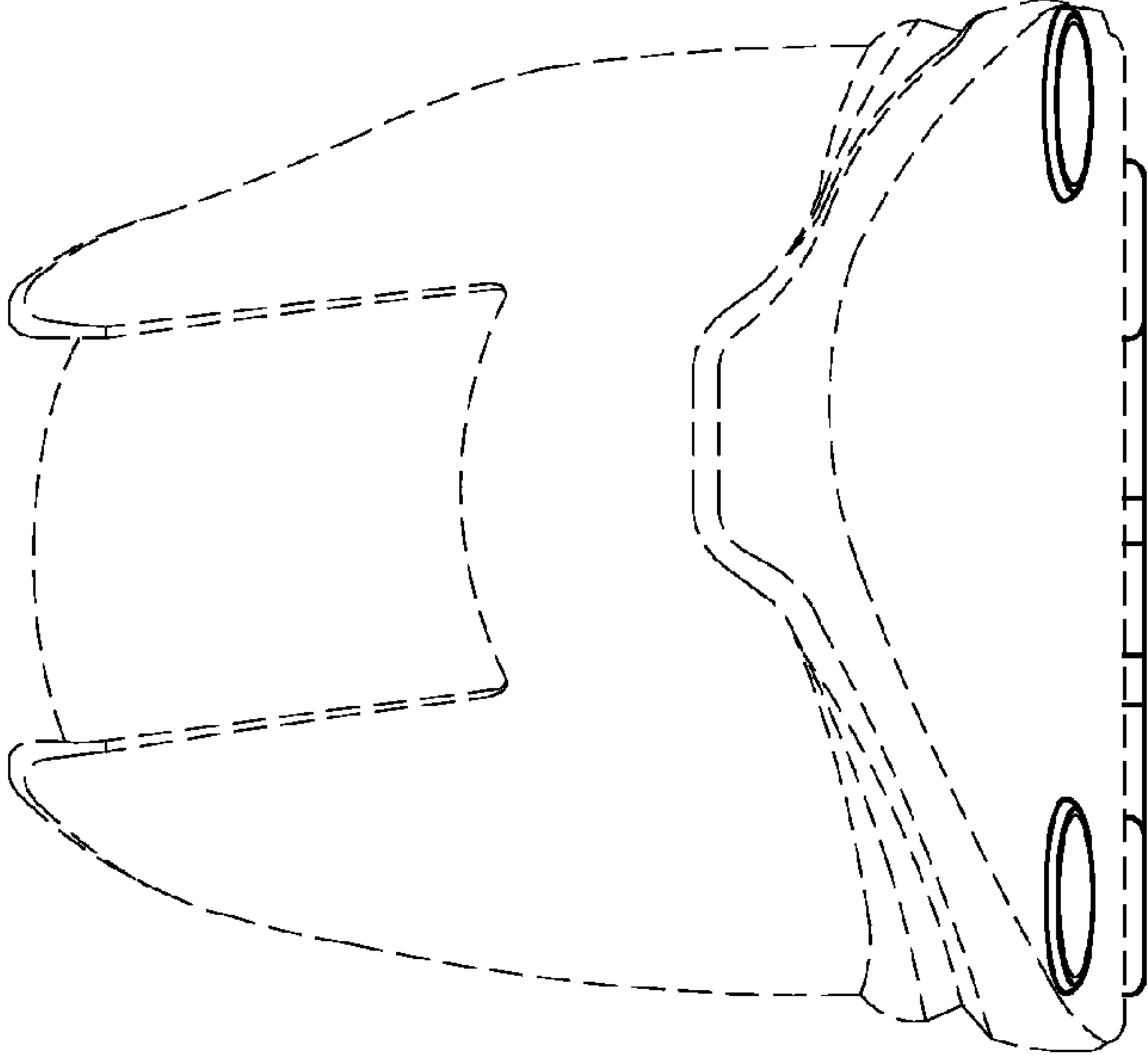


FIG. 6

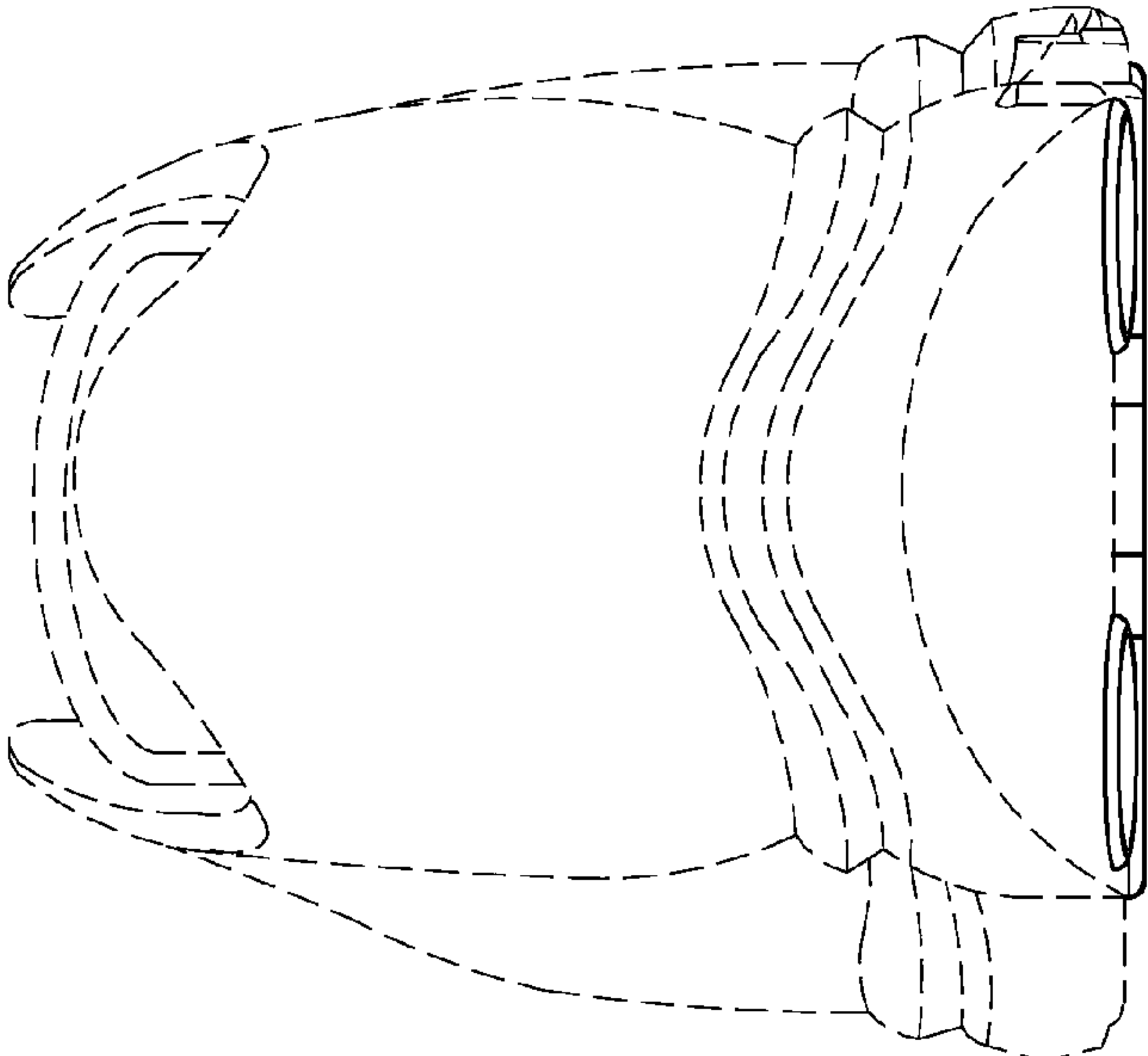


FIG. 5



**FIG. 7**

