



US00D667198S

(12) **United States Design Patent**
Calabria

(10) **Patent No.:** **US D667,198 S**

(45) **Date of Patent:** **** Sep. 18, 2012**

(54) **WOMAN'S UNDERGARMENT**

(76) Inventor: **Kathy Calabria**, Boca Raton, FL (US)

(**) Term: **14 Years**

(21) Appl. No.: **29/399,709**

(22) Filed: **Aug. 17, 2011**

(51) **LOC (9) Cl.** **02-01**

(52) **U.S. Cl.** **D2/712**

(58) **Field of Classification Search** D2/712,
D2/713, 714, 715, 716, 731, 736, 737, 739,
D2/742, 860, 863, 864; D24/124, 125, 126;
2/46, 53, 54, 67, 73, 78.1, 78.2, 78.3, 227,
2/228, 235, 236, 237, 238, 272, 400, 401,
2/402, 403, 404, 405, 406, 407, 408; 450/100,
450/101, 102, 103, 104; 602/67; 604/345,
604/358, 359, 360, 385.13, 385.14, 385.15,
604/387, 393, 394, 395, 396, 397, 398, 399

See application file for complete search history.

(56) **References Cited**

U.S. PATENT DOCUMENTS

2,459,043	A *	1/1949	Owenby et al.	2/401
3,397,696	A *	8/1968	Rickard	604/396
3,580,252	A *	5/1971	Delort	604/365
3,608,551	A *	9/1971	Seijo	604/396
3,613,686	A *	10/1971	De Woskin	604/396
4,236,257	A *	12/1980	Williams et al.	2/406
D338,543	S *	8/1993	van Laar	D2/712
D352,812	S *	11/1994	Van Laar	D2/712
D410,959	S *	6/1999	van Laar	D2/712
6,517,651	B2 *	2/2003	Azulay	156/73.1
D540,010	S *	4/2007	Imboden et al.	D2/713
D630,413	S	1/2011	Calabria	
D630,414	S	1/2011	Calabria	
8,006,321	B2 *	8/2011	Bunin et al.	2/406
2009/0118574	A1 *	5/2009	Stephenson	600/38

2009/0240226	A1 *	9/2009	Fields et al.	604/385.01
2010/0017945	A1 *	1/2010	Soderstrom	2/406
2012/0023646	A1 *	2/2012	Maxey et al.	2/407

* cited by examiner

Primary Examiner — Karen E Eldridge Powers

(74) *Attorney, Agent, or Firm* — Brian D. Bellamy

(57) **CLAIM**

The ornamental design for a woman's undergarment, as shown and described.

DESCRIPTION

FIG. 1 is a front perspective view of an woman's undergarment showing my new design;
 FIG. 2 is a front elevational view thereof;
 FIG. 3 is a rear elevational view thereof;
 FIG. 4 is a right side elevational view thereof, the left side being a mirror image thereof;
 FIG. 5 is a top plan view thereof, shown as it would look when worn by a wearer (not shown);
 FIG. 6 is a bottom plan view thereof, shown as it would look when worn by a wearer (not shown);
 FIG. 7 is a front elevation view, shown as it would look when worn by a wearer (not shown); and,
 FIG. 8 is a rear elevation view thereof, shown as it would look when worn by a wearer (not shown).


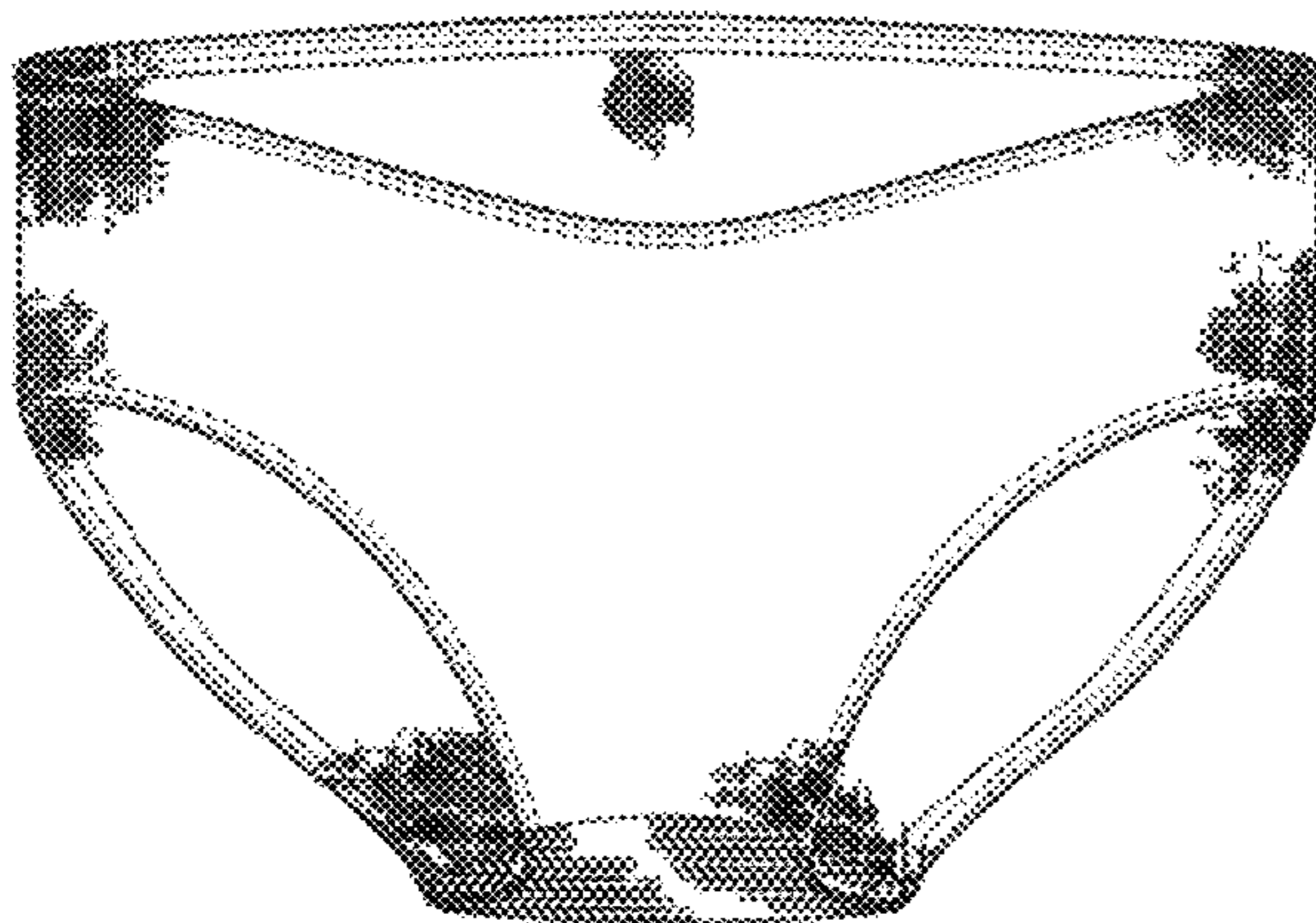
The broken line showing of the human figure in FIGS. 1 and 4 illustrates the environment in which the design is used, assists in showing how the claimed design appears when worn, and forms no part of the claim.

The tight broken line showing on the woman's undergarment in FIGS. 1-8 represents stitching.

The fragmentary cris-cross pattern shown in FIGS. 1-8 represents fabric and is repeated uniformly throughout the areas shown.

The fragmentary stippled pattern shown in FIGS. 1-8 represents mesh fabric and is repeated uniformly throughout the areas shown.

1 Claim, 4 Drawing Sheets



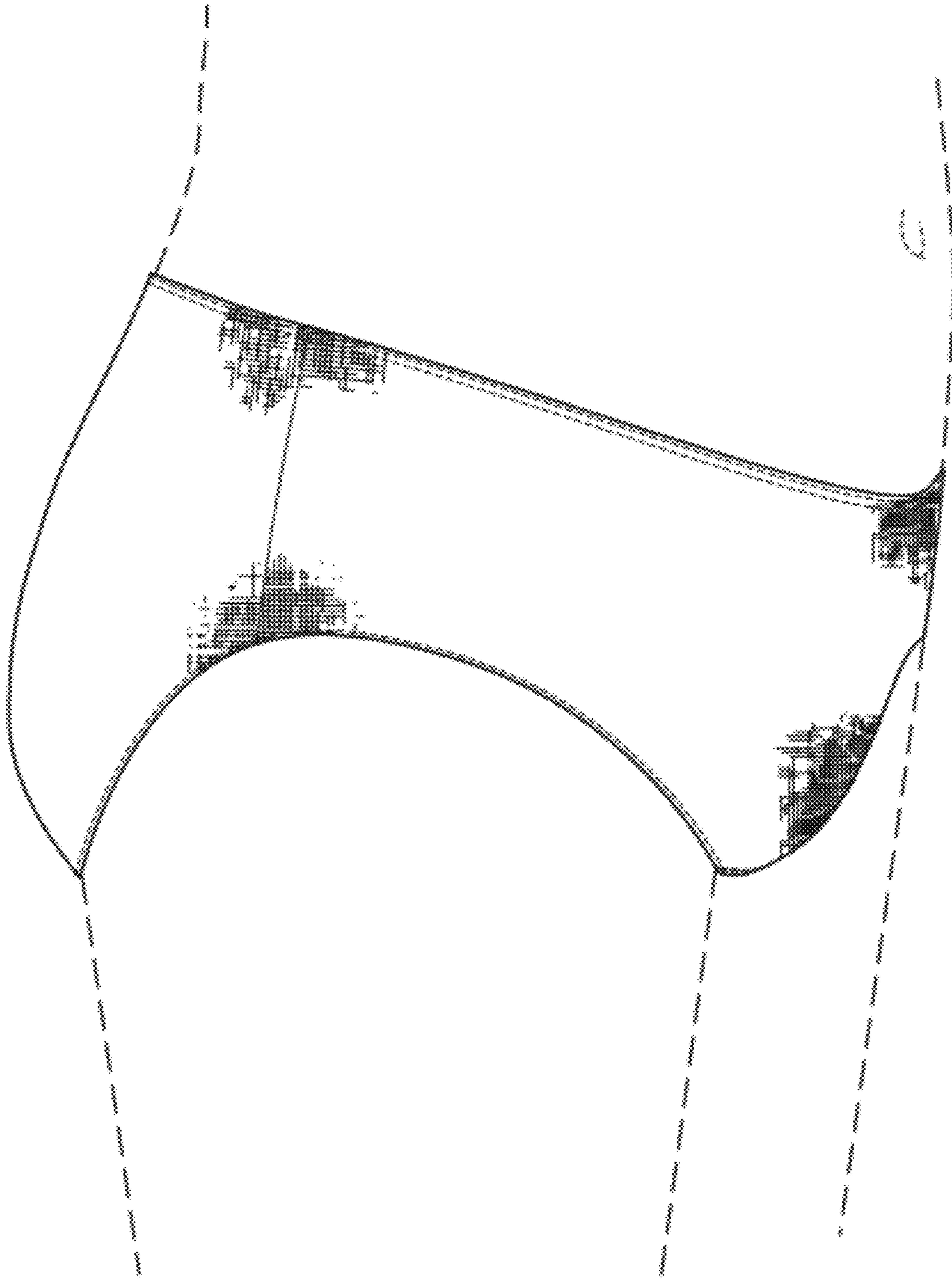


Fig. 1

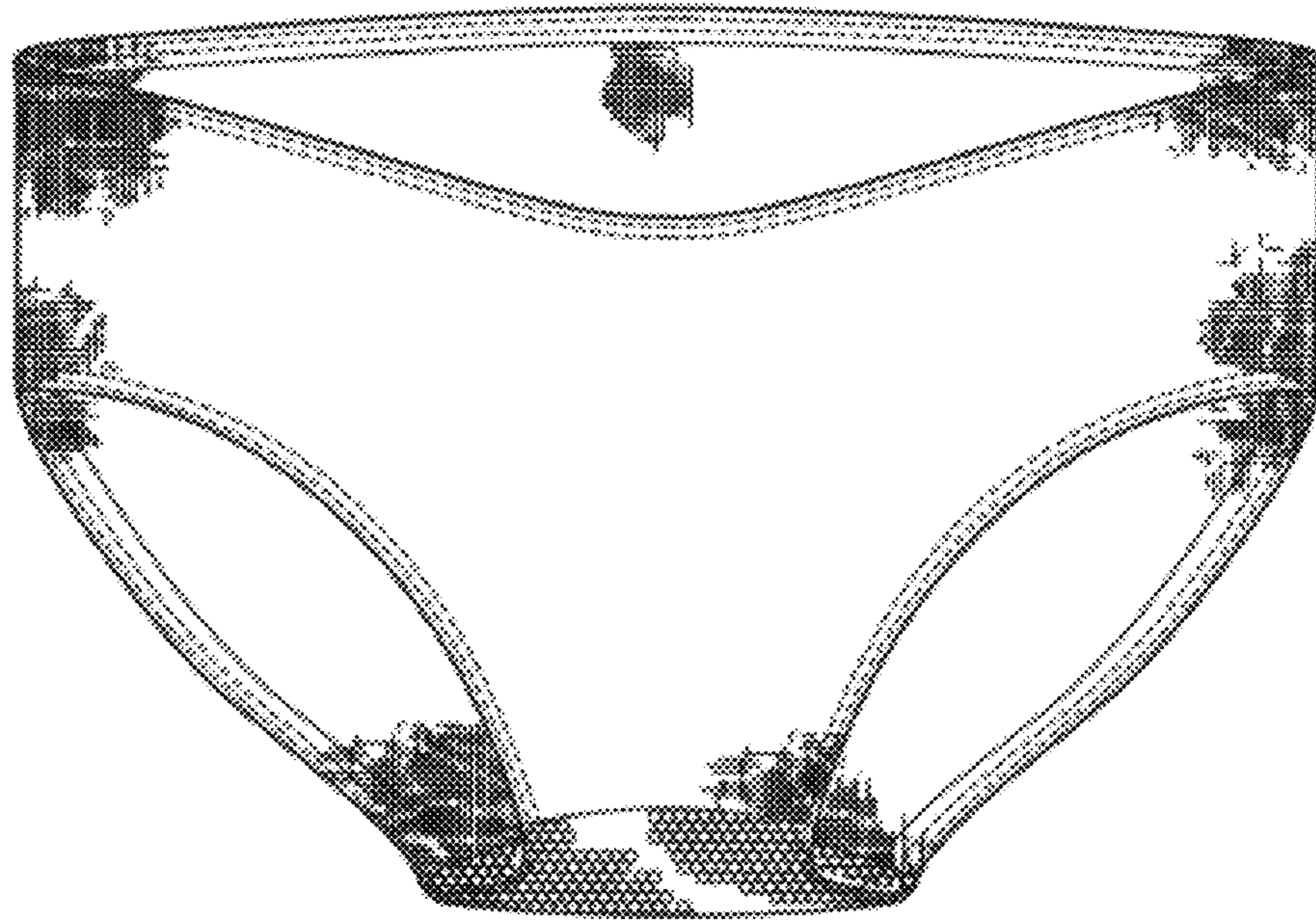


Fig. 2




Fig. 3

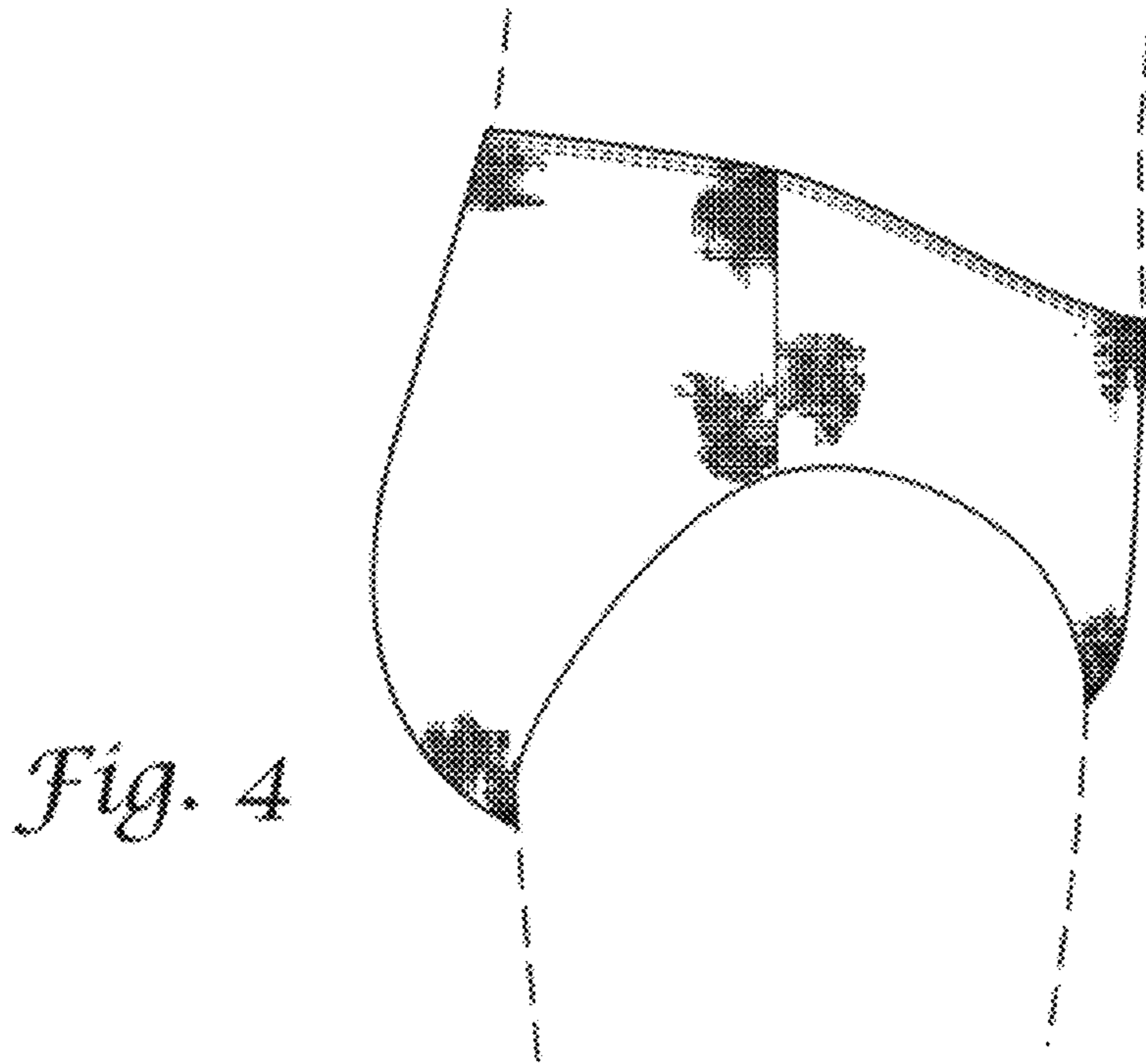


Fig. 4

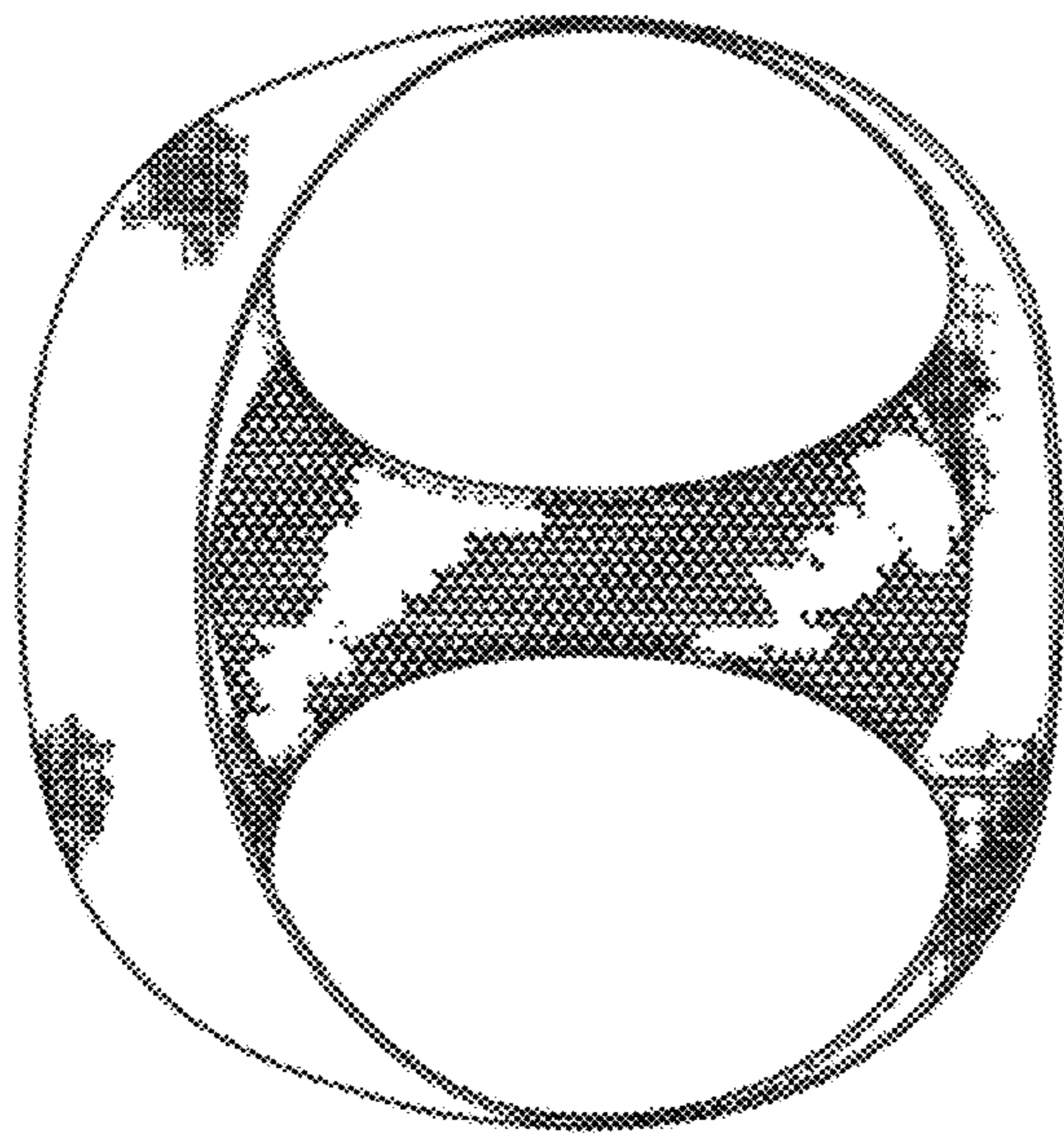


Fig. 5

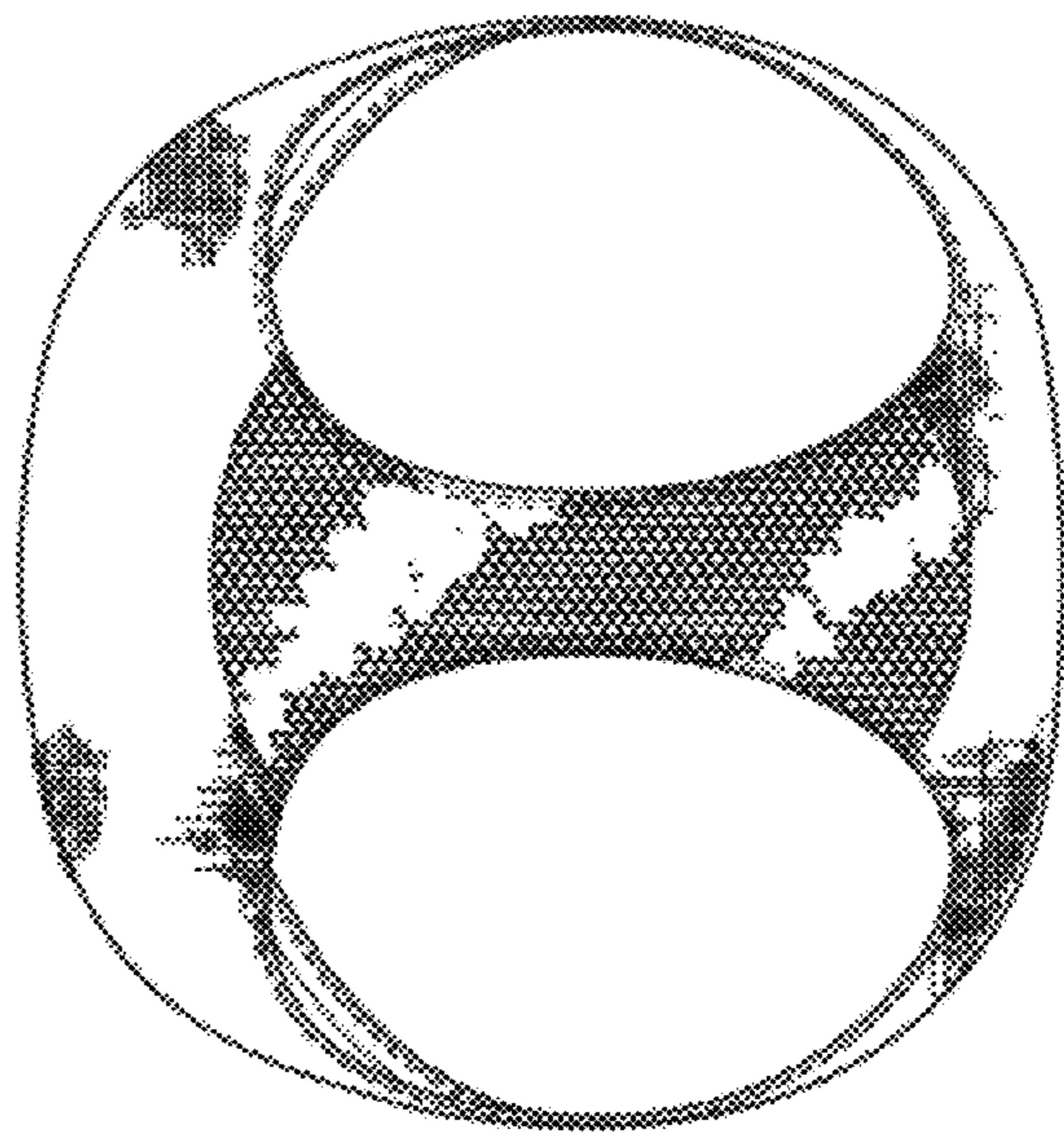


Fig. 6

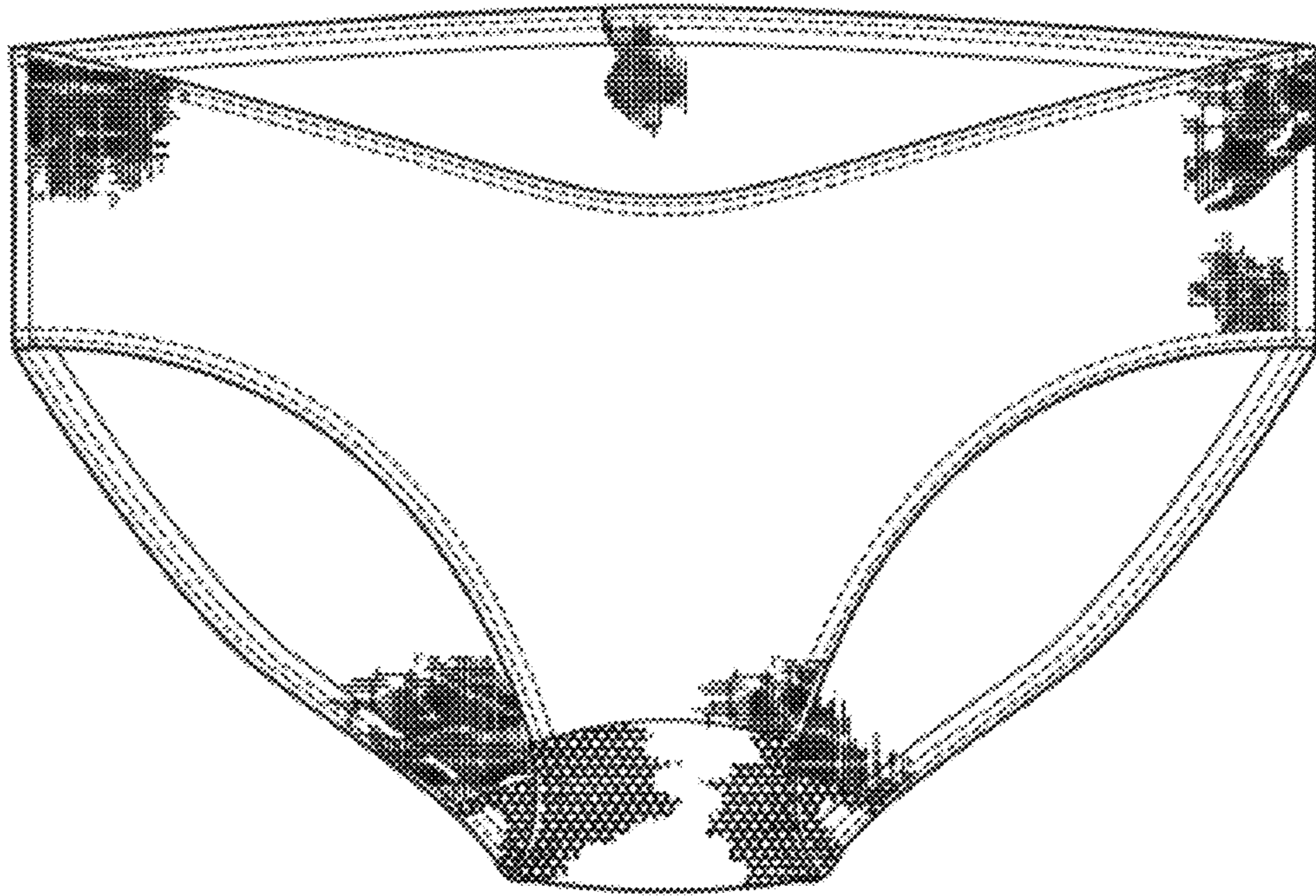


Fig. 7




Fig. 8