



US00D667183S

(12) **United States Design Patent**  
**Benacquisto**

(10) **Patent No.:** **US D667,183 S**

(45) **Date of Patent:** **\*\* Sep. 11, 2012**

(54) **PORTION OF FLOOR CLEANING MACHINE**

(75) **Inventor:** **Justin Benacquisto**, Caledonia, MI (US)

(73) **Assignee:** **BISSELL Homecare, Inc.**, Grand Rapids, MI (US)

(\*\*) **Term:** **14 Years**

(21) **Appl. No.:** **29/386,753**

(22) **Filed:** **Mar. 4, 2011**

(51) **LOC (9) Cl.** ..... **15-05**

(52) **U.S. Cl.** ..... **D32/31**

(58) **Field of Classification Search** ..... D32/16-17,  
D32/22, 31, 34; 15/347, 353, 320, 340.2,  
15/350-351, 363, 410-411, 327.1, 71.1,  
15/79.1, 329; 55/337, 459.1, DIG. 3, 429  
See application file for complete search history.

(56) **References Cited**

**U.S. PATENT DOCUMENTS**

D493,926 S \* 8/2004 Downey et al. .... D32/31  
D558,413 S \* 12/2007 Carr et al. .... D32/31  
D558,944 S \* 1/2008 Medema et al. .... D32/34

D598,169 S \* 8/2009 Benacquisto et al. .... D32/31  
D598,615 S \* 8/2009 Benacquisto et al. .... D32/22  
D609,415 S \* 2/2010 Hill et al. .... D32/31

\* cited by examiner

*Primary Examiner* — Ruth McInroy

(74) *Attorney, Agent, or Firm* — McGarry Bair PC

(57) **CLAIM**

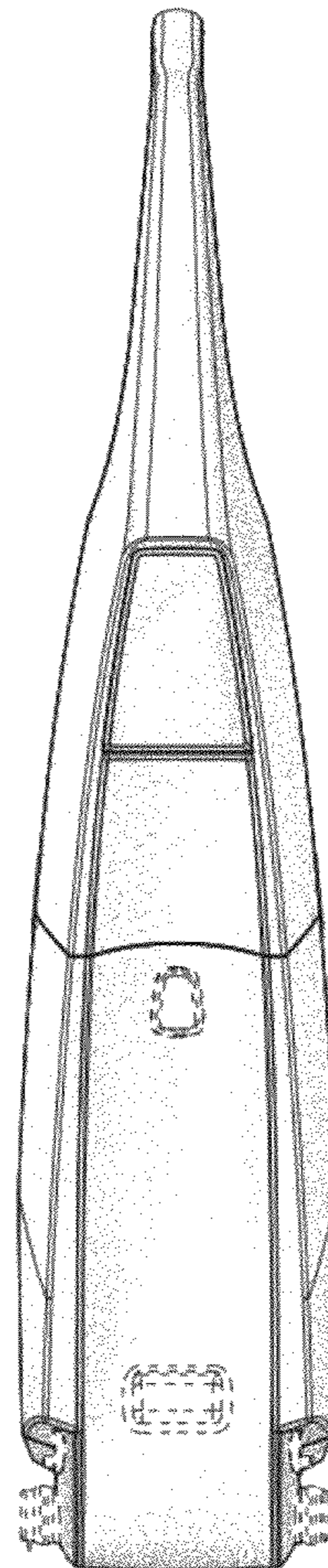
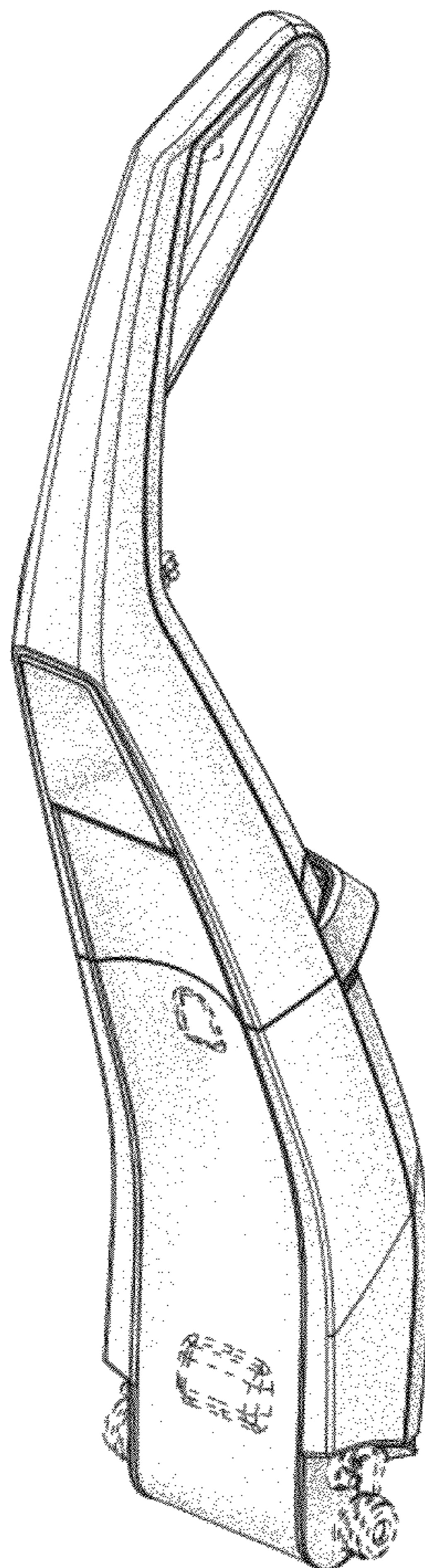
The ornamental design for a portion of floor cleaning machine, as shown and described.

**DESCRIPTION**

FIG. 1 is a perspective view of a portion of floor cleaning machine which embodies our design;  
FIG. 2 is a front view thereof;  
FIG. 3 is a rear view thereof;  
FIG. 4 is a left side view thereof, the right side view thereof being a mirror image of the left side view thereof;  
FIG. 5 is a top view thereof; and,  
FIG. 6 is a bottom view.

The details shown in broken lines form no part of the claimed design.

**1 Claim, 2 Drawing Sheets**



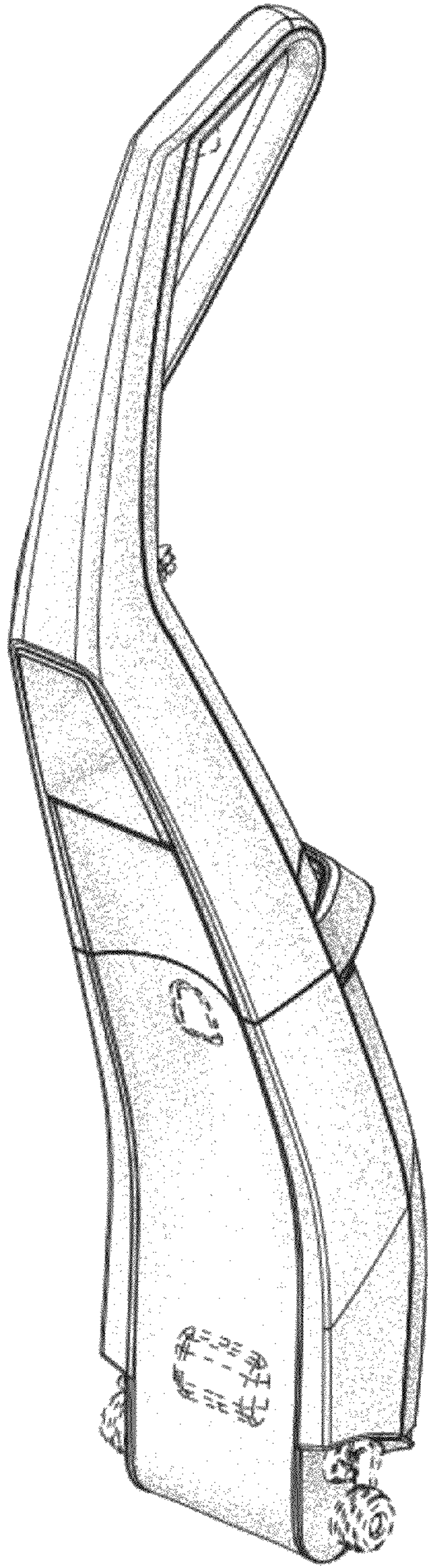


Fig. 1

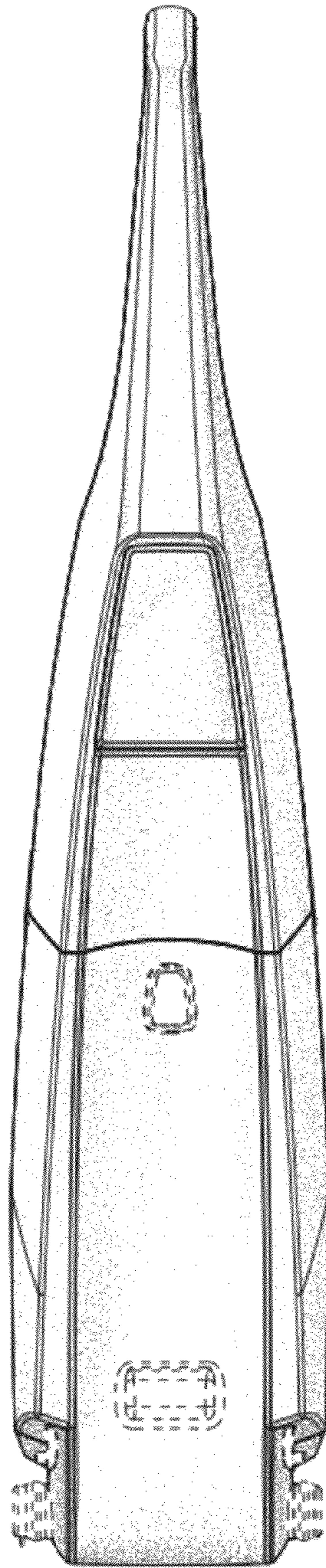


Fig. 2

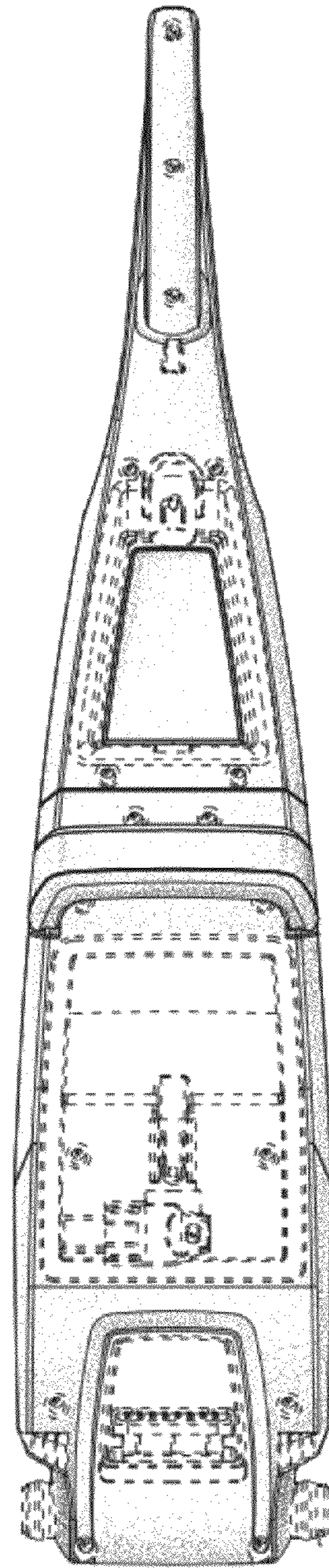
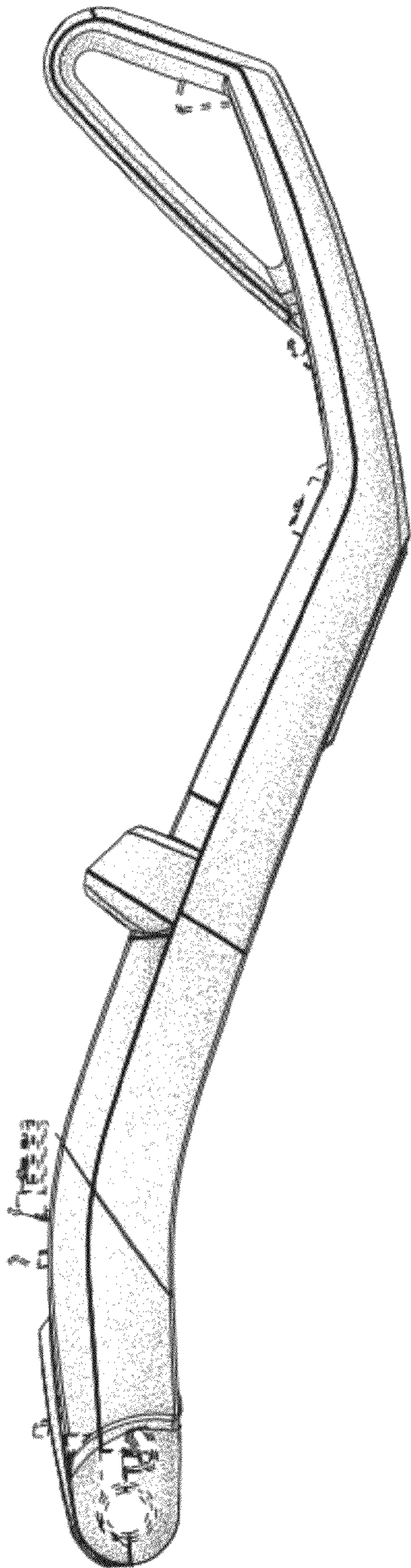
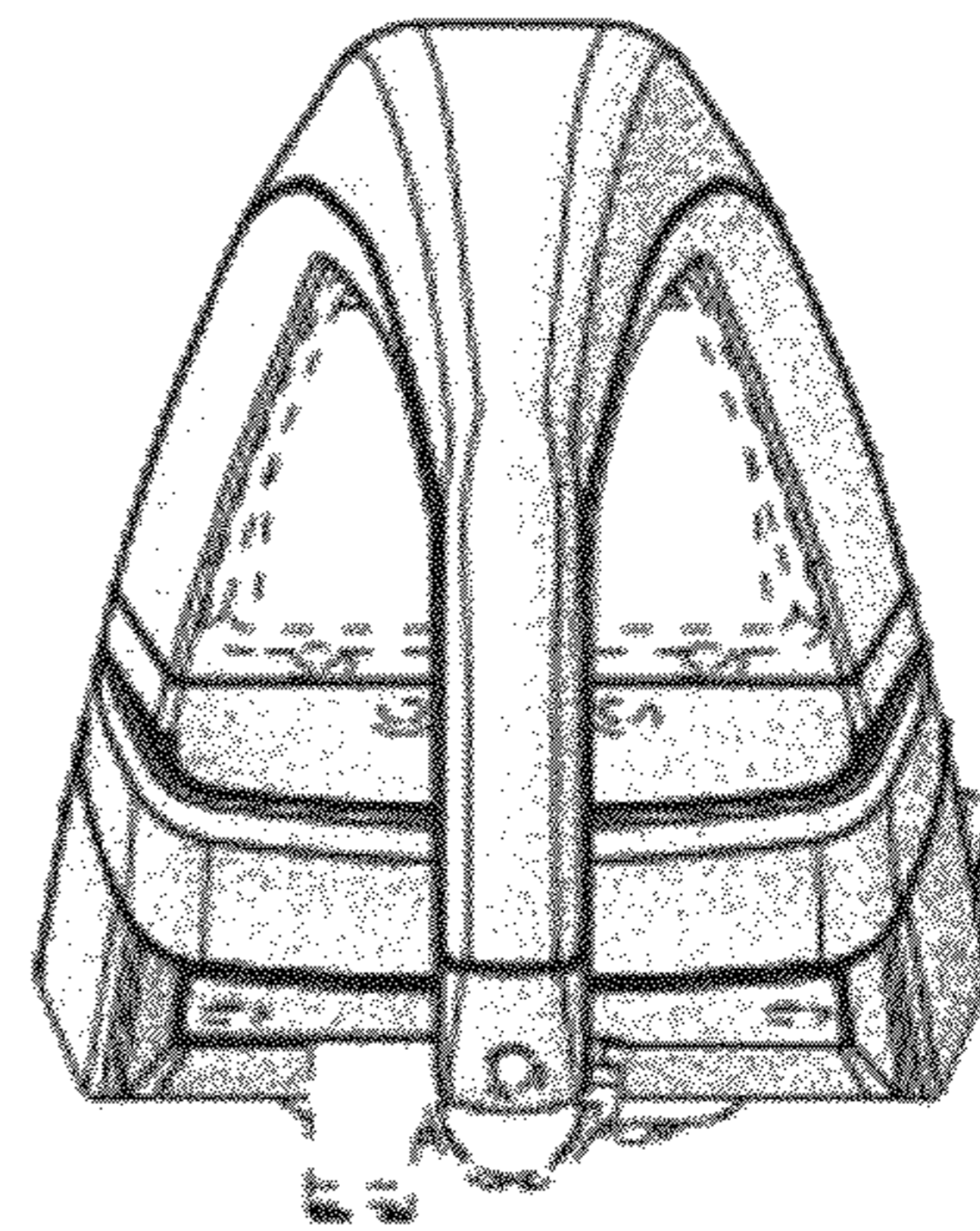


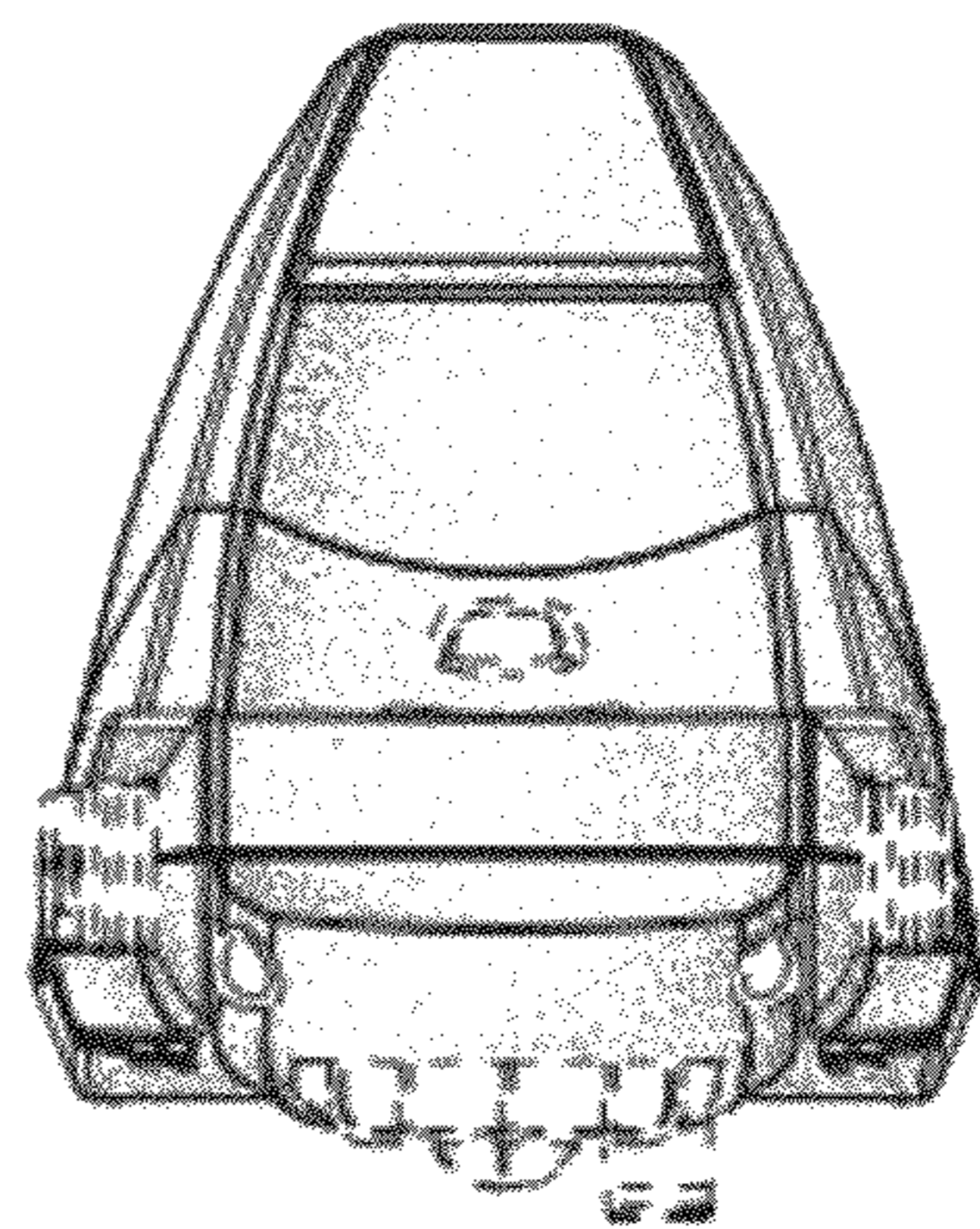
Fig. 3



**Fig. 4**



**Fig. 5**



**Fig. 6**