



US00D667169S

(12) **United States Design Patent**
Miller et al.

(10) **Patent No.:** **US D667,169 S**
(45) **Date of Patent:** **** Sep. 11, 2012**

(54) **CHEST PROTECTOR**

(75) Inventors: **Brian Miller**, Long Beach, CA (US);
Guy Gonzalez, Glendale, CA (US)

(73) Assignee: **PDT Tech, LLC**, Alamo, CA (US)

(**) Term: **14 Years**

(21) Appl. No.: **29/412,536**

(22) Filed: **Feb. 3, 2012**

(51) **LOC (9) Cl.** **29-03**

(52) **U.S. Cl.** **D29/101.3**

(58) **Field of Classification Search** D29/10,
D29/11, 99, 100, 101.2, 101.3; 2/2, 2.5,
2/27, 44.45, 69, 92, 102, 108, 268, 326, 410,
2/411, 412, 413; 428/113, 911; 89/36.01,
89/36.02, 36.05; D24/64; 280/290, 808
See application file for complete search history.

(56) **References Cited**

U.S. PATENT DOCUMENTS

1,016,444	A	2/1912	Schmidt	
D277,236	S *	1/1985	Gregory	D29/101.3
D484,648	S *	12/2003	Fiorini et al.	D29/100
D532,938	S	11/2006	Mott	
D638,583	S *	5/2011	Bishop	D29/101.3
2006/0005306	A1	1/2006	Call et al.	
2011/0167548	A1	7/2011	Jourde et al.	

* cited by examiner

Primary Examiner — Susan Bennett Hattan

Assistant Examiner — Barbara B Lohr

(74) *Attorney, Agent, or Firm* — Donald L. Beeson; Beeson
Skinner Beverly, LLP

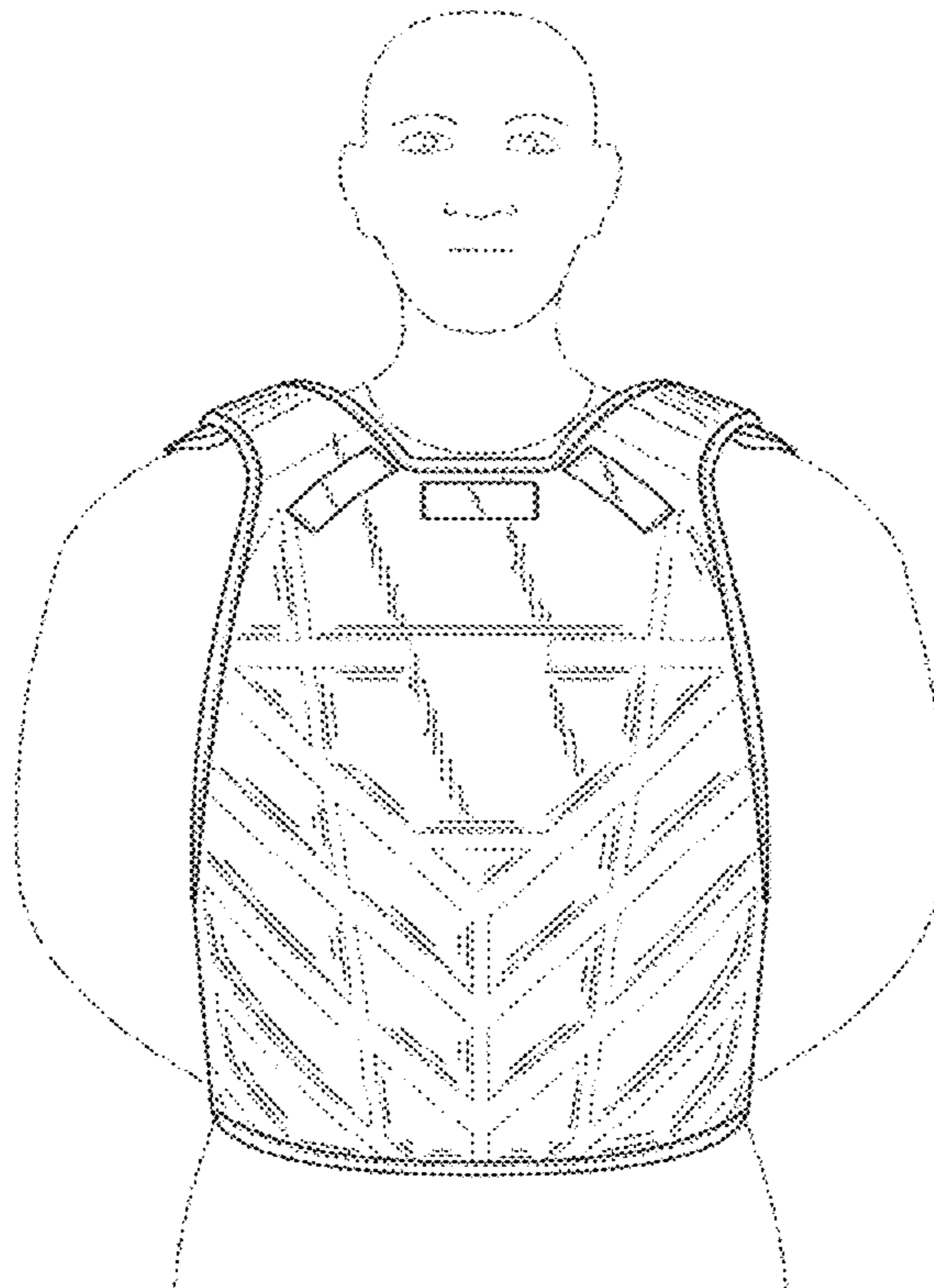
(57) **CLAIM**

The ornamental design for a chest protector, as shown and described.

DESCRIPTION

FIG. 1 is a front elevational view of a chest protector showing our new design, and showing the chest protector being worn by an individual; and, FIG. 2 is another front elevational view thereof, showing the chest protector laid out flat. The back of the chest protector is not shown and is not visible in use; it forms no part of the claimed design. The short dash, long dash broken line representation of an individual in FIG. 1 indicates the use of the claimed design and is for illustrative purposes only; these broken lines form no part of the claimed design. The regular dashed lines within the solid line boundaries of the chest protector indicate stitch patterns, which form part of the claimed design.

1 Claim, 2 Drawing Sheets






FIG. 1

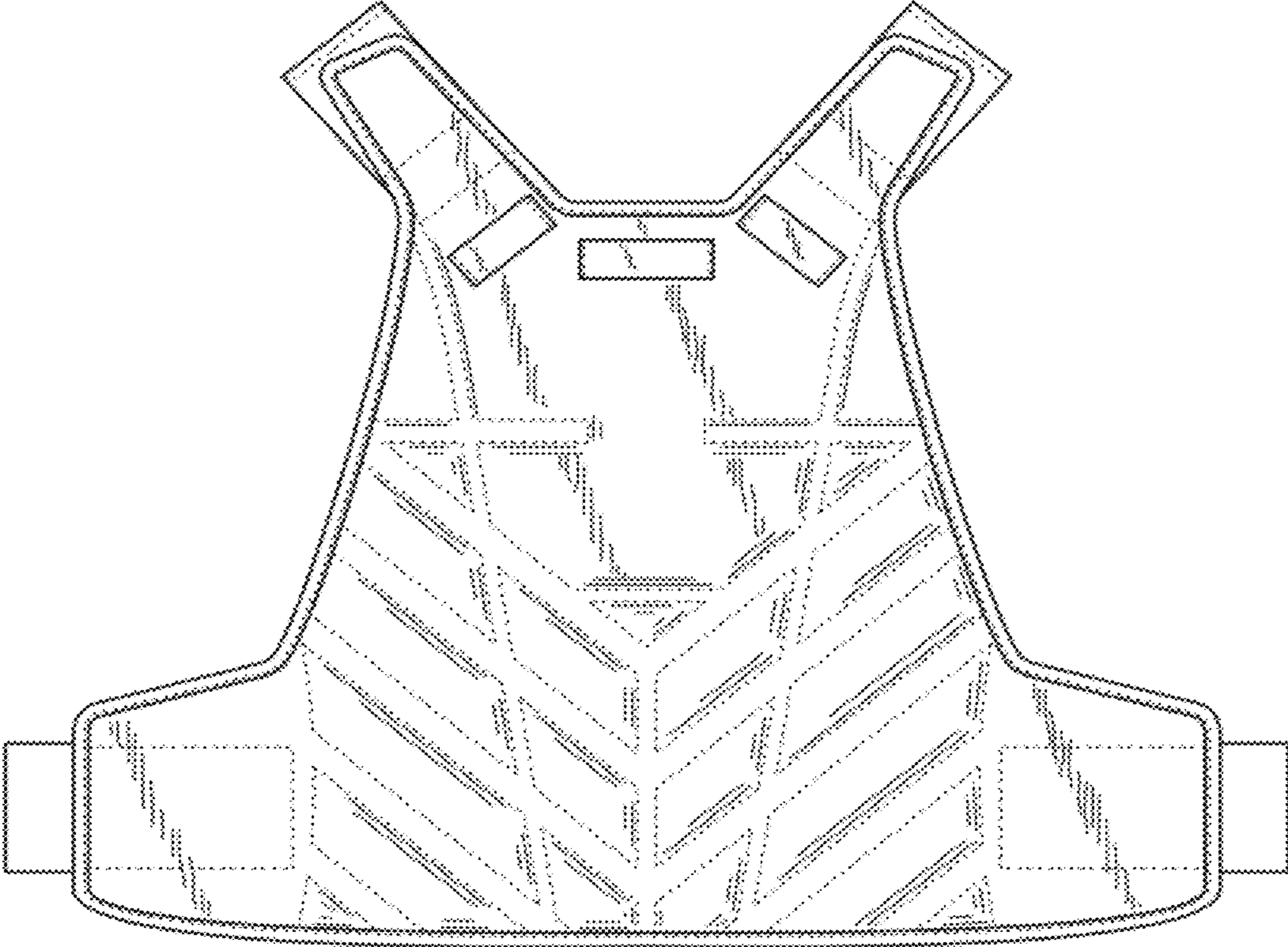


FIG. 2