

US00D667167S

(12) **United States Design Patent**
Stewart

(10) **Patent No.:** **US D667,167 S**
(45) **Date of Patent:** **** Sep. 11, 2012**

(54) **HAIR CLIP**
(75) Inventor: **Connie Stewart**, Scottsboro, AL (US)
(73) Assignee: **Rust Innovations, LLC**, Scottsboro, AL (US)
(**) Term: **14 Years**
(21) Appl. No.: **29/416,011**

4,522,215 A 6/1985 Verducci
5,174,312 A 12/1992 Adams
5,284,167 A 2/1994 Gill
5,335,680 A 8/1994 Moore
5,533,533 A 7/1996 Shing
5,597,000 A 1/1997 Gerber
5,634,480 A 6/1997 Lu
5,666,982 A * 9/1997 Pignon 132/279
5,690,128 A 11/1997 Grimes
5,694,956 A 12/1997 Grinszpan

(Continued)

(22) Filed: **Mar. 16, 2012**
(51) **LOC (9) Cl.** **28-03**
(52) **U.S. Cl.** **D28/42**
(58) **Field of Classification Search** D28/21-34,
D28/39-43; 132/101, 126, 128-131, 144,
132/148, 219, 275-284
See application file for complete search history.

FOREIGN PATENT DOCUMENTS

NL 1001705 9/1996

OTHER PUBLICATIONS

The New Bandette Comb, LOC-A-LOC, Inc., found at <http://www.localoc.net/id55.html>, printed on Aug. 5, 2009.

Primary Examiner — Zenia Bennett

(74) *Attorney, Agent, or Firm* — Rahman LLC

(56) **References Cited**

U.S. PATENT DOCUMENTS

169,578 A 11/1875 Poppenhusen
673,098 A 4/1901 Tissier
694,934 A 3/1902 Machado
794,479 A 7/1905 Austin
840,681 A 1/1907 Becker
849,766 A 4/1907 Baker
902,317 A 10/1908 Nichols
930,195 A 8/1909 Kohn
941,586 A 11/1909 Purdy
1,052,310 A 2/1913 Burlando
1,182,242 A 5/1916 Bennett
1,241,960 A 10/1917 Gould
1,386,296 A 8/1921 Wessa
1,533,380 A 4/1925 Burkhart
1,795,598 A 3/1931 Fulton
2,428,985 A 10/1947 O'Neill
2,454,642 A 11/1948 Finman
2,496,487 A 2/1950 Moses
2,509,658 A 5/1950 Wallace
2,649,763 A 8/1953 Buergi-Schenk
3,055,377 A 9/1962 Guinett et al.
3,120,852 A 2/1964 Sawyer
3,645,278 A 2/1972 Abraham

(57) **CLAIM**

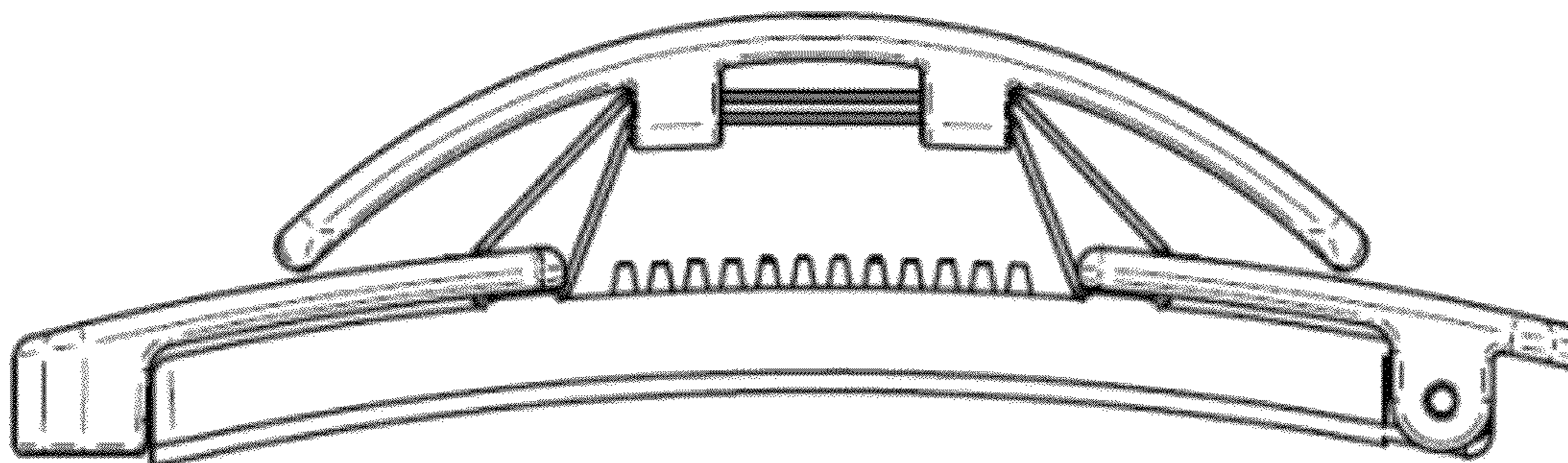
The ornamental design for a hair clip, as shown and described.

DESCRIPTION

This application claims priority to U.S. Utility patent application No. 12/694,687 filed on Jan. 27, 2010, the complete disclosure of which, in its entirety, is herein incorporated by reference.

FIG. 1 is a front perspective view of a hair clip;
FIG. 2 is a front view thereof;
FIG. 3 is a left side view thereof;
FIG. 4 is a right side view thereof;
FIG. 5 is a top view thereof;
FIG. 6 is an angled top view thereof;
FIG. 7 is another angled top view thereof;
FIG. 8 is a rear view thereof; and,
FIG. 9 is an angled rear view thereof.

1 Claim, 3 Drawing Sheets



US D667,167 S

Page 2

U.S. PATENT DOCUMENTS							
5,816,267	A	10/1998	Chou	7,013,900	B2	3/2006	Silva
5,890,497	A	4/1999	Tsai	7,373,940	B1	5/2008	Lloyd
5,896,862	A	4/1999	Hwang	D590,994	S *	4/2009	Hsu D28/43
6,035,499	A	3/2000	Ninomiya	D605,361	S *	12/2009	Hsu D28/42
6,050,272	A	4/2000	Droin	D605,814	S *	12/2009	Hsu D28/42
6,186,151	B1	2/2001	Newlin	D627,928	S *	11/2010	Hsu D28/42
6,267,119	B1	7/2001	Silva	2004/0103911	A1	6/2004	Salvero
6,267,120	B1	7/2001	Serignat	2005/0199255	A1	9/2005	Silva
6,439,242	B1	8/2002	Head et al.	2008/0127991	A1	6/2008	Moreland
6,578,585	B1	6/2003	Stachowski et al.	2008/0216862	A1	9/2008	Silva
6,612,312	B2	9/2003	Silva	2008/0302382	A1	12/2008	Wang
D511,863	S *	11/2005	Lau D28/42				

* cited by examiner

FIG. 1




FIG. 2




FIG. 3




FIG. 4




FIG. 5

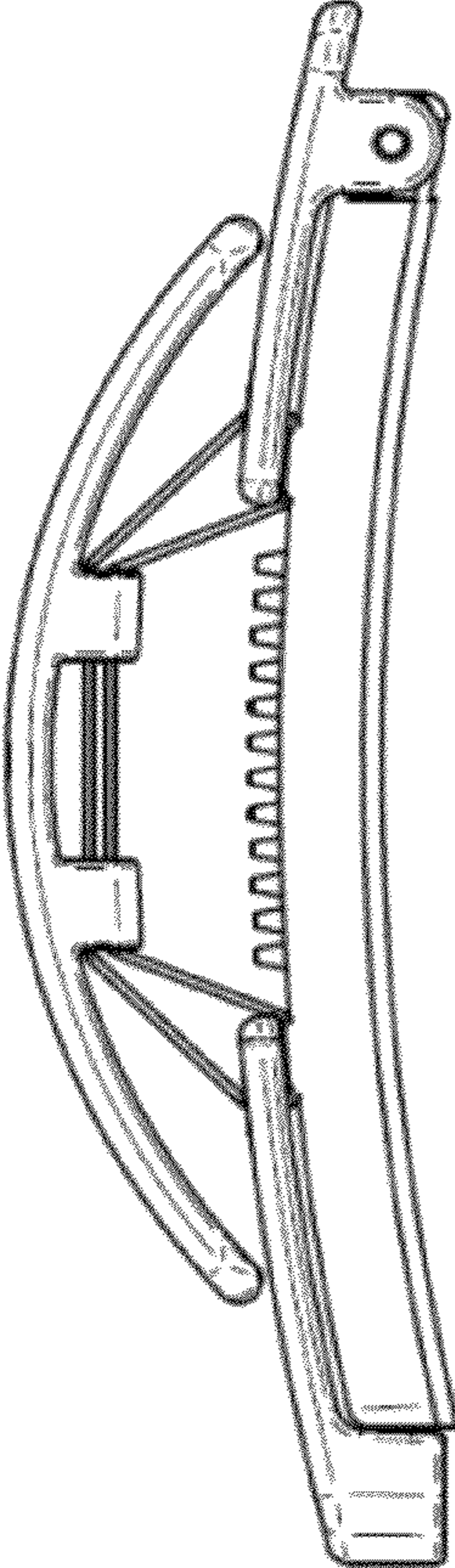


FIG. 6

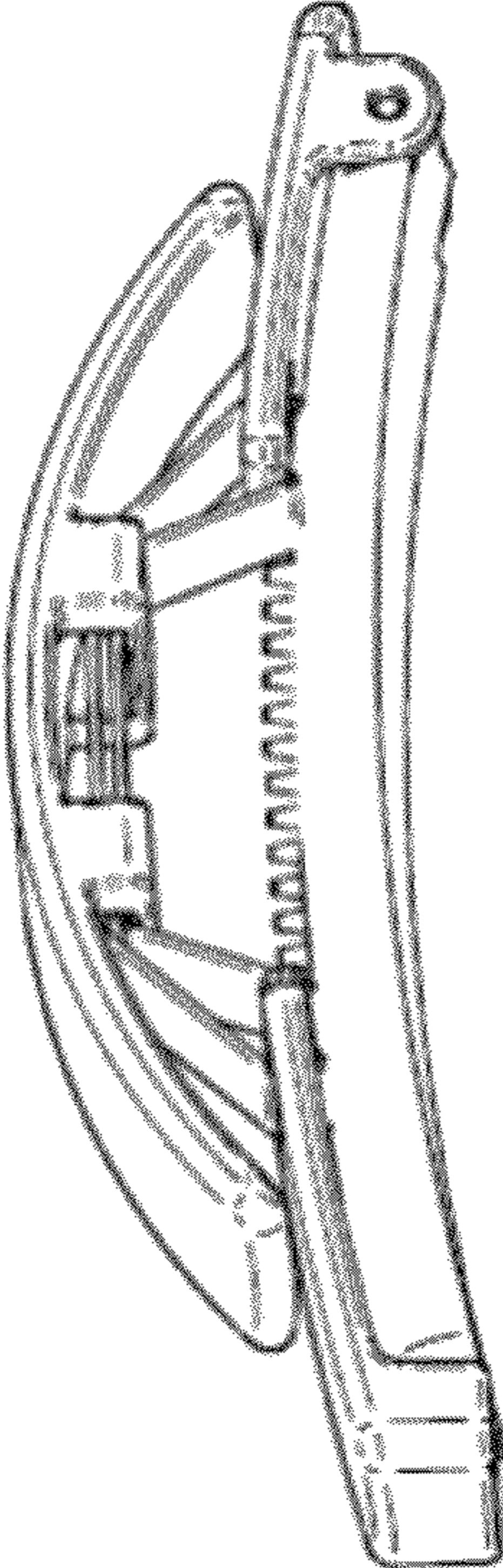


FIG. 7

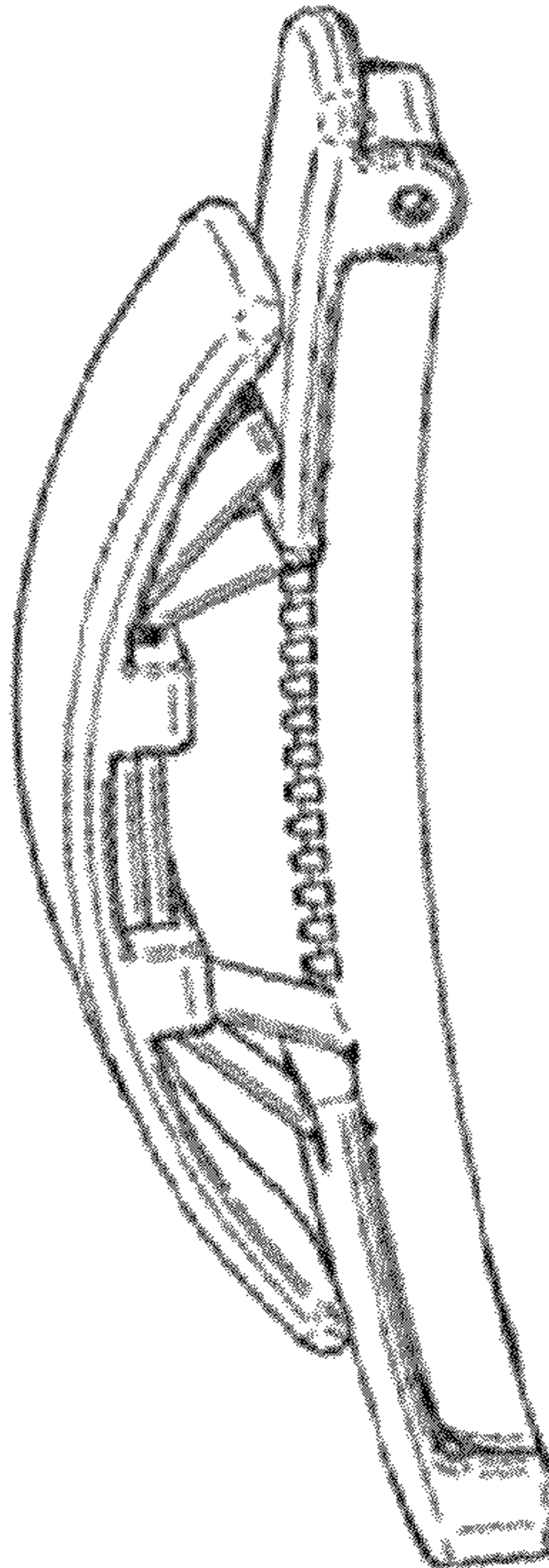


FIG. 8




FIG. 9

