

US00D667165S

(12) **United States Design Patent**
Strube

(10) **Patent No.:** **US D667,165 S**

(45) **Date of Patent:** **** Sep. 11, 2012**

(54) **SCOOP FOR COSMETICS**

(76) Inventor: **Karen S. Strube**, Lewisville, TX (US)

(**) Term: **14 Years**

(21) Appl. No.: **29/405,851**

(22) Filed: **Nov. 7, 2011**

(51) **LOC (9) Cl.** **28-02**

(52) **U.S. Cl.** **D28/7**

(58) **Field of Classification Search** D28/7,
D28/8, 20-22, 30-31, 76, 85, 99; 132/108,
132/202, 208, 317.32; 401/202-207, 261-267;
D4/132-135; D24/119; D7/361, 395, 688;
D32/40-45

See application file for complete search history.

(56) **References Cited**

U.S. PATENT DOCUMENTS

D315,792 S *	3/1991	Kachigian	D24/147
D335,706 S *	5/1993	Mohajer	D24/119
D423,100 S *	4/2000	Maissami	D24/152
D500,410 S *	1/2005	Dragan	D4/119
D604,125 S *	11/2009	Griffith	D7/688
D613,452 S *	4/2010	Angeletta	D28/7
D616,713 S *	6/2010	Jossem	D7/688
D618,521 S *	6/2010	Jalet et al.	D7/688
D629,266 S *	12/2010	Bird	D7/688

* cited by examiner

Primary Examiner — Zenia Bennett

(74) *Attorney, Agent, or Firm* — Seed IP Law Group, PLLC

(57) **CLAIM**

The ornamental design for a scoop for cosmetics, as shown and described.

DESCRIPTION

FIG. 1 is a front perspective view of a scoop for cosmetics showing a first embodiment of my new design.

FIG. 2 is a front elevation view thereof.

FIG. 3 is a rear elevation view thereof.

FIG. 4 is a left side elevation view thereof.

FIG. 5 is a right side elevation view thereof.

FIG. 6 is a top plan view thereof.

FIG. 7 is a bottom plan view thereof.

FIG. 8 is a front perspective view of a scoop for cosmetics showing a second embodiment of my new design.

FIG. 9 is a front elevation view thereof.

FIG. 10 is a rear elevation view thereof.

FIG. 11 is a left side elevation view thereof.

FIG. 12 is a right side elevation view thereof.

FIG. 13 is a top plan view thereof; and,

FIG. 14 is a bottom plan view thereof.

The broken lines in the figures form no part of the claimed design.

1 Claim, 4 Drawing Sheets

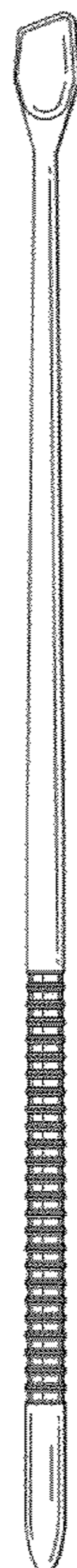




FIG. 1

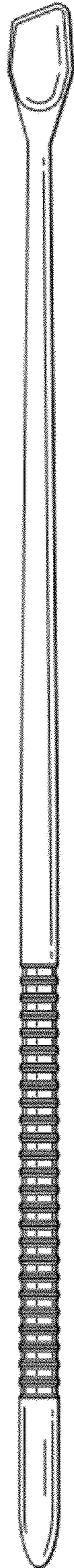


FIG. 2




FIG. 3



FIG. 4



FIG. 5




FIG. 6



FIG. 7




FIG. 8

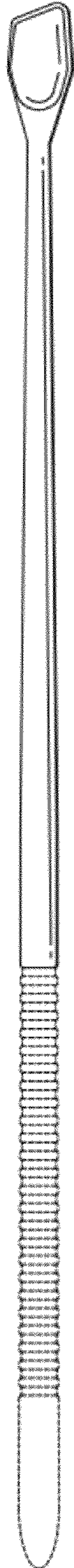


FIG. 9




FIG. 10



FIG. 11



FIG. 12

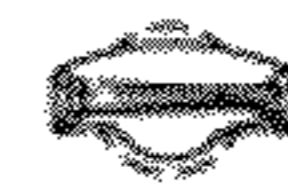


FIG. 13



FIG. 14