

US00D667163S

(12) **United States Design Patent**
Blum et al.

(10) **Patent No.:** **US D667,163 S**
(45) **Date of Patent:** **** Sep. 11, 2012**

(54) **LUMINAIRE**

(75) Inventors: **Darren Blum**, San Mateo, CA (US);
Peter Y. Y. Ngai, Alamo, CA (US);
Michael Trung Tran, Oakland, CA (US)

(73) Assignee: **ABL IP Holding, LLC**, Conyers, GA (US)

(**) Term: **14 Years**

(21) Appl. No.: **29/391,199**

(22) Filed: **May 4, 2011**

(51) **LOC (9) Cl.** **26-99**

(52) **U.S. Cl.** **D26/118**

(58) **Field of Classification Search** D26/81,
D26/85, 86, 68, 76, 72, 118, 120, 138, 155,
D26/113, 121, 122, 124, 128, 130, 142, 84,
D26/3, 80, 24, 2, 65, 63, 60, 62, 70, 71, 87,
D26/74, 137, 61, 152, 153, 154, 141, 145,
D26/82, 83, 93, 134; 362/407, 368, 92, 555,
362/545, 413, 367, 102, 147, 365, 366, 364,
362/371, 327, 405; 165/80.3, 104.33, 104.21;
D13/178, 180, 133, 146, 136, 134; 248/303;
D8/370, 367, 354; D25/126, 38; D6/549,
D6/524; 439/232, 241, 236, 242

See application file for complete search history.

(56) **References Cited**

U.S. PATENT DOCUMENTS

53,152	A	4/1919	Irwin	
D87,964	S	7/1932	Howell	
D94,669	S	2/1935	Drake	
2,770,717	A *	11/1956	Schwartz et al.	362/222
D185,976	S	8/1959	Meyer	
D203,060	S *	11/1965	Schaefer	D26/76
D205,004	S	6/1966	Puszka	
D322,142	S	12/1991	Gismondi	
D325,998	S	5/1992	Shaw	
D339,654	S	9/1993	Chan	
D362,081	S	9/1995	Bilbrey	
D403,458	S *	12/1998	Walz	D26/85

D419,258	S *	1/2000	Pfister	D26/87
D454,971	S *	3/2002	Crosby	D26/85
6,565,231	B1	5/2003	Cok	
D548,872	S	8/2007	Dubbeldam et al.	
D565,778	S *	4/2008	Pedersen	D26/84
D569,539	S *	5/2008	Behar et al.	D26/63
D575,892	S *	8/2008	Chandler	D26/84
D581,574	S *	11/2008	Cercone	D26/77
D585,153	S *	1/2009	Maxik et al.	D26/85
D589,640	S *	3/2009	Janssen	D26/90
D595,447	S *	6/2009	Purcell	D26/85
D600,399	S	9/2009	Sonobe	
D608,040	S *	1/2010	Guercio	D26/71
D608,935	S *	1/2010	Pedersen	D26/85
D609,387	S *	2/2010	Compton	D26/85
D609,843	S	2/2010	Ngai et al.	
D610,297	S	2/2010	Ngai et al.	
D610,300	S	2/2010	Ngai et al.	

(Continued)

Primary Examiner — Kevin Rudzinski

(74) *Attorney, Agent, or Firm* — Beeson Skinner Beverly, LLP

(57) **CLAIM**

The ornamental design for a luminaire, as shown and described.

DESCRIPTION

FIG. 1 is a bottom perspective view of a luminaire showing our new design;

FIG. 2 is a bottom plan view thereof;

FIG. 3 is a left side elevational view thereof, the right side being a mirror image;

FIG. 4 is a top plan view thereof;

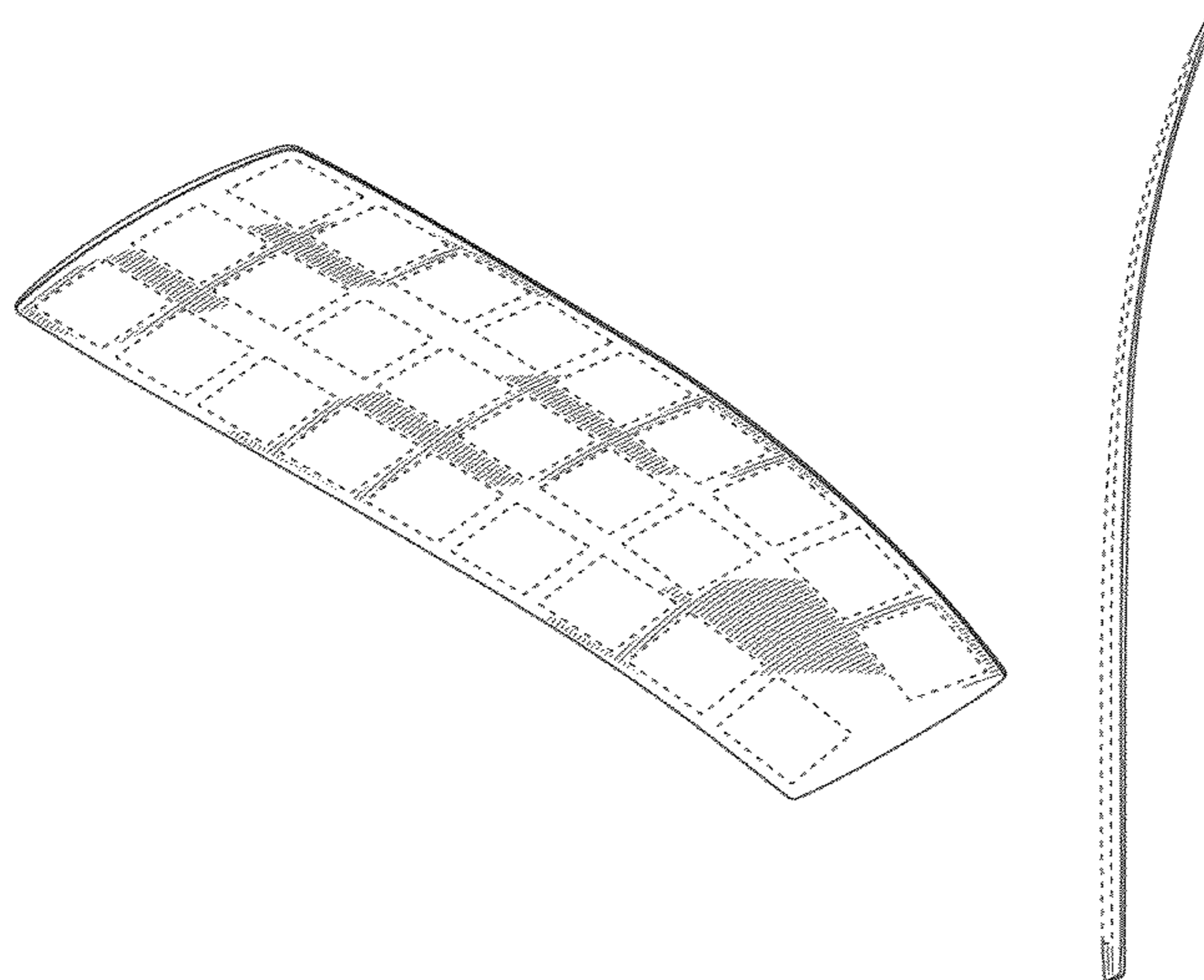
FIG. 5 is a rear elevational view thereof; and,

FIG. 6 is a front elevational view.

The characteristic feature of the design resides in the overall shape of the luminaire.

The broken line showing of square area light sources in FIGS. 1, 2 and 5 illustrate environmental structure and forms no part of the claimed design.

1 Claim, 3 Drawing Sheets



US D667,163 S

Page 2

U.S. PATENT DOCUMENTS

D618,839 S	6/2010	Ngai et al.		D626,274 S *	10/2010	Verelst	D26/85
D618,840 S	6/2010	Ngai et al.		D626,275 S *	10/2010	Sabernig	D26/85
D623,339 S *	9/2010	Schlabach	D26/85	D631,601 S *	1/2011	Lodhie	D26/122
D623,794 S	9/2010	Ngai et al.		D634,471 S *	3/2011	Hsieh	D26/118
D626,271 S *	10/2010	Verelst	D26/85	D637,754 S *	5/2011	Baker et al.	D26/118

* cited by examiner

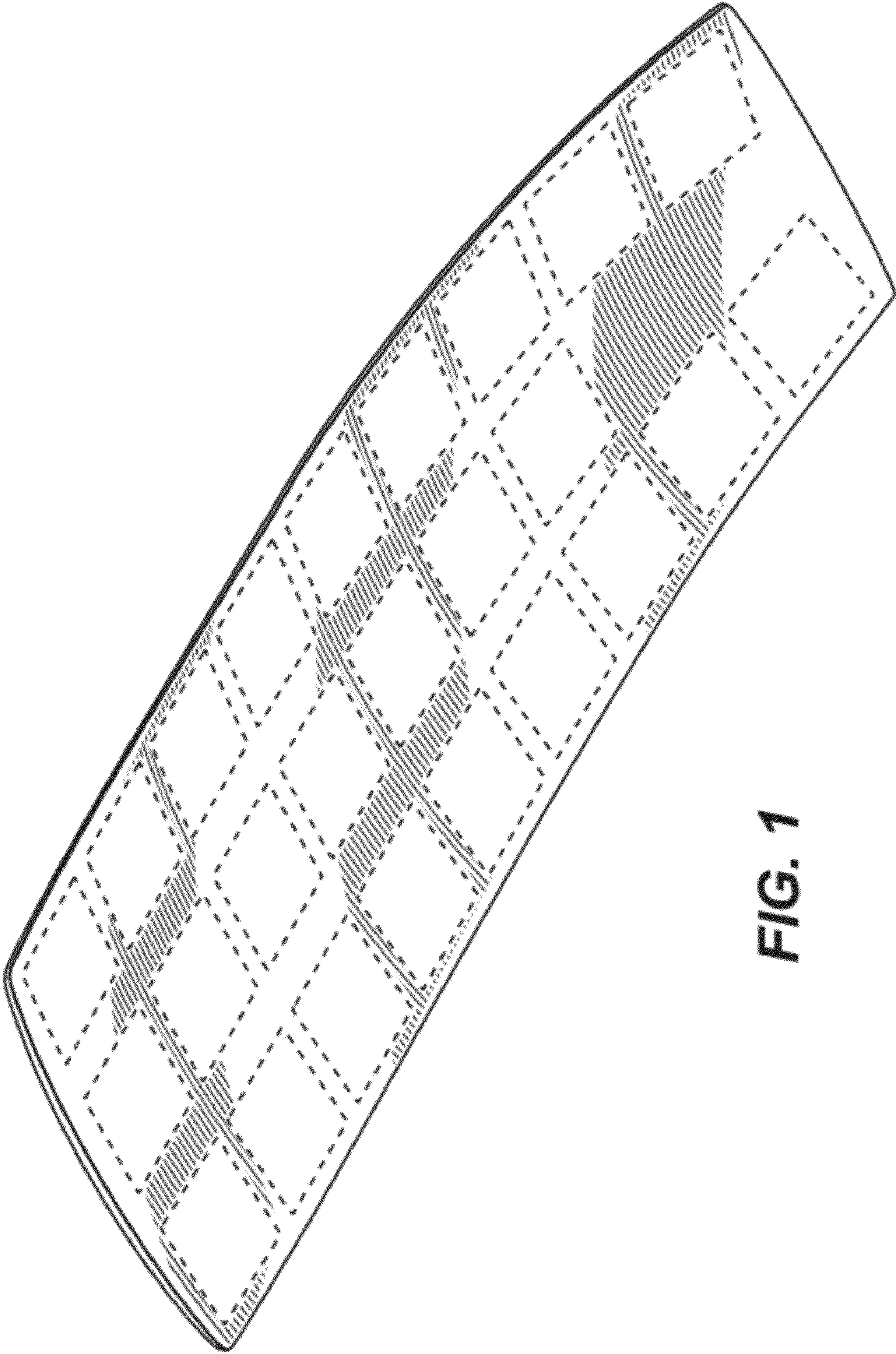


FIG. 1

FIG. 2

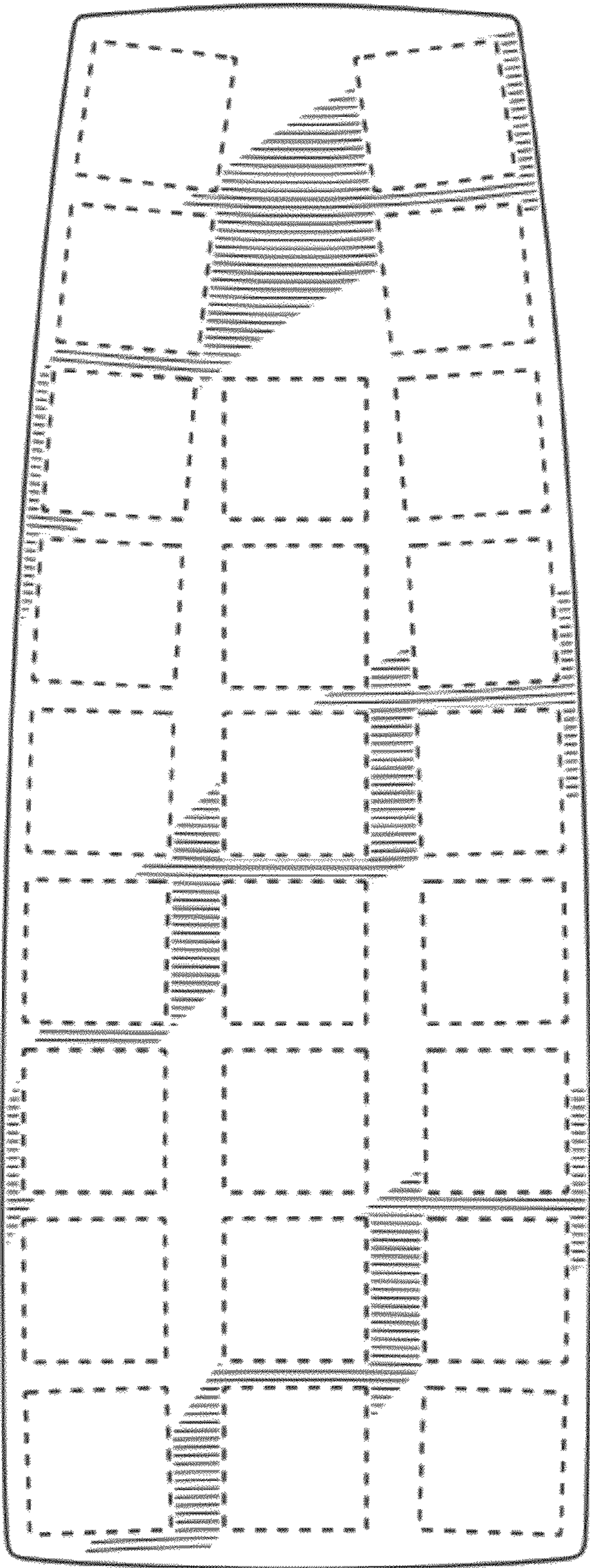


FIG. 3




FIG. 5

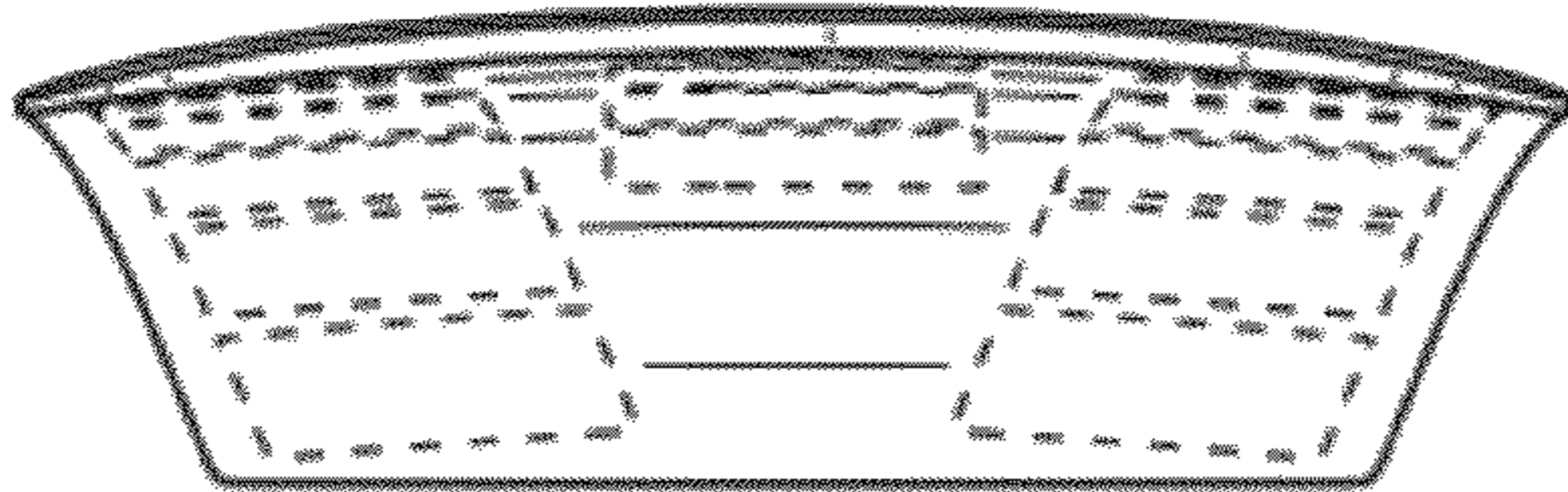


FIG. 4

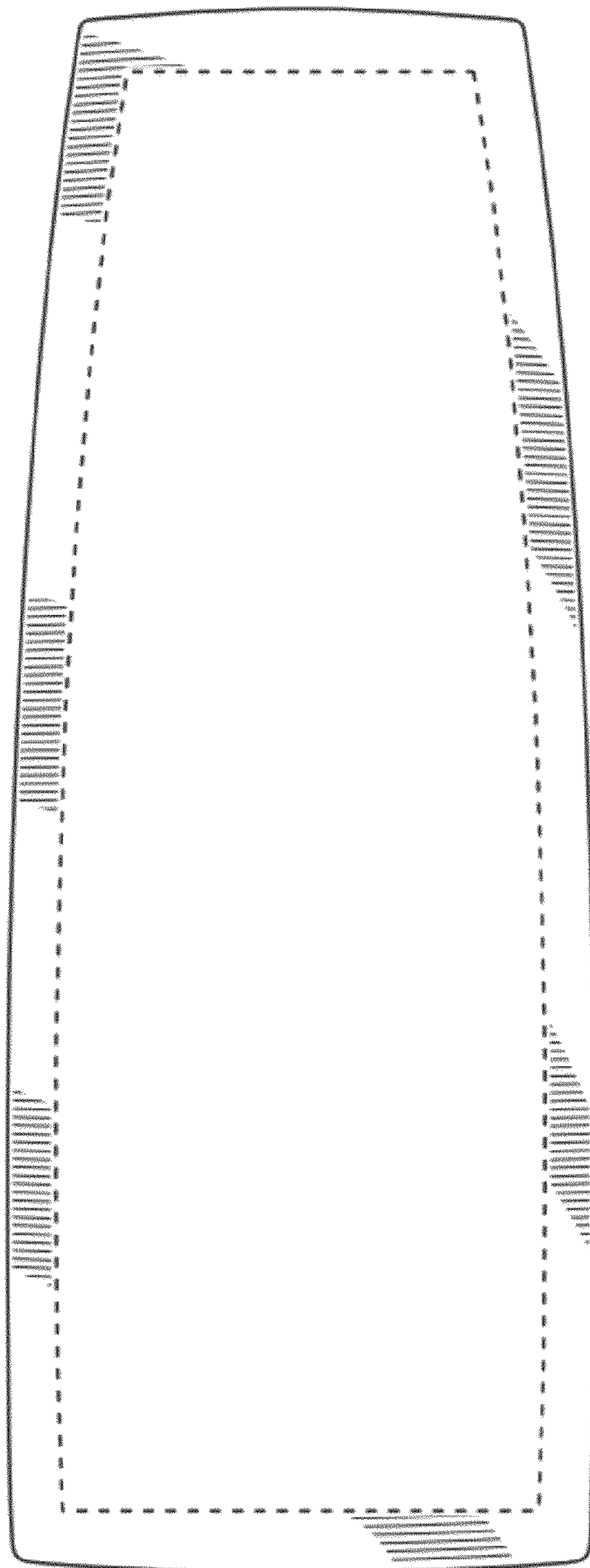


FIG. 6

