

US00D667158S

(12) **United States Design Patent**
Fisher et al.

(10) **Patent No.:** **US D667,158 S**
(45) **Date of Patent:** **** Sep. 11, 2012**

(54) **LIGHTING FIXTURE**

(75) Inventors: **Andrew G. Fisher**, San Francisco, CA (US); **Jeffrey H. Weisman**, San Francisco, CA (US)

(73) Assignee: **Boyd Lighting Fixture Company**, San Francisco, CA (US)

(**) Term: **14 Years**

(21) Appl. No.: **29/416,366**

(22) Filed: **Mar. 21, 2012**

(51) **LOC (9) Cl.** **26-03**

(52) **U.S. Cl.** **D26/80**

(58) **Field of Classification Search** D26/80,
D26/83, 84, 86, 88-90, 124, 128, 131, 135;
362/147, 404-408

See application file for complete search history.

(56) **References Cited**

U.S. PATENT DOCUMENTS

D88,756 S *	12/1932	Cook	D26/88
D181,554 S	11/1957	Stiffel		
2,863,041 A	12/1958	Steinbach		
3,113,679 A	12/1963	Smith		
D210,796 S	4/1968	Jones		
D210,797 S	4/1968	Jones		
D226,532 S	3/1973	Ishii		
D342,339 S	12/1993	Lin		
D354,579 S	1/1995	Chan		
D367,334 S *	2/1996	Porter et al.	D26/88
D404,167 S *	1/1999	Dolan	D26/88
D404,810 S *	1/1999	Liu	D23/411
D441,119 S	4/2001	Crosby		
D444,895 S	7/2001	Moriyama et al.		
D459,526 S *	6/2002	Dolan	D26/88
6,398,391 B1	6/2002	Huang		
D482,815 S	11/2003	Rugee		
6,863,423 B2	3/2005	Stone et al.		
D505,513 S	5/2005	Rugee		
D508,294 S	8/2005	Rugee		

D533,299 S	12/2006	Rugee		
D536,479 S	2/2007	Rugee		
D536,820 S	2/2007	Crosby		
D538,460 S	3/2007	Rugee		
D545,998 S	7/2007	Mazzie, Jr.		
D557,446 S *	12/2007	Hsu	D26/88
D557,852 S	12/2007	Sanoner		
D592,790 S *	5/2009	Sabernig	D26/83
D597,243 S *	7/2009	Trumble et al.	D26/84
D606,234 S *	12/2009	Sperling	D26/88
D612,535 S *	3/2010	Fisher et al.	D26/154
D622,437 S	8/2010	Crosby		
D647,660 S *	10/2011	Steenhoudt	D26/83
D647,661 S *	10/2011	Steenhoudt	D26/84
2003/0016544 A1	1/2003	Huang		

OTHER PUBLICATIONS

Sherry Lue Williamson, pending U.S. Appl. No. 29/390,431, entitled "Wall Sconce", filed Apr. 25, 2011.

Tear Sheet for On the Rocks Sconce, designed by Sherry Lue Williamson, available from Boyd Lighting Fixture Company, Jun. 2010.

* cited by examiner

Primary Examiner — Clare E Heflin

(74) Attorney, Agent, or Firm — Heslin Rothenberg Farley & Mesiti P.C.

(57) **CLAIM**

The ornamental design for a lighting fixture, as shown and described.

DESCRIPTION

FIG. 1 is a perspective view of a lighting fixture in accordance with the new design;

FIG. 2 is a front elevational view thereof;

FIG. 3 is a left side elevational view thereof;

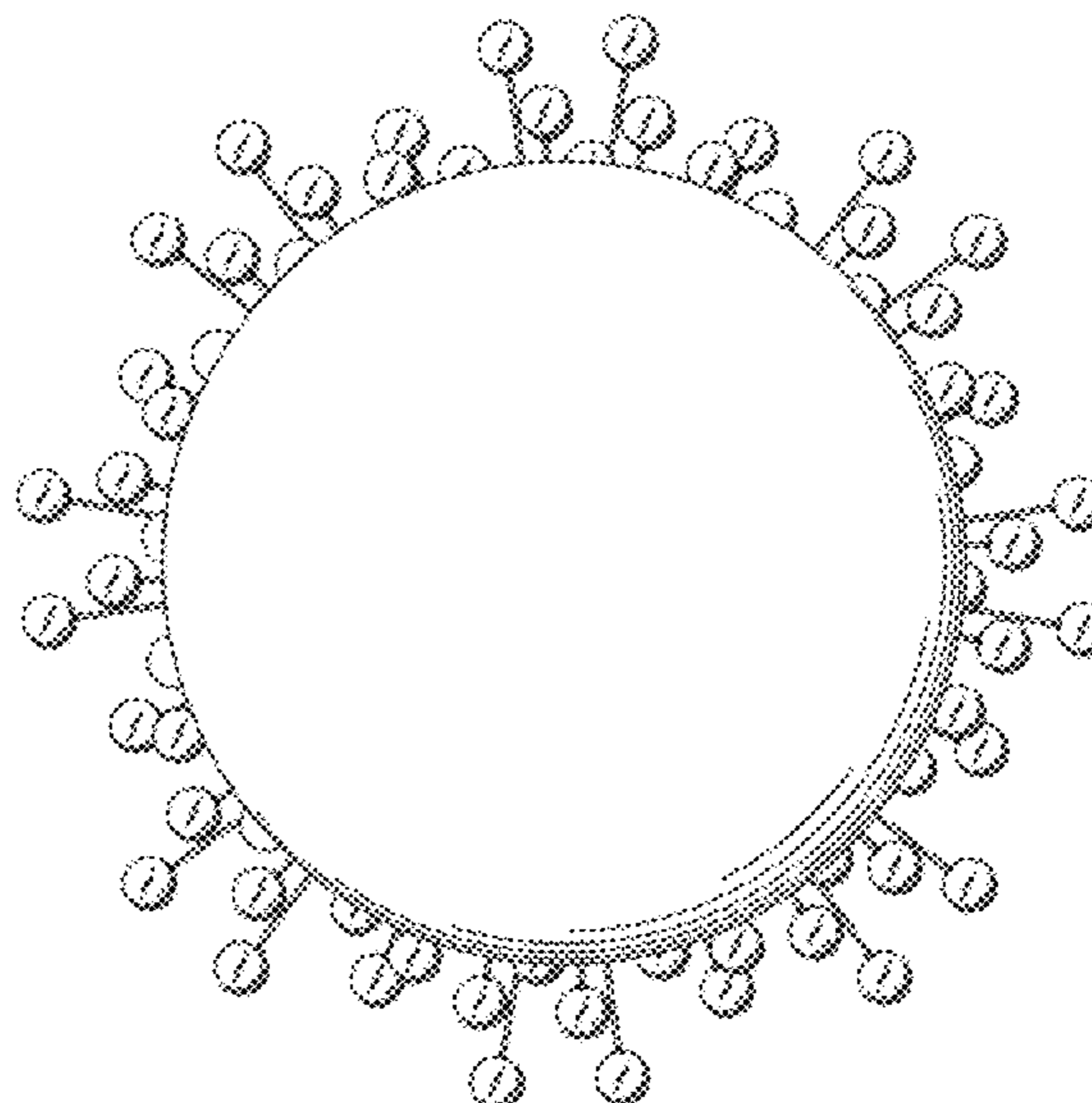
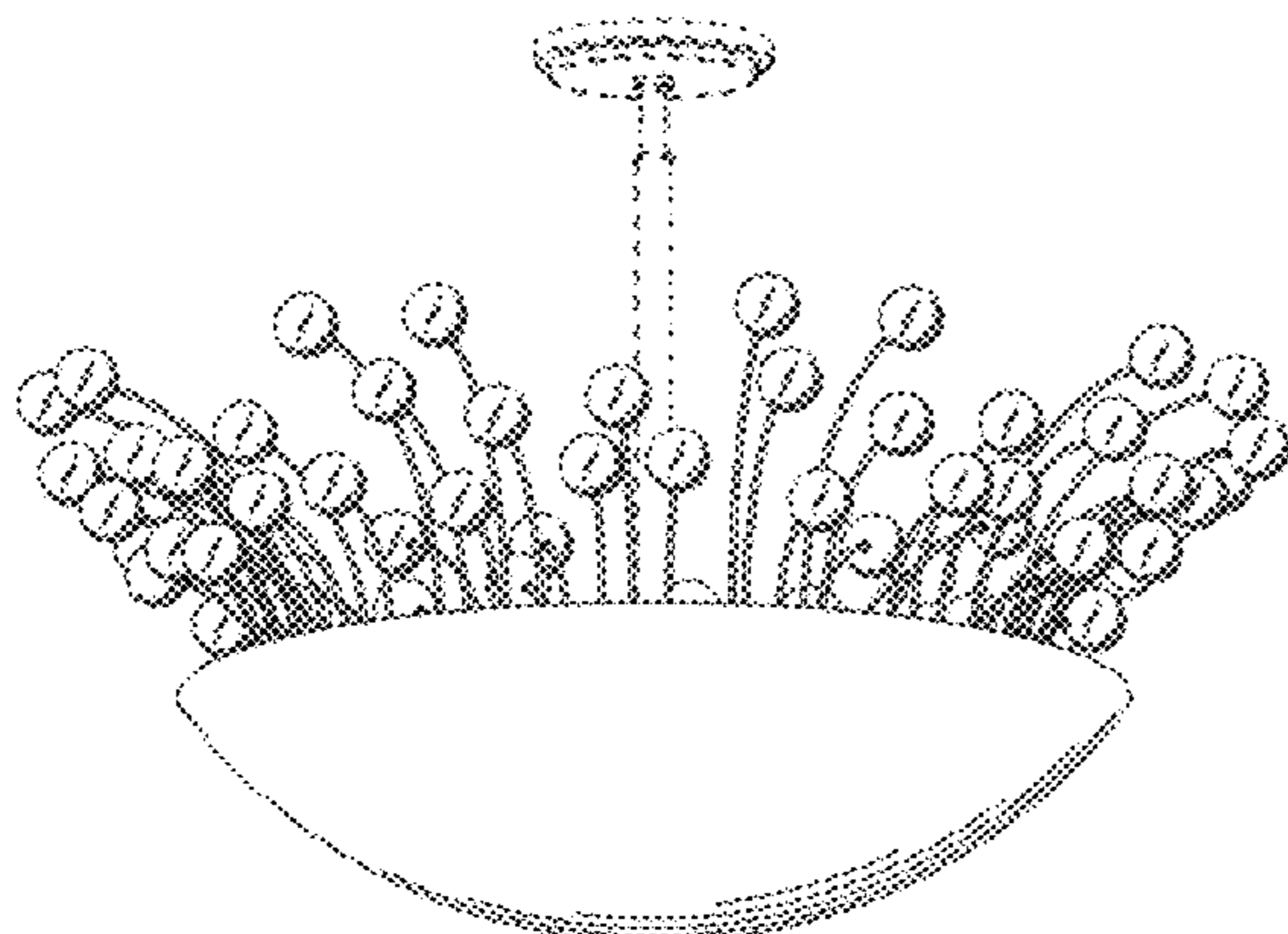
FIG. 4 is a right side elevational view thereof;

FIG. 5 is a rear elevational view thereof; and,

FIG. 6 is a bottom view thereof.

The broken lines in the figures are for illustration purposes only and form no part of the claimed invention.

1 Claim, 6 Drawing Sheets



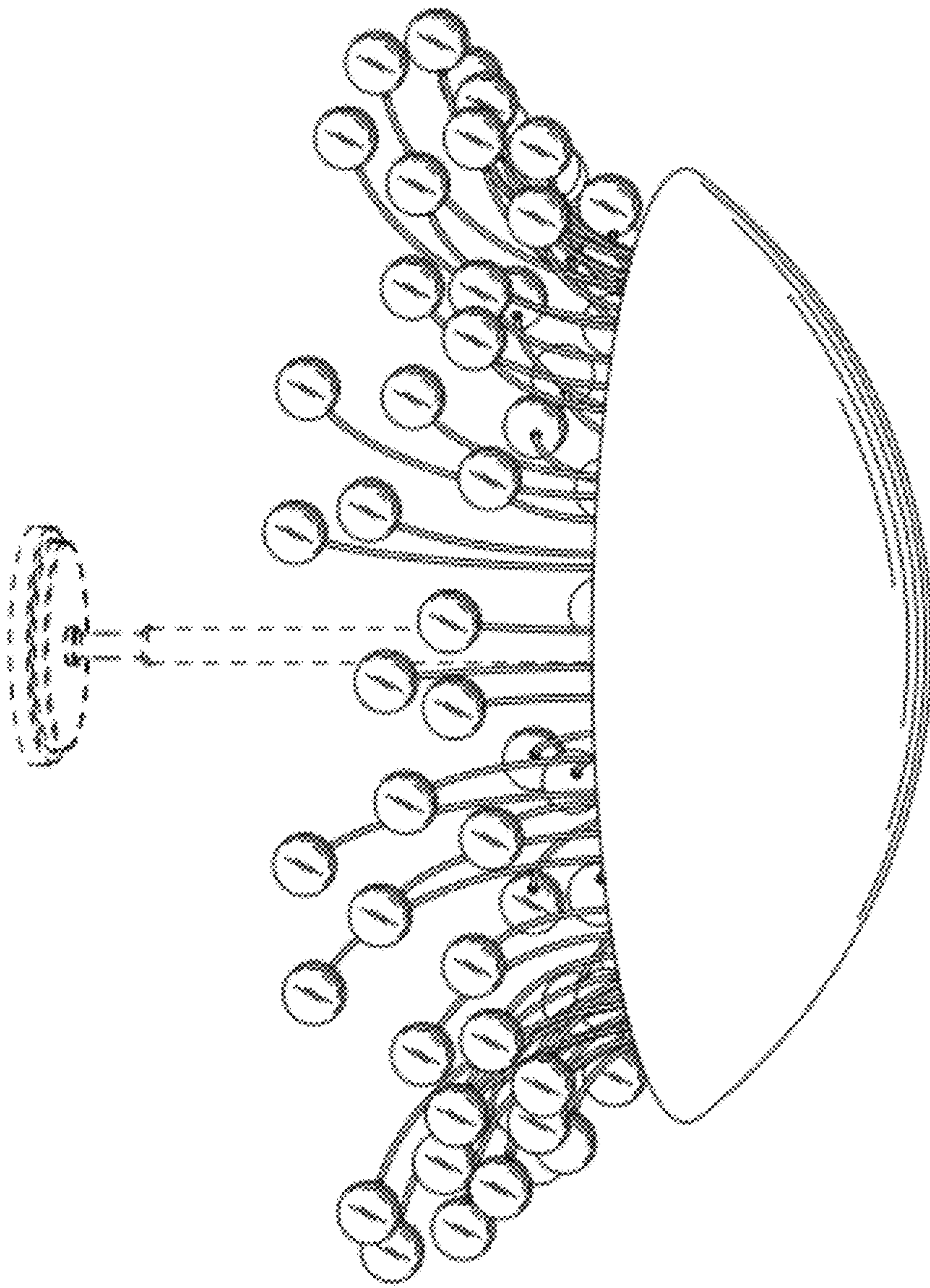


FIG. 1

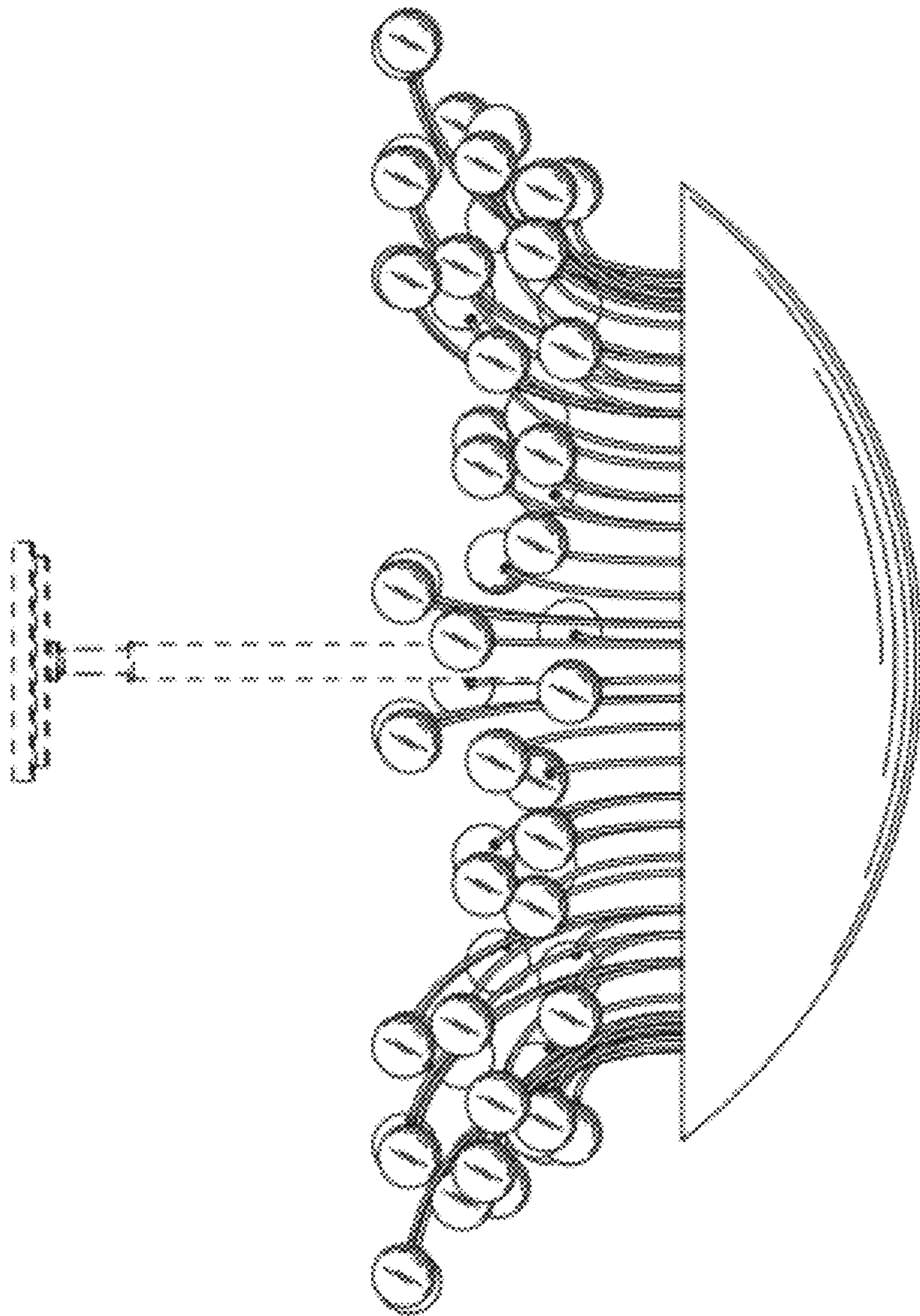


FIG. 2

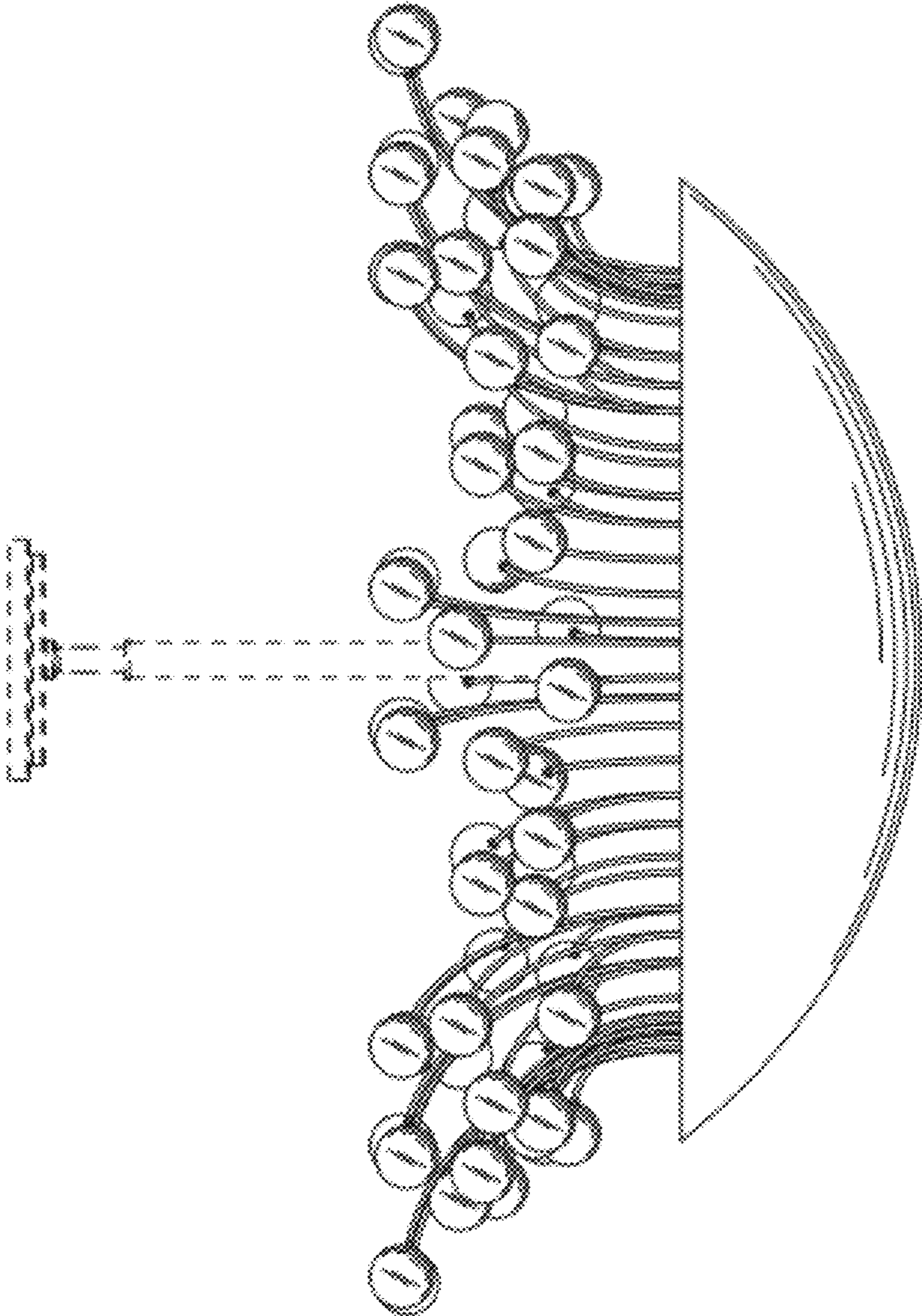


FIG. 3

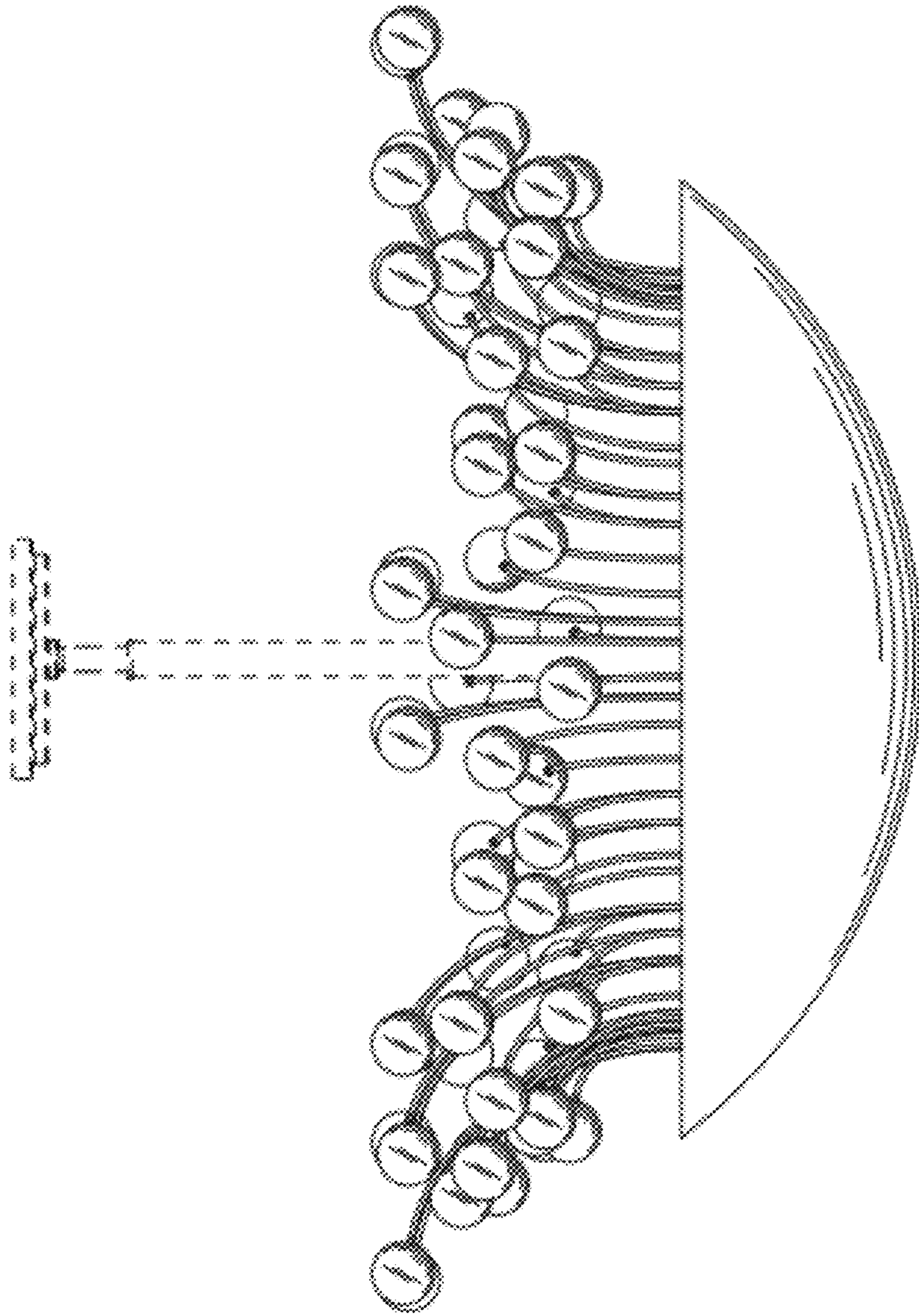


FIG. 4

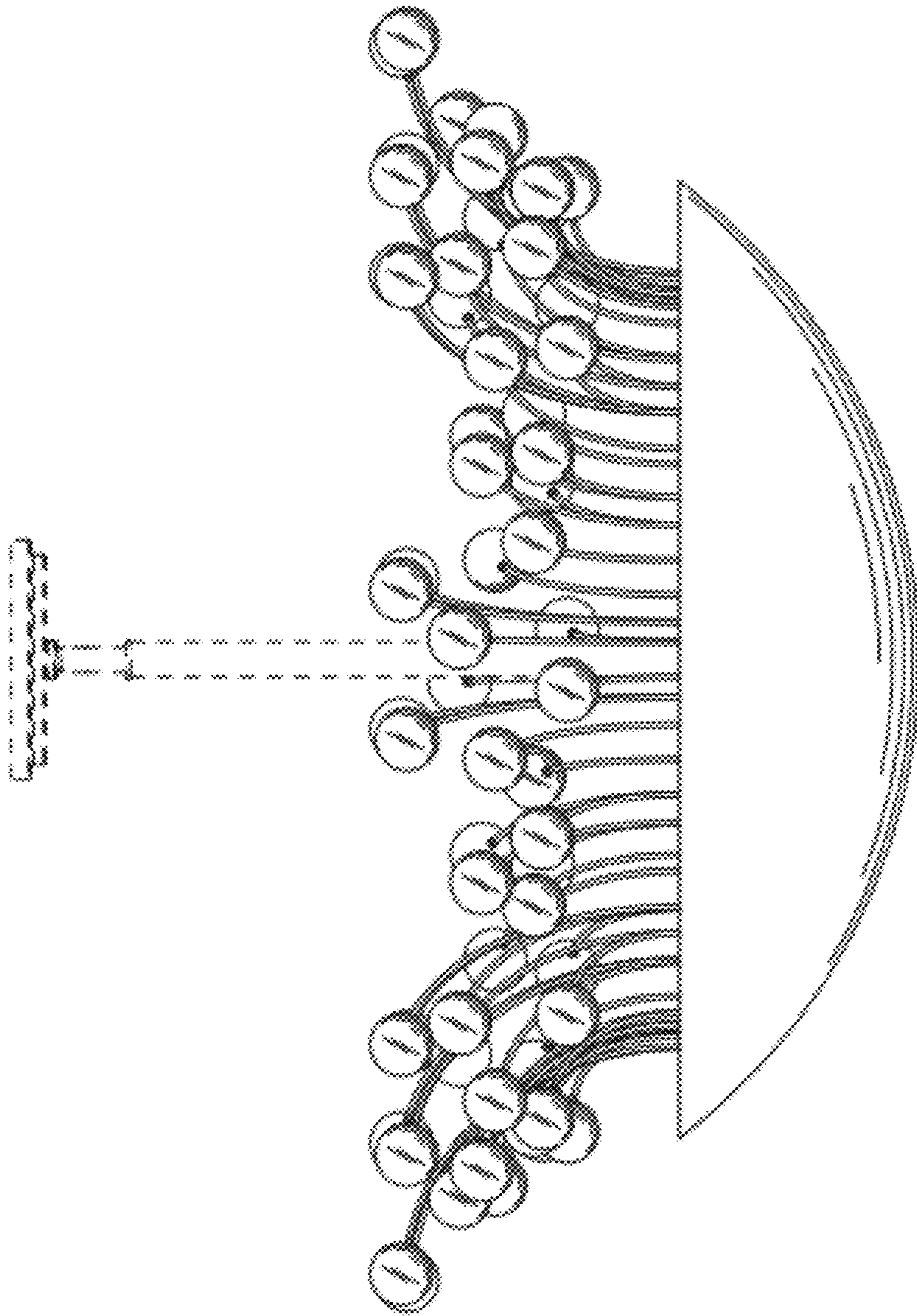


FIG. 5




FIG. 6