



US00D667119S

(12) **United States Design Patent**  
**Wodecki**

(10) **Patent No.:** **US D667,119 S**

(45) **Date of Patent:** **\*\* Sep. 11, 2012**

(54) **MAGNETIC RESONANCE LIMB SCANNER**

(75) Inventor: **Lionel Wodecki**, Maisons Alfort (FR)

(73) Assignee: **General Electric Company**,  
Schenectady, NY (US)

(\*\*) Term: **14 Years**

(21) Appl. No.: **29/379,682**

(22) Filed: **Nov. 23, 2010**

(51) **LOC (9) Cl.** ..... **24-01**

(52) **U.S. Cl.** ..... **D24/159**

(58) **Field of Classification Search** ..... D24/158-161,  
D24/186; 378/62, 68, 155, 195-198, 208,  
378/4, 15, 17, 20, 21, 23-27, 146

See application file for complete search history.

(56) **References Cited**

**U.S. PATENT DOCUMENTS**

4,093,859	A *	6/1978	Davis et al.	378/7
4,168,633	A *	9/1979	Ciavattini et al.	378/39
4,613,982	A *	9/1986	Dornheim et al.	378/37
4,852,134	A *	7/1989	Kinanen et al.	378/21
5,553,115	A *	9/1996	Odaka et al.	378/205

D474,277	S *	5/2003	Juni	D24/158
D492,998	S *	7/2004	Juni	D24/158
D549,340	S *	8/2007	Wang et al.	D24/158
7,394,888	B2 *	7/2008	Sukovic et al.	378/20
7,434,997	B2 *	10/2008	Koren	378/204
7,825,383	B2 *	11/2010	Vija et al.	378/17
2006/0210021	A1 *	9/2006	Matsumoto et al.	378/196

\* cited by examiner

*Primary Examiner* — Anhdao Doan

(74) *Attorney, Agent, or Firm* — Ziolkowski Patent Solutions Group, SC

(57) **CLAIM**

The ornamental design for a magnetic resonance limb scanner, as shown and described.

**DESCRIPTION**

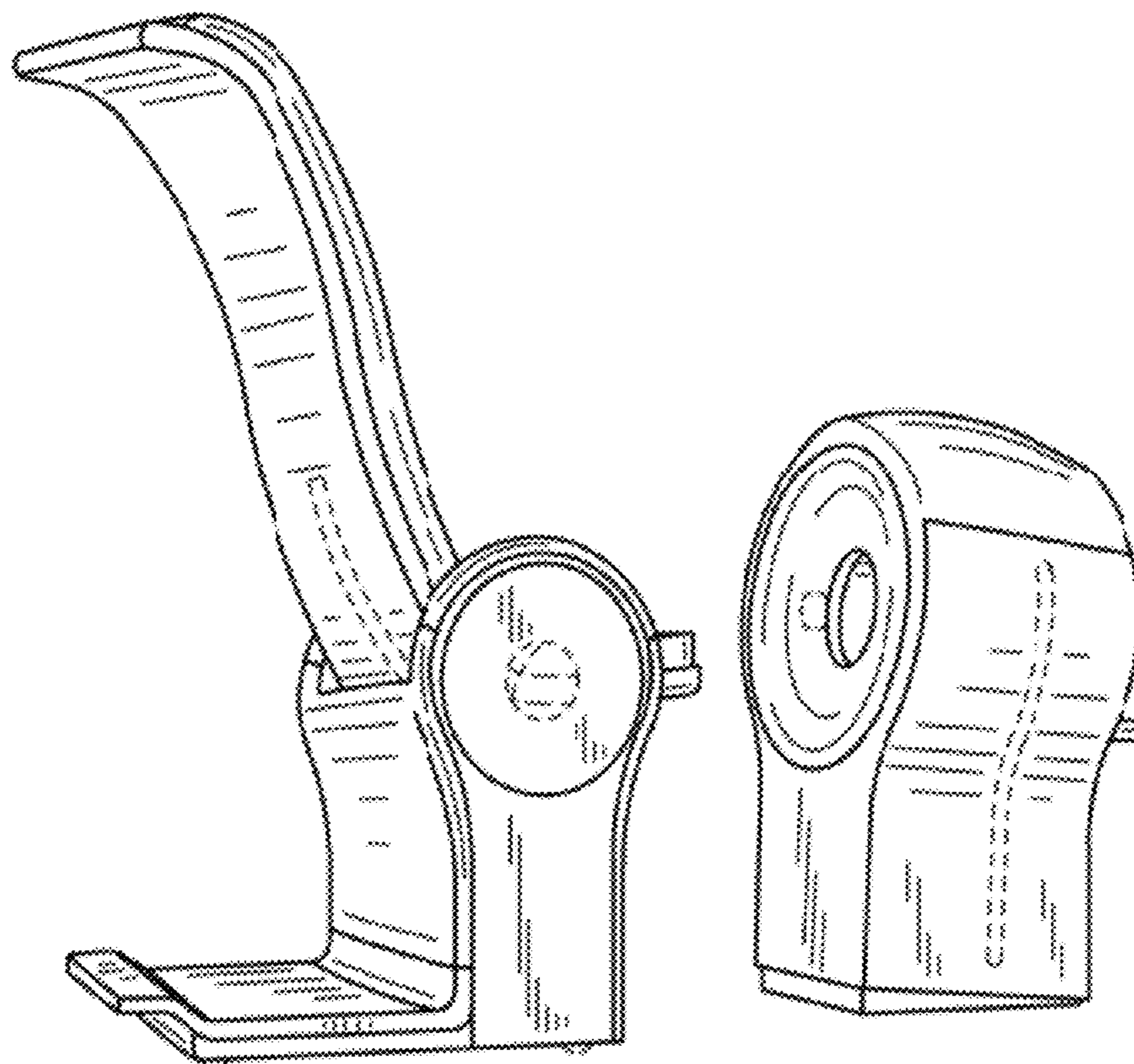
FIG. 1 is a rear perspective view of a magnetic resonance limb scanner in accordance with the present invention.

FIG. 2 is a front perspective view thereof; and,

FIG. 3 is a side view thereof.

The broken lines in the drawing views are included for the purpose of illustrating portions of the magnetic resonance limb scanner that form no part of the claimed design.

**1 Claim, 3 Drawing Sheets**



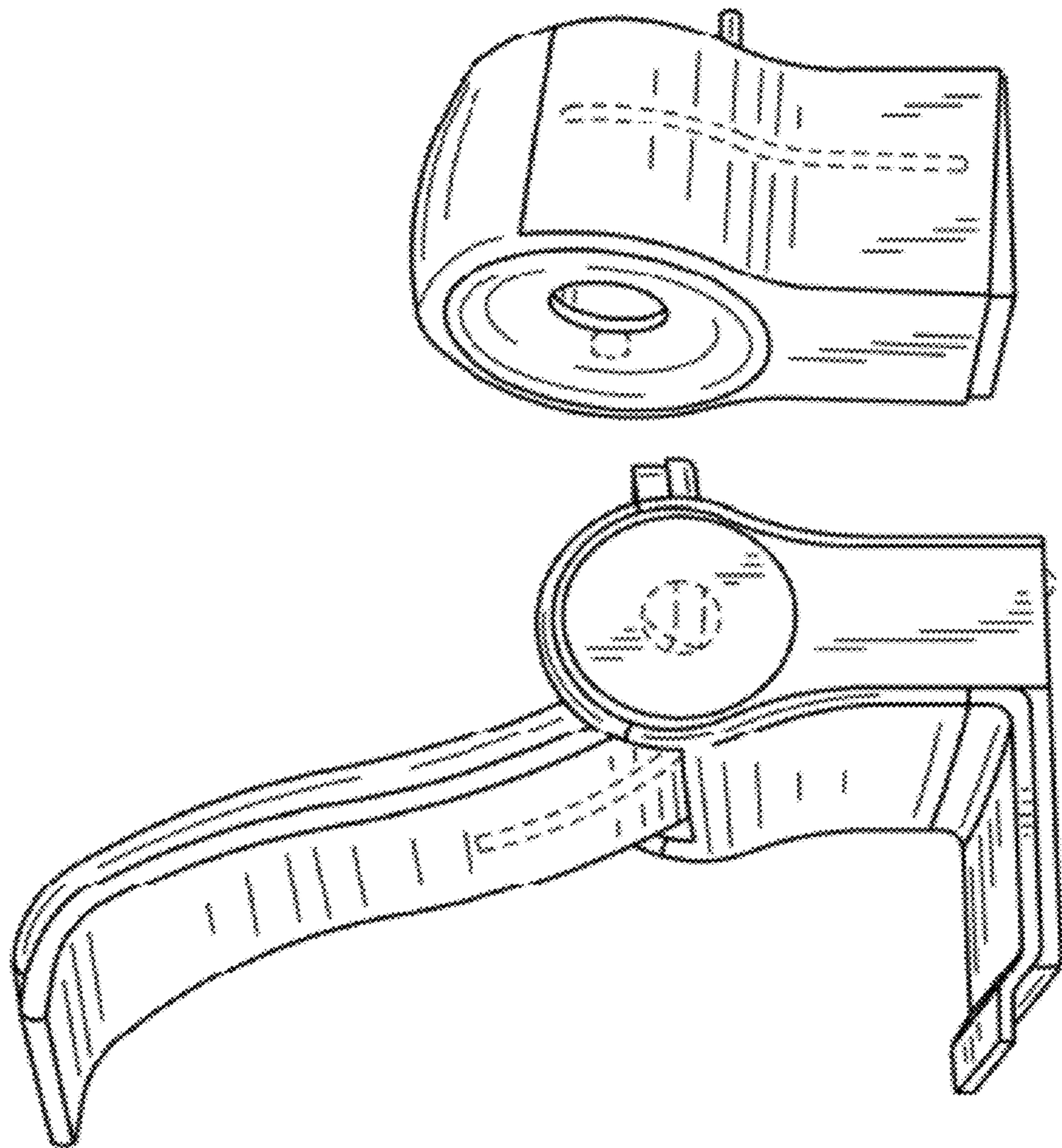


FIG. 1

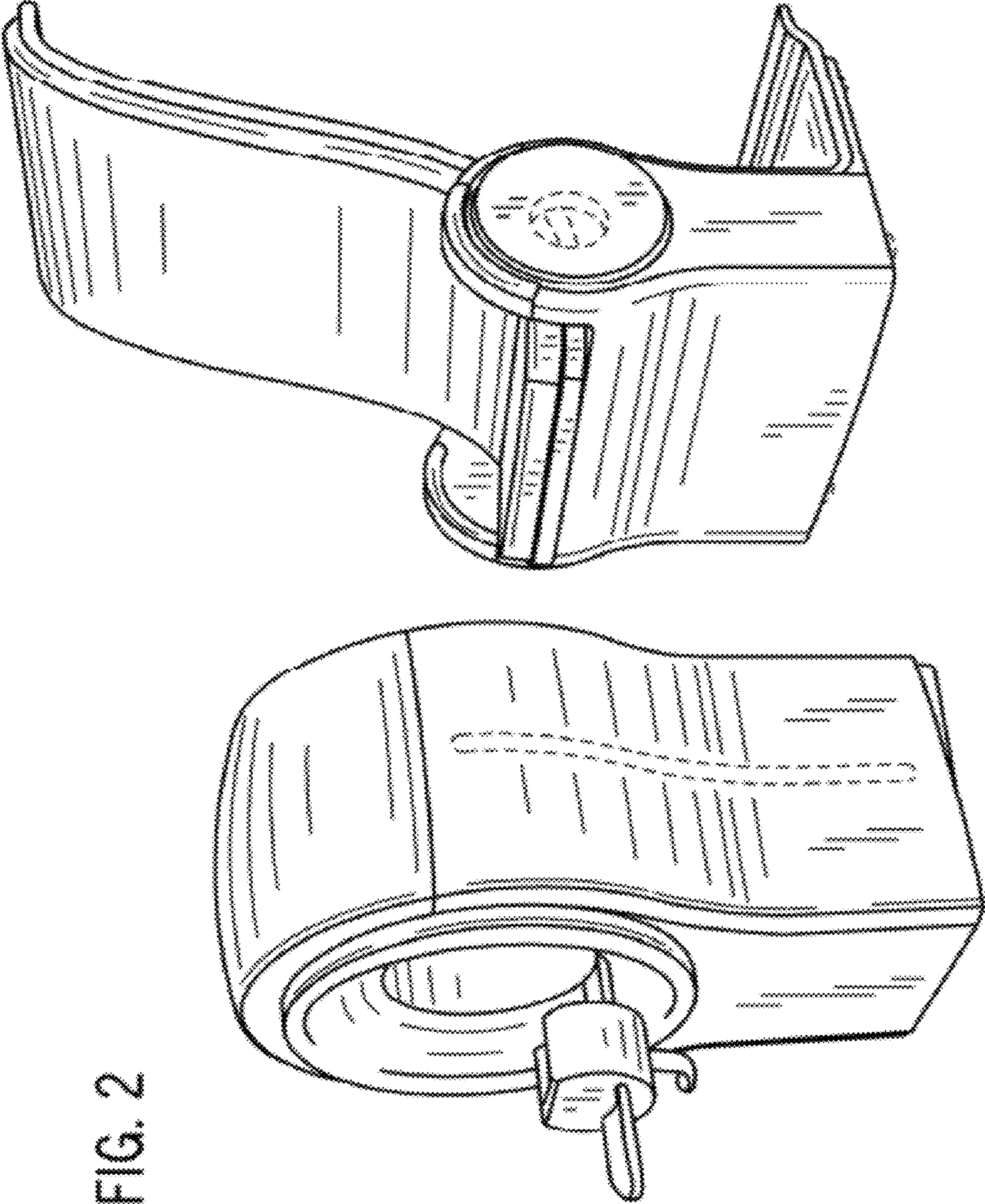


FIG. 2

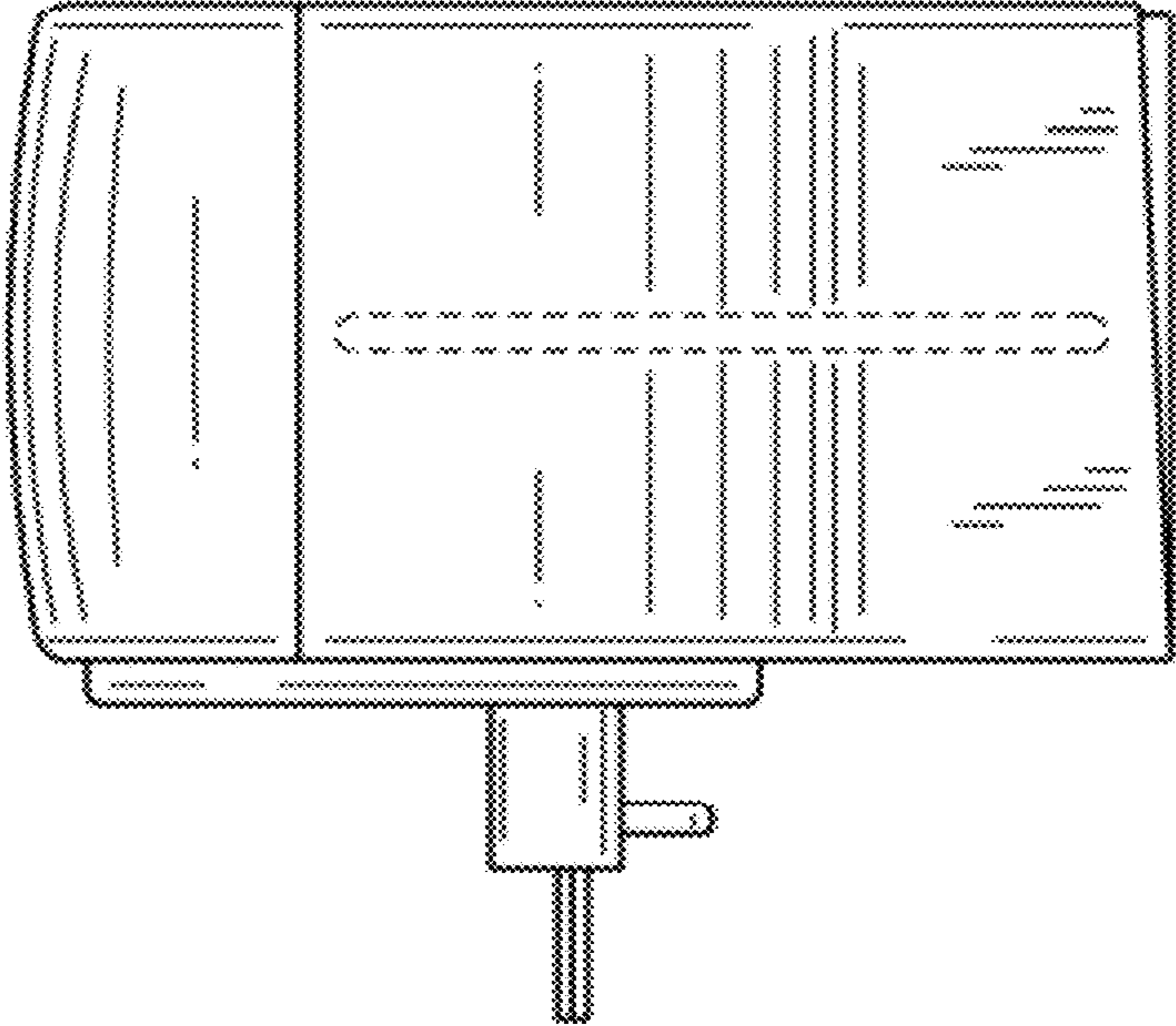
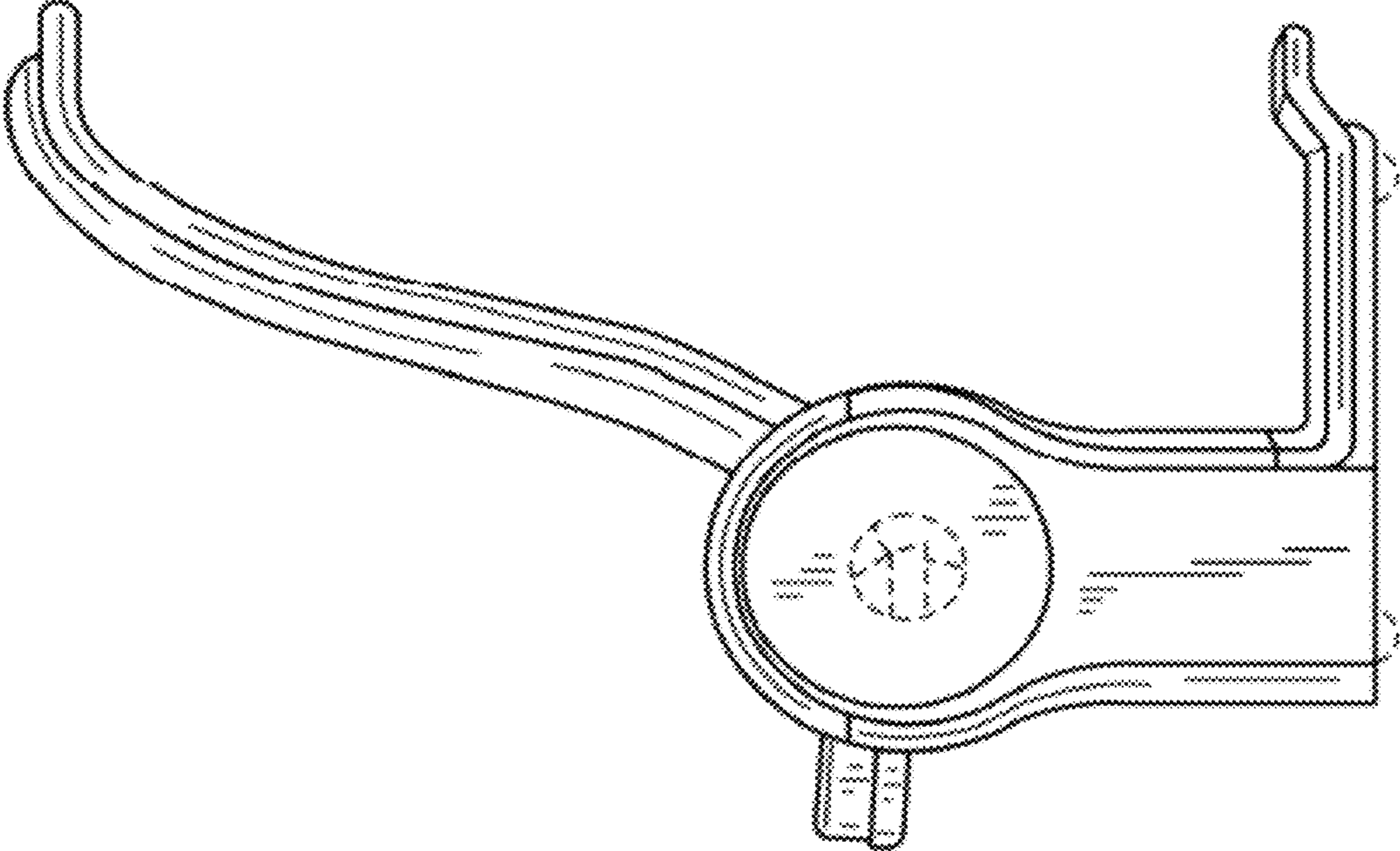


FIG. 3