

US00D667116S

(12) **United States Design Patent**  
**Moorman**

(10) **Patent No.:** **US D667,116 S**

(45) **Date of Patent:** **\*\* Sep. 11, 2012**

(54) **HINGED MEDICAL INSTRUMENT**

(75) Inventor: **James P. Moorman**, Lake Forest, IL  
(US)

(73) Assignee: **Medline Industries, Inc.**, Mundelein, IL  
(US)

(\*\*) Term: **14 Years**

(21) Appl. No.: **29/361,899**

(22) Filed: **May 17, 2010**

**Related U.S. Application Data**

(62) Division of application No. 29/338,110, filed on Jun. 4, 2009, now Pat. No. Des. 617,905.

(51) **LOC (9) Cl.** ..... **24-02**

(52) **U.S. Cl.** ..... **D24/143; D24/133; D24/148**

(58) **Field of Classification Search** ..... D24/133,  
D24/143, 146-149, 153; D8/52, 56-58,  
D8/93; 30/130, 145, 194, 229, 232, 254,  
30/298; 606/1, 174, 151, 205, 208

See application file for complete search history.

(56) **References Cited**

**U.S. PATENT DOCUMENTS**

3,344,649 A \* 10/1967 Wood ..... D24/143  
3,439,523 A \* 4/1969 Wood ..... D24/143

4,140,124 A \* 2/1979 Curutchet ..... 606/174  
4,742,617 A \* 5/1988 Gauvry ..... 30/232  
D536,587 S \* 2/2007 Zaremski ..... D8/57  
D582,036 S \* 12/2008 Swartz et al. .... D24/143  
2007/0112376 A1 \* 5/2007 Propp ..... 606/205  
2007/0276431 A1 \* 11/2007 Swartz et al. .... 606/208

\* cited by examiner

*Primary Examiner* — Wan Laymon

(74) *Attorney, Agent, or Firm* — David S. Noskowicz

(57) **CLAIM**

The ornamental design for a hinged medical instrument, as shown and described.

**DESCRIPTION**

FIG. 1 is a perspective view of an ornamental design of a hinged medical instrument.

FIG. 2 is a front view thereof.

FIG. 3 is a rear view thereof.

FIG. 4 is a first side view thereof.


FIG. 5 is a second side view thereof.

FIG. 6 is a top view thereof; and,

FIG. 7 is a bottom view thereof.

The broken lines shown in FIGS. 1-7 are included for the purpose of illustrating environmental elements only and form no part of the claimed design.

**1 Claim, 4 Drawing Sheets**






FIG. 1



FIG. 2

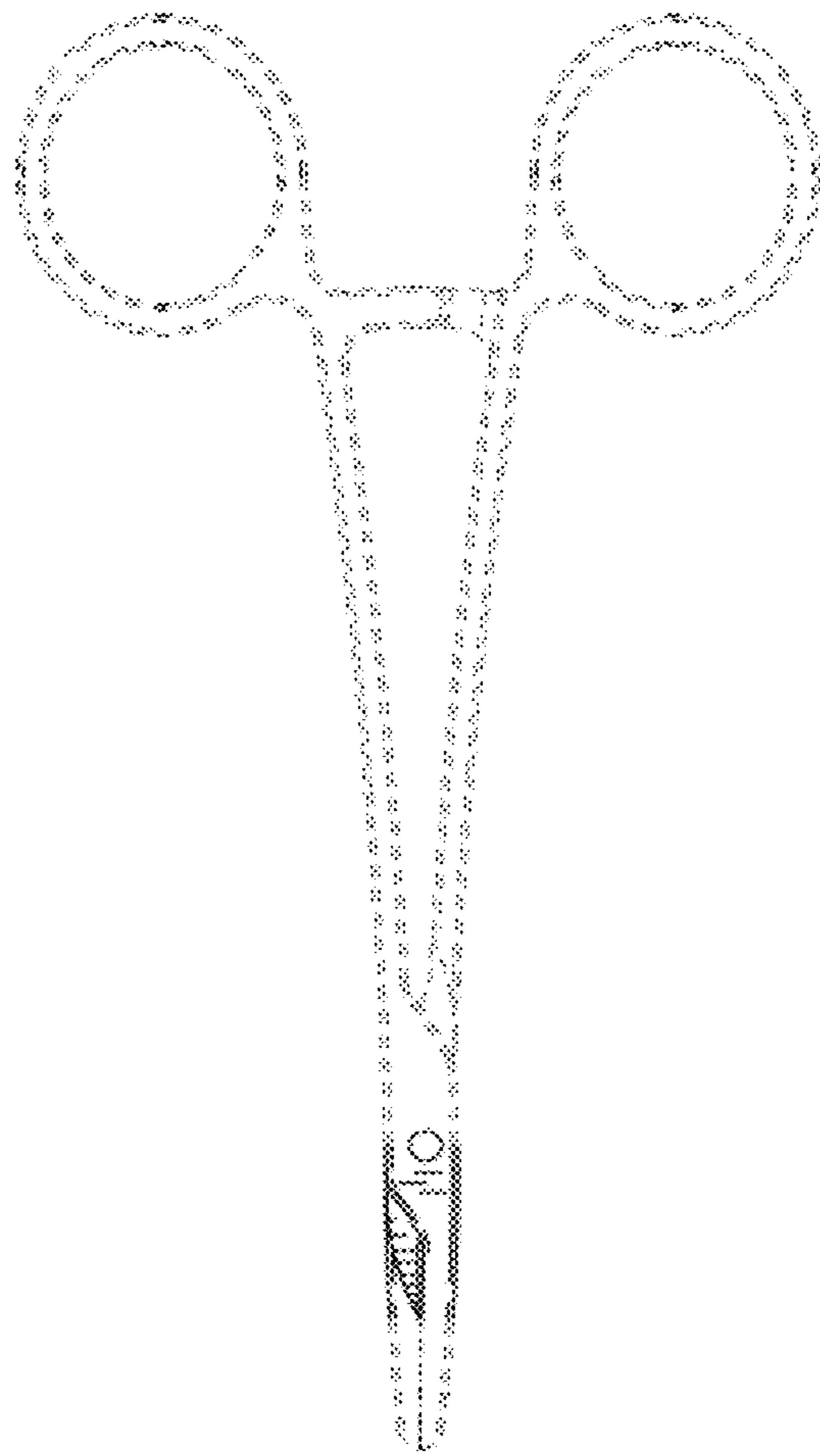


FIG. 3

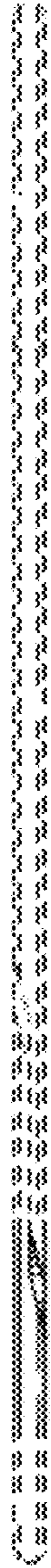


FIG. 4




FIG. 5




FIG. 6



FIG. 7