

US00D667094S

(12) **United States Design Patent**
Yen

(10) **Patent No.:** **US D667,094 S**

(45) **Date of Patent:** **** Sep. 11, 2012**

(54) **HEATER GUARD**

(75) Inventor: **Wen-Chang Yen, Kaohsiung (TW)**

(73) Assignee: **Allgreen Designs Co., Ltd., Kaohsiung (TW)**

(**) Term: **14 Years**

(21) Appl. No.: **29/413,613**

(22) Filed: **Feb. 17, 2012**

(30) **Foreign Application Priority Data**

Dec. 21, 2011 (TW) 100307004

(51) **LOC (9) Cl.** **23-03**

(52) **U.S. Cl.** **D23/342**

(58) **Field of Classification Search** D23/328,
D23/332, 342-345, 350, 404; D7/332-337,
D7/402-405, 350.1, 350.4; 126/500, 520,
126/523, 527, 536, 544, 555, 25 R, 58, 8,
126/512, 92 R

See application file for complete search history.

(56) **References Cited**

U.S. PATENT DOCUMENTS

D215,718 S * 10/1969 Radeke D23/348
4,553,523 A * 11/1985 Stohrer, Jr. 126/9 B
D365,145 S * 12/1995 Shadman D23/348
D483,457 S * 12/2003 Wang D23/336

D515,187 S * 2/2006 Blateri D23/336
D563,537 S * 3/2008 McColgin et al. D23/317
D594,949 S * 6/2009 Wang D23/343
D620,569 S * 7/2010 Hall et al. D23/332
D639,919 S * 6/2011 Yu D23/314
2002/0088454 A1 * 7/2002 Resmo et al. 126/92 R
2008/0210678 A1 * 9/2008 Crane 219/201

* cited by examiner

Primary Examiner — Eric Goodman

(74) *Attorney, Agent, or Firm* — Ladas & Parry LLP

(57) **CLAIM**

The ornamental design for heater guard, as shown and described.

DESCRIPTION

FIG. 1 is a perspective view of heater guard showing my new design;

FIG. 2 is a front elevational view thereof;

FIG. 3 is a rear elevational view thereof;

FIG. 4 is a left side elevational view thereof;

FIG. 5 is a right side elevational view thereof;

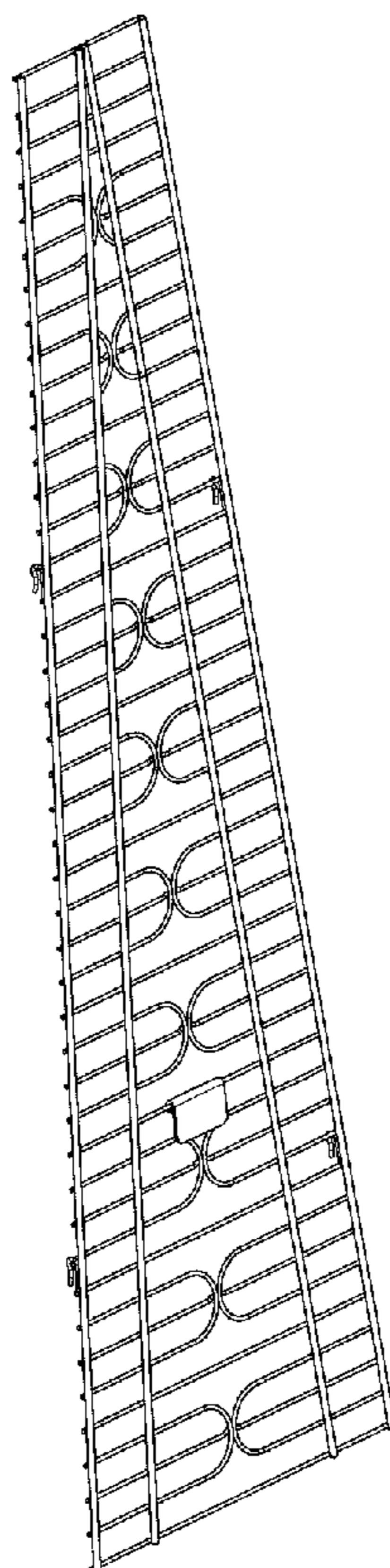
FIG. 6 is a top plan view thereof; and

FIG. 7 is a bottom plan view thereof; and,

FIG. 8 shows the design when used in a heater.

The broken line showing is included for the purpose of illustrating environment and forms no part of the claimed design.

1 Claim, 6 Drawing Sheets



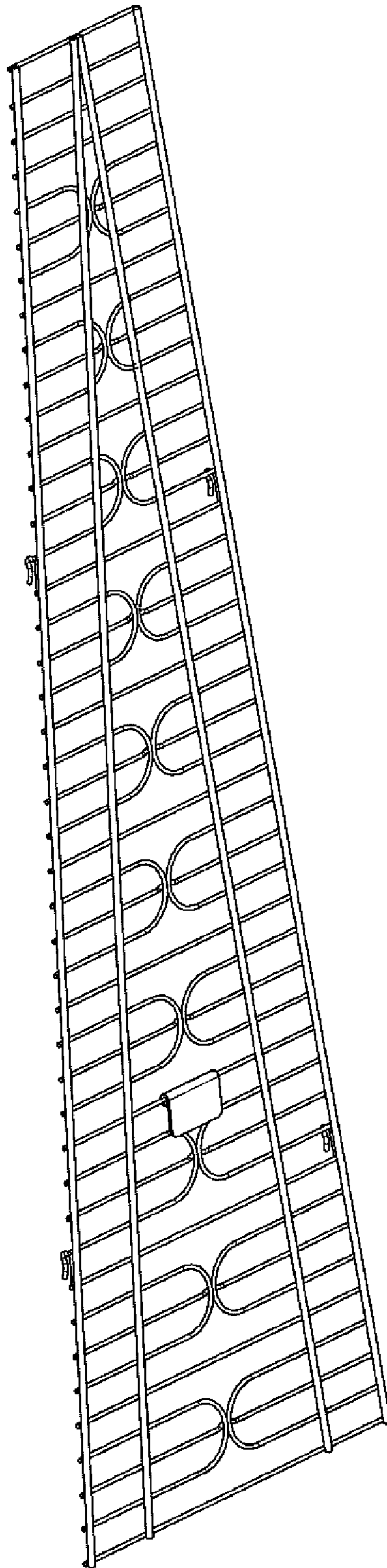


FIG. 1

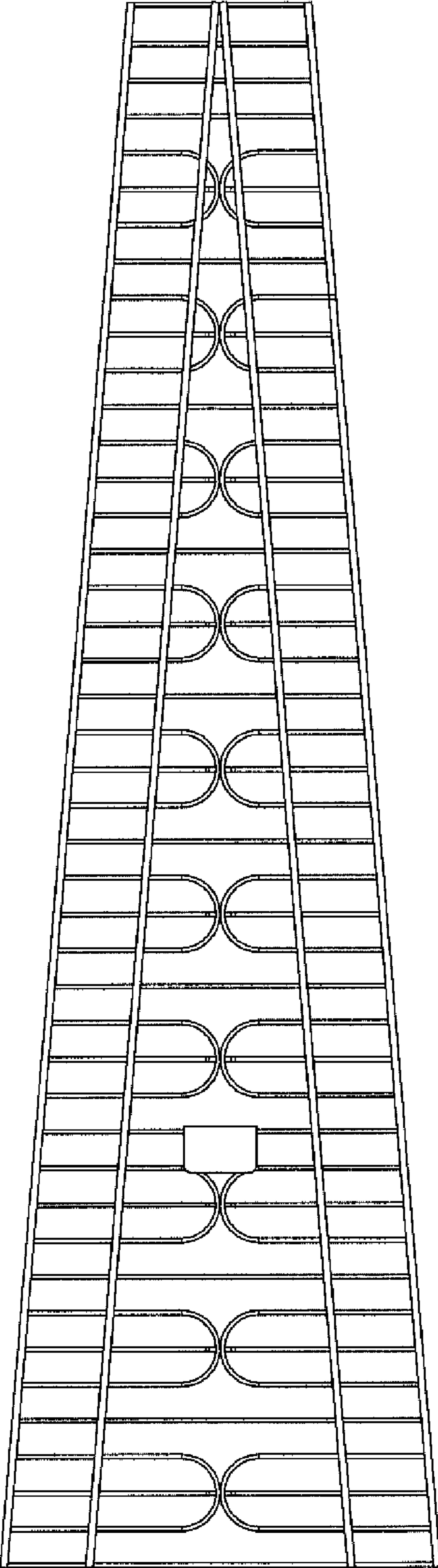


FIG. 2

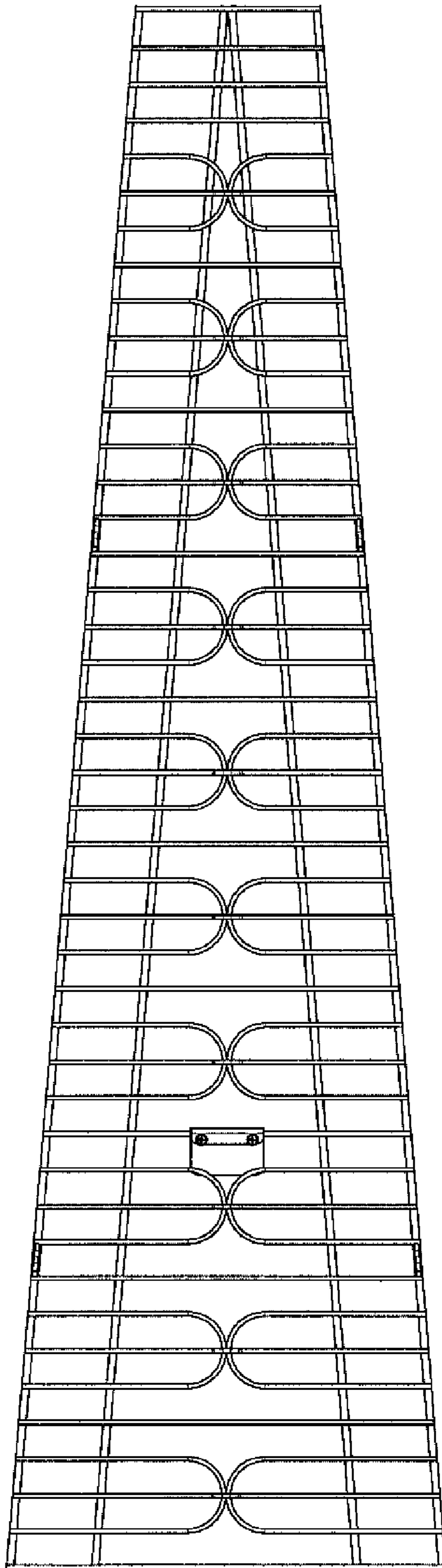


FIG. 3



FIG. 4



FIG. 5

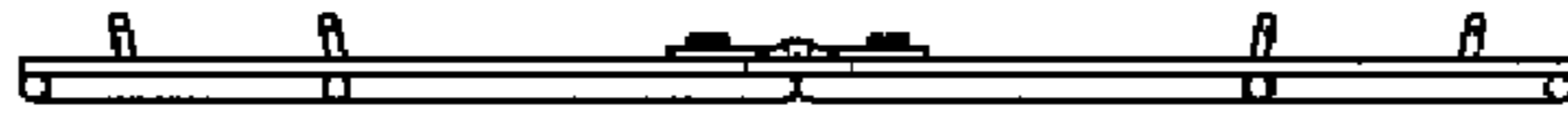


FIG. 6



FIG. 7

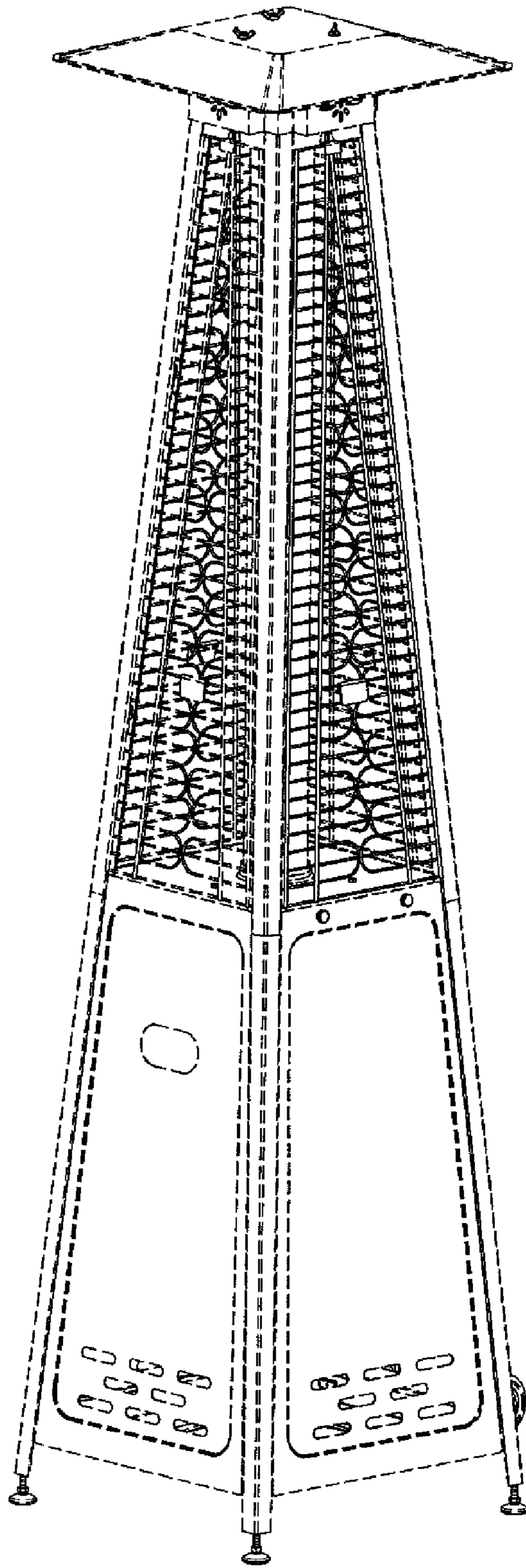


FIG. 8