

US00D667067S

(12) **United States Design Patent**
Thompson

(10) **Patent No.:** **US D667,067 S**

(45) **Date of Patent:** **** Sep. 11, 2012**

(54) **GOLF GRIP**

D295,207 S * 4/1988 Mahaffey D21/756
D325,614 S * 4/1992 Mermillod D21/756
D542,870 S * 5/2007 Tremble D21/756

(75) Inventor: **Jonathan Thompson**, Port Orange, FL
(US)

* cited by examiner

(73) Assignee: **Callaway Golf Company**, Carlsbad, CA
(US)

Primary Examiner — Mitchell Siegel

(74) *Attorney, Agent, or Firm* — Rebecca Hanovice;
Michael A. Catania; Sonia Lari

(**) Term: **14 Years**

(57) **CLAIM**

(21) Appl. No.: **29/407,438**

The ornamental design for a golf grip, as shown and described.

(22) Filed: **Nov. 29, 2011**

DESCRIPTION

(51) **LOC (9) Cl.** **21-02**

(52) **U.S. Cl.** **D21/756**

(58) **Field of Classification Search** D21/756-758;
473/300-303, 201-204

See application file for complete search history.

FIG. 1 is a front perspective view of a golf grip as claimed herein;

FIG. 2 is a front elevational view thereof;

FIG. 3 is a rear elevational view thereof;

FIG. 4 is a left side elevational view thereof;

FIG. 5 is a right side elevational view thereof;

FIG. 6 is a top plan view thereof; and,

FIG. 7 is a bottom plan view thereof.

The broken lines showing are included for the purpose of illustration and form no part of the claimed design.

(56) **References Cited**

U.S. PATENT DOCUMENTS

1,677,099 A * 7/1928 Harness 473/201
D221,345 S * 8/1971 Dworak D21/756
D228,198 S * 8/1973 Spencer D21/756
D245,443 S * 8/1977 Sweet D21/756

1 Claim, 3 Drawing Sheets






FIG. 1



FIG. 2



FIG. 3




FIG. 4



FIG. 5

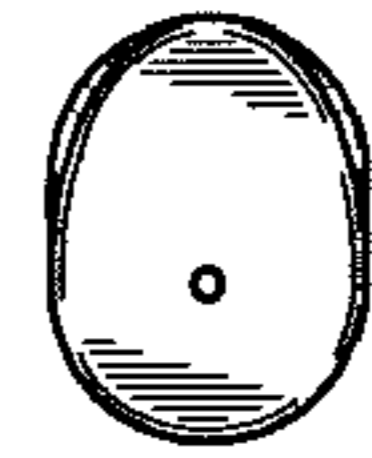


FIG. 6

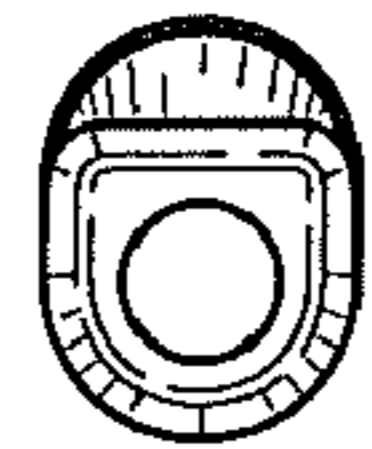


FIG. 7