

US00D667056S

(12) **United States Design Patent**
Casciotti et al.

(10) **Patent No.:** **US D667,056 S**

(45) **Date of Patent:** **** Sep. 11, 2012**

(54) **WRITING INSTRUMENT**

(75) Inventors: **David M. Casciotti**, Amsterdam, NY
(US); **Jing Mahler**, Glenville, NY (US)

(73) Assignee: **Holland USA, Inc.**, North Mankato, MN
(US)

(**) Term: **14 Years**

(21) Appl. No.: **29/392,828**

(22) Filed: **May 26, 2011**

(51) **LOC (9) Cl.** **19-06**

(52) **U.S. Cl.** **D19/55**

(58) **Field of Classification Search** D19/35,
D19/36, 41–51, 54–58; D14/411; 24/11 F,
24/11 P, 11 R; 401/52, 99, 100–109, 192,
401/195, 196

See application file for complete search history.

(56) **References Cited**

U.S. PATENT DOCUMENTS

D410,681 S *	6/1999	Izushima	D19/51
D445,455 S *	7/2001	Saito	D19/55
D451,142 S *	11/2001	Saito	D19/55
D454,589 S *	3/2002	Pellissa Beneyto	D19/48
D455,177 S *	4/2002	Chiu	D19/54
D464,676 S *	10/2002	Leo et al.	D19/55
D485,574 S *	1/2004	Keil	D19/50
D486,860 S *	2/2004	Hodge	D19/55
D492,350 S *	6/2004	Morrow	D19/55
D499,141 S *	11/2004	Chevalier	D19/48
D499,142 S *	11/2004	Morrow	D19/50
D506,507 S *	6/2005	Qiu	D19/51
D508,717 S *	8/2005	Anand	D19/50
D509,852 S *	9/2005	Anand	D19/50
D537,880 S *	3/2007	Kent et al.	D19/55
D538,853 S *	3/2007	Losel	D19/51
D541,342 S *	4/2007	Qiu	D19/48
D541,860 S *	5/2007	Kung	D19/50

(Continued)

Primary Examiner — Elizabeth Albert

(74) *Attorney, Agent, or Firm* — Dicke, Billig & Czaja, PLLC; Peter Forrest

(57) **CLAIM**

We claim the ornamental design for a writing instrument, as shown and described.

DESCRIPTION

FIG. 1 is a top perspective view of a first embodiment of a writing instrument showing our new design;

FIG. 2 is a front view of the writing instrument of FIG. 1;

FIG. 3 is a back view of the writing instrument of FIG. 1;

FIG. 4 is a left side view of the writing instrument of FIG. 1, the right side view being a mirror image of the left side view;

FIG. 5 is an enlarged top view of the writing instrument of FIG. 1; and

FIG. 6 is an enlarged bottom view of the writing instrument of FIG. 1.

FIG. 7 is a top perspective view of a second embodiment of a writing instrument showing our new design, the difference from the first embodiment being that the grip of the writing instrument has only a single surface texture;

FIG. 8 is a front view of the writing instrument of FIG. 7;

FIG. 9 is a back view of the writing instrument of FIG. 7;

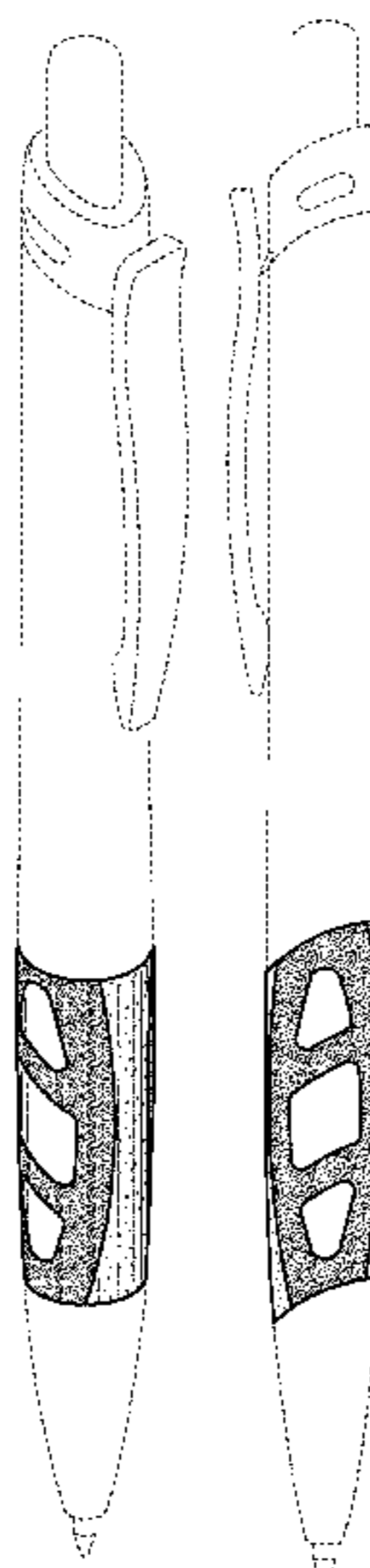
FIG. 10 is a left side view of the writing instrument of FIG. 7, the right side view being a mirror image of the left side view;

FIG. 11 is an enlarged top view of the writing instrument of FIG. 7; and,

FIG. 12 is an enlarged bottom view of the writing instrument of FIG. 7.

The broken lines showing the clip, upper barrel, and writing tip in FIGS. 1-12 are included for the purpose of showing portions of the writing instrument that form no part of the claimed design.

1 Claim, 8 Drawing Sheets



US D667,056 S

Page 2

U.S. PATENT DOCUMENTS

D546,882 S *	7/2007	Qiu	D19/50	D591,347 S *	4/2009	Leon	D19/48
D561,831 S *	2/2008	Qiu et al.	D19/51	D622,771 S *	8/2010	Casciotti et al.	D19/55
D572,754 S *	7/2008	Li	D19/43	D626,595 S *	11/2010	Casciotti et al.	D19/55
D572,757 S *	7/2008	Qiu et al.	D19/48	D643,067 S *	8/2011	Casciotti et al.	D19/50
D573,183 S *	7/2008	Qiu et al.	D19/36	D648,388 S *	11/2011	Casciotti et al.	D19/54
D576,213 S *	9/2008	Fei	D19/47	D650,857 S *	12/2011	Lira-Nunez et al.	D19/48
D579,047 S *	10/2008	Dhesse et al.	D19/48	D650,859 S *	12/2011	Lira-Nunez et al.	D19/57
D580,491 S *	11/2008	Fei	D19/48	D651,241 S *	12/2011	Liang	D19/48

* cited by examiner

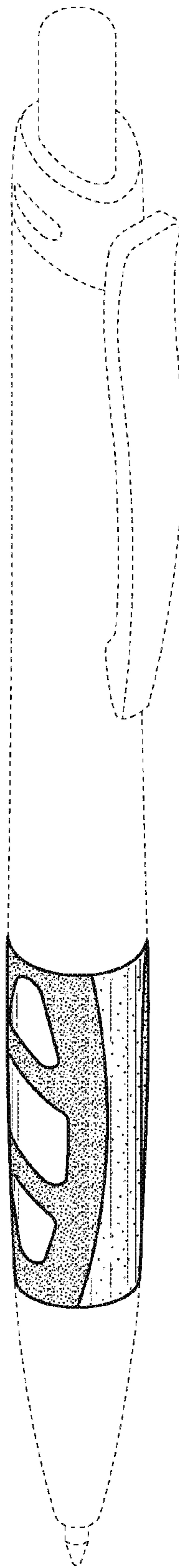


Fig. 1



Fig. 2



Fig. 3




Fig. 4

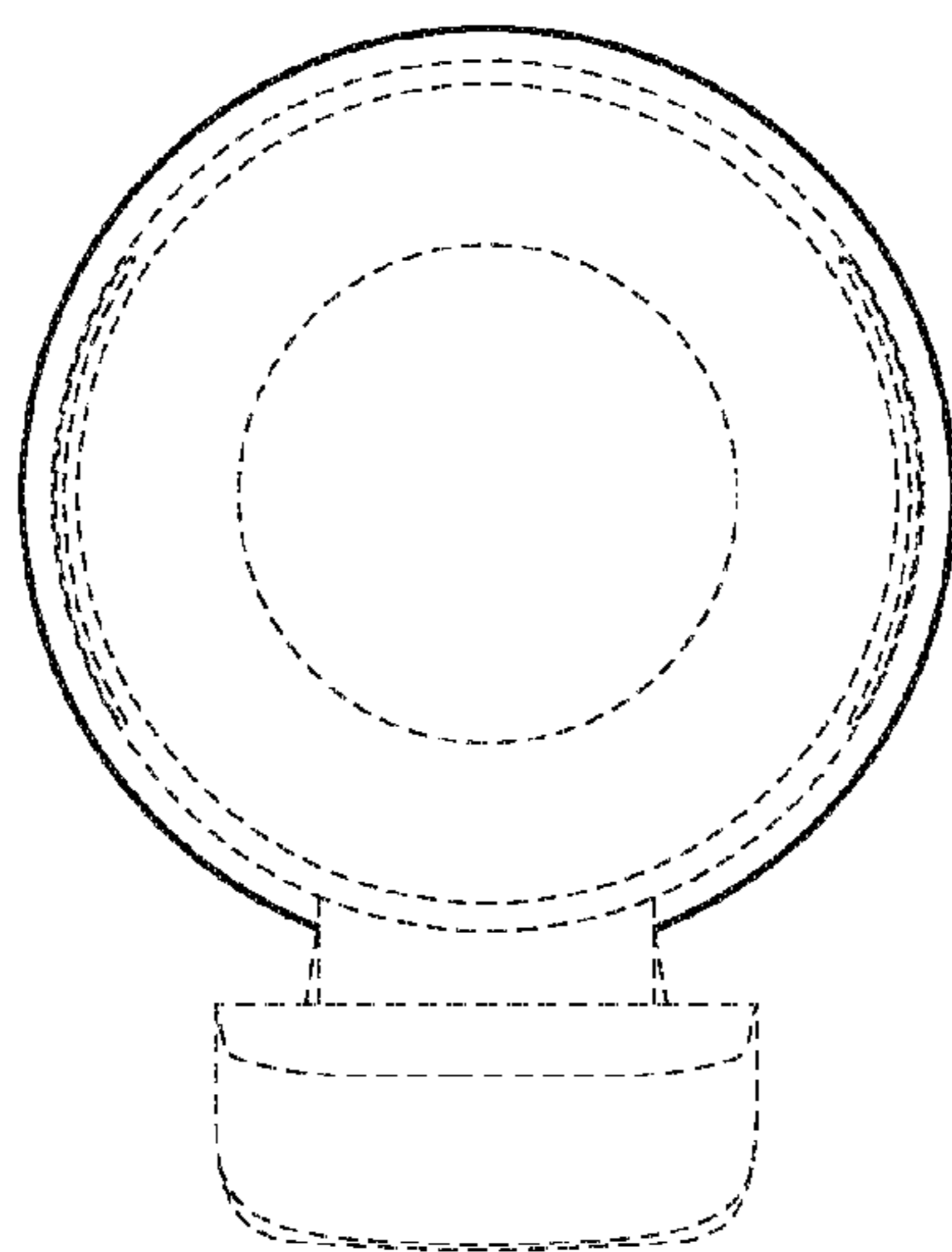


Fig. 5

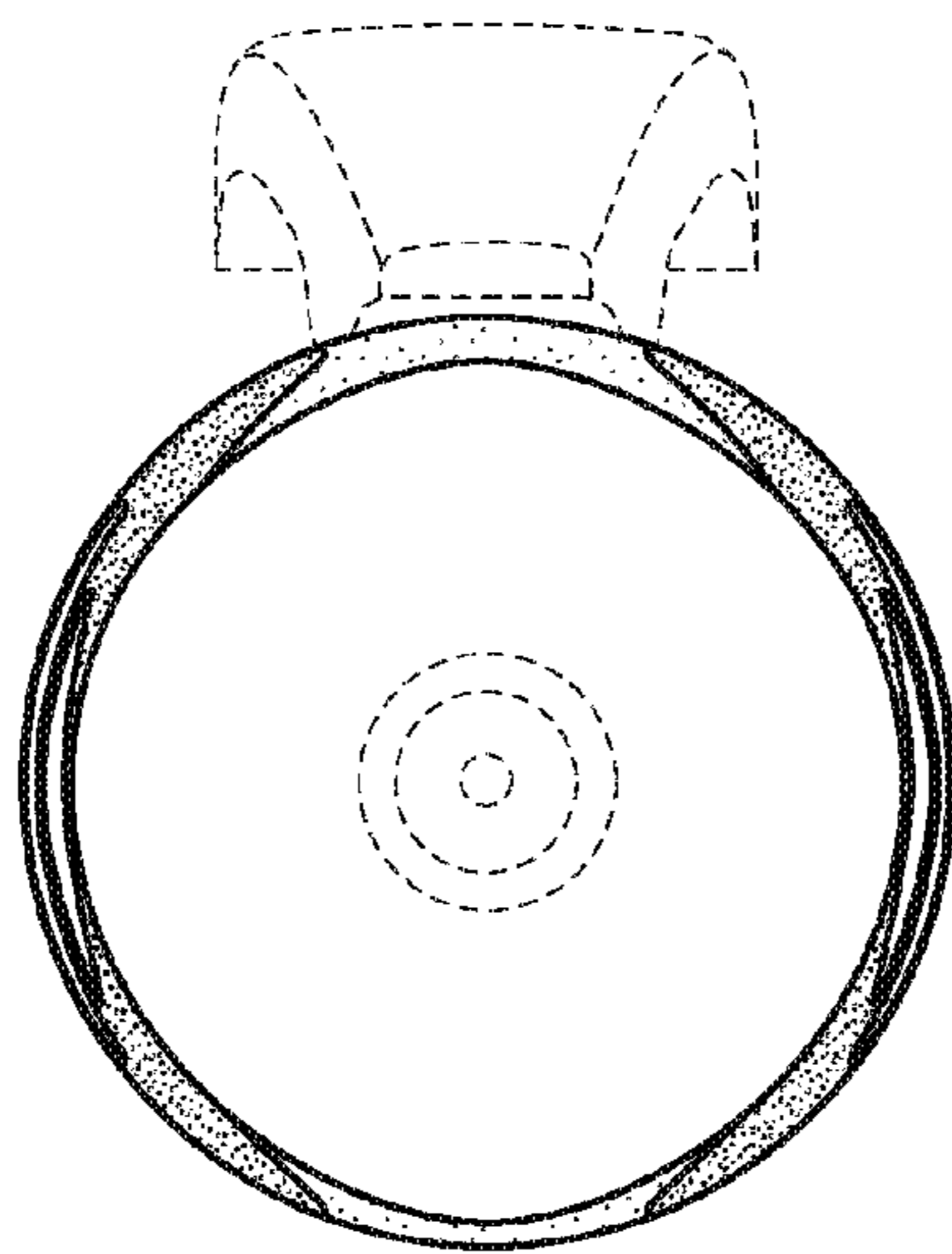


Fig. 6




Fig. 7




Fig. 8




Fig. 9




Fig. 10

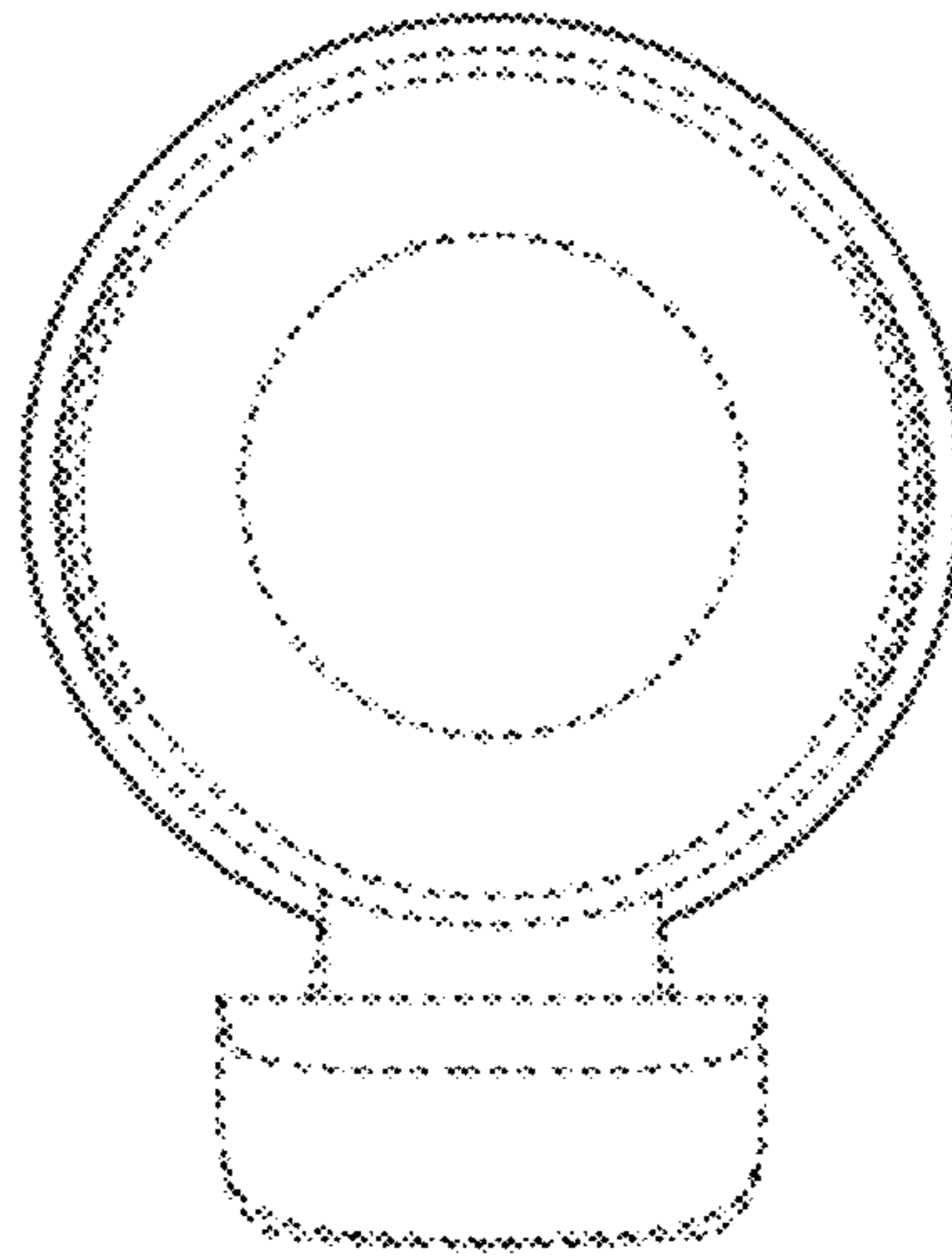


Fig. 11

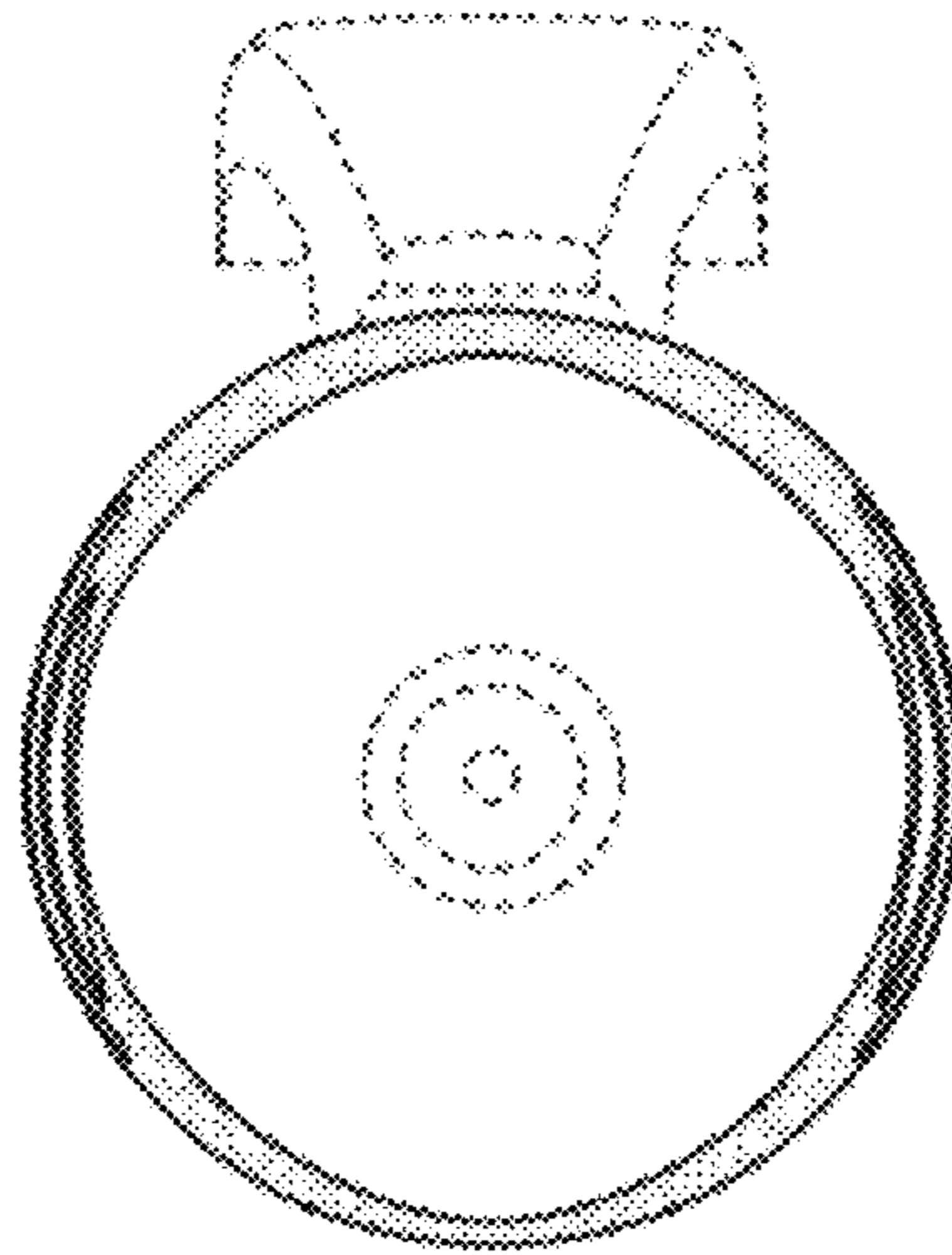


Fig. 12