

US00D667033S

(12) **United States Design Patent**
Frey

(10) **Patent No.:** **US D667,033 S**
(45) **Date of Patent:** **** Sep. 11, 2012**

(54) **WORKPIECE SUPPORT**
(75) Inventor: **James Frey**, Edina, MN (US)
(73) Assignee: **Rockler Companies, Inc.**, Medina, MN (US)
(**) Term: **14 Years**
(21) Appl. No.: **29/337,940**

6,435,108 B2 8/2002 Braley
6,478,292 B1 11/2002 Sellers
6,547,228 B1 4/2003 Schmalz et al.
6,764,258 B1 7/2004 Akre
6,817,601 B2 11/2004 Schmalz et al.
D517,702 S 3/2006 Oliver et al.
7,008,686 B1 3/2006 Rogers
2002/0018877 A1 2/2002 Woodall et al.
2008/0029684 A1 2/2008 Rowland
2010/0001150 A1* 1/2010 Chiu 248/188.8

(22) Filed: **Jun. 2, 2009**
(51) **LOC (9) Cl.** **15-09**
(52) **U.S. Cl.** **D15/138**
(58) **Field of Classification Search** D6/349;
D15/138, 140, 141; D21/484, 485, 489,
D21/491; D34/38; 108/51.11, 54.1, 55.3,
108/56.1, 57.1, 901; 248/163.1, 346.07,
248/678

See application file for complete search history.

(56) **References Cited**

U.S. PATENT DOCUMENTS

310,100 A 12/1884 Vaughn
D157,319 S 2/1950 Bair
4,260,040 A 4/1981 Kieffer
4,570,915 A 2/1986 O'Hern
4,869,456 A 9/1989 Jacobs
4,930,759 A 6/1990 Potter et al.
D360,767 S 8/1995 Fish et al.
5,533,718 A 7/1996 Gray
5,536,072 A 7/1996 Chang
5,749,555 A 5/1998 Albrecht
D396,255 S * 7/1998 Kotler D21/710
5,829,501 A 11/1998 DeVito
5,853,169 A 12/1998 Hern et al.
D408,718 S * 4/1999 Birdsall D8/354
D426,933 S 6/2000 Redfern
D434,509 S 11/2000 Oliver et al.
6,182,371 B1 2/2001 Newman
6,401,865 B1 6/2002 Elwick

OTHER PUBLICATIONS

<http://www.woodcraft.com/product.aspx?ProductID=123633&FamilyID=3174>, 1 page, "Bench Mate Non Slip," Woodcraft, publicly available at least of Oct. 31, 2008.
<http://www.woodcraft.com/product.aspx?ProductID=03W61&FamilyID=3171>, 1 page, "Router Master Pad," Woodcraft, publicly available at least as of Oct. 31, 2008.
http://www.nemi.com/grid_table_fixturing.htm, 3 pages, "Vacuum Cups Vacuum Pods Vacuum Chuck—NEMI Grid Table . . .," Northern Engineering & Manufacturing Inc., publicly available at least as of Jan. 12, 2009.

(Continued)

Primary Examiner — Patricia Palasik

(74) *Attorney, Agent, or Firm* — Altera Law Group, LLC

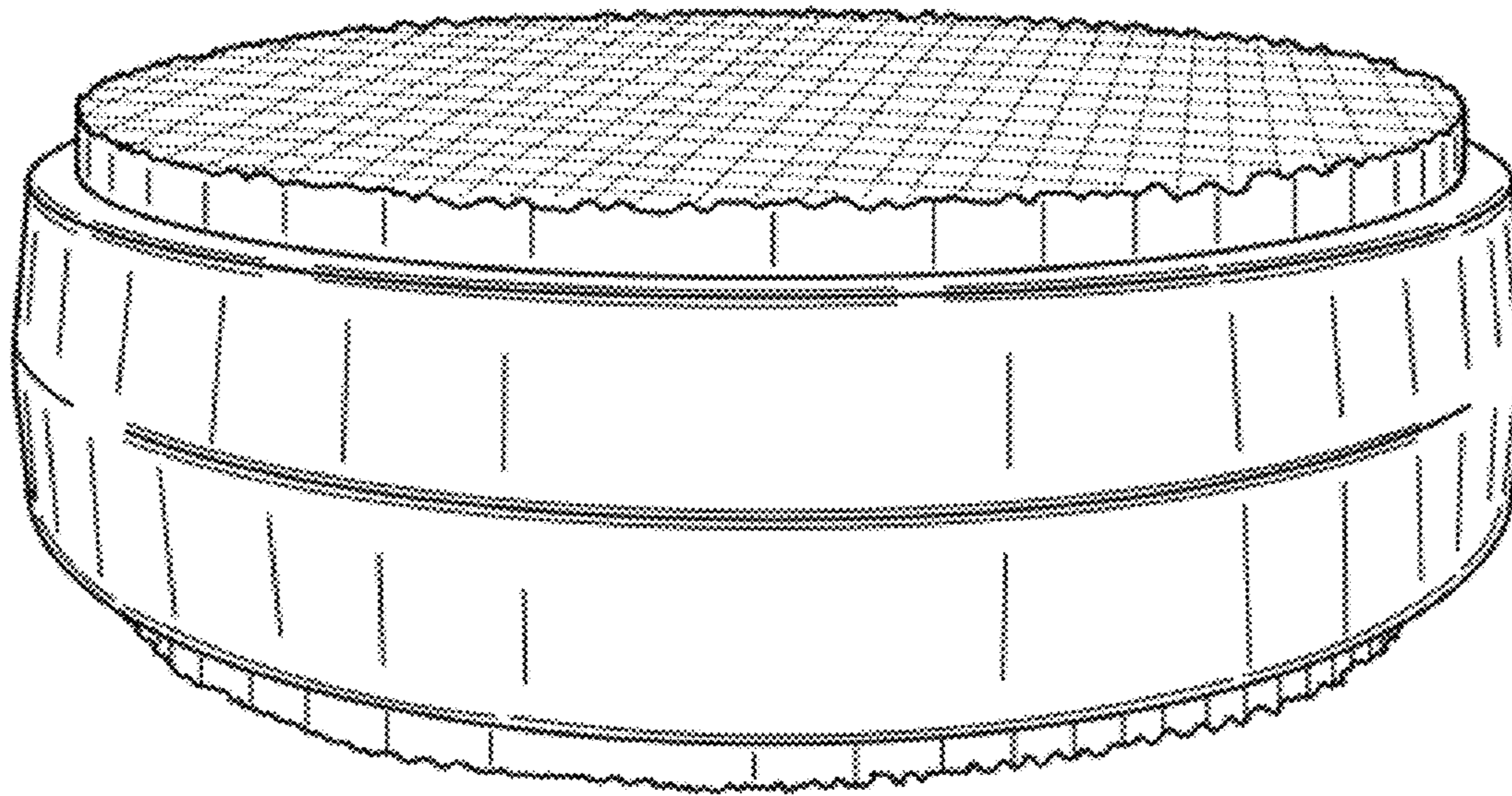
(57) **CLAIM**

The ornamental design for a workpiece support, as shown and described.

DESCRIPTION

FIG. 1 is a perspective view;
FIG. 2 is a top plan view thereof (the bottom plan view is a mirror image of the top plan view); and,
FIG. 3 is a side elevational view thereof (the view from the side is the same on all sides thereof).
The broken lines in the drawings depict unclaimed environmental subject matter.

1 Claim, 2 Drawing Sheets



OTHER PUBLICATIONS

<http://www.stots.com/stickyblocks.htm>, 2 pages, "Sticky Blocks (Bench Top Savers)," Stots Corporation, publicly available at least as of Mar. 11, 2009.

<http://www.painterspyramid.com/diy-product.html>, 2 pages, "Painter'S Pyramid," Product Overview, K&M of VA, Inc., publicly available at least as of May 18, 2009.

* cited by examiner

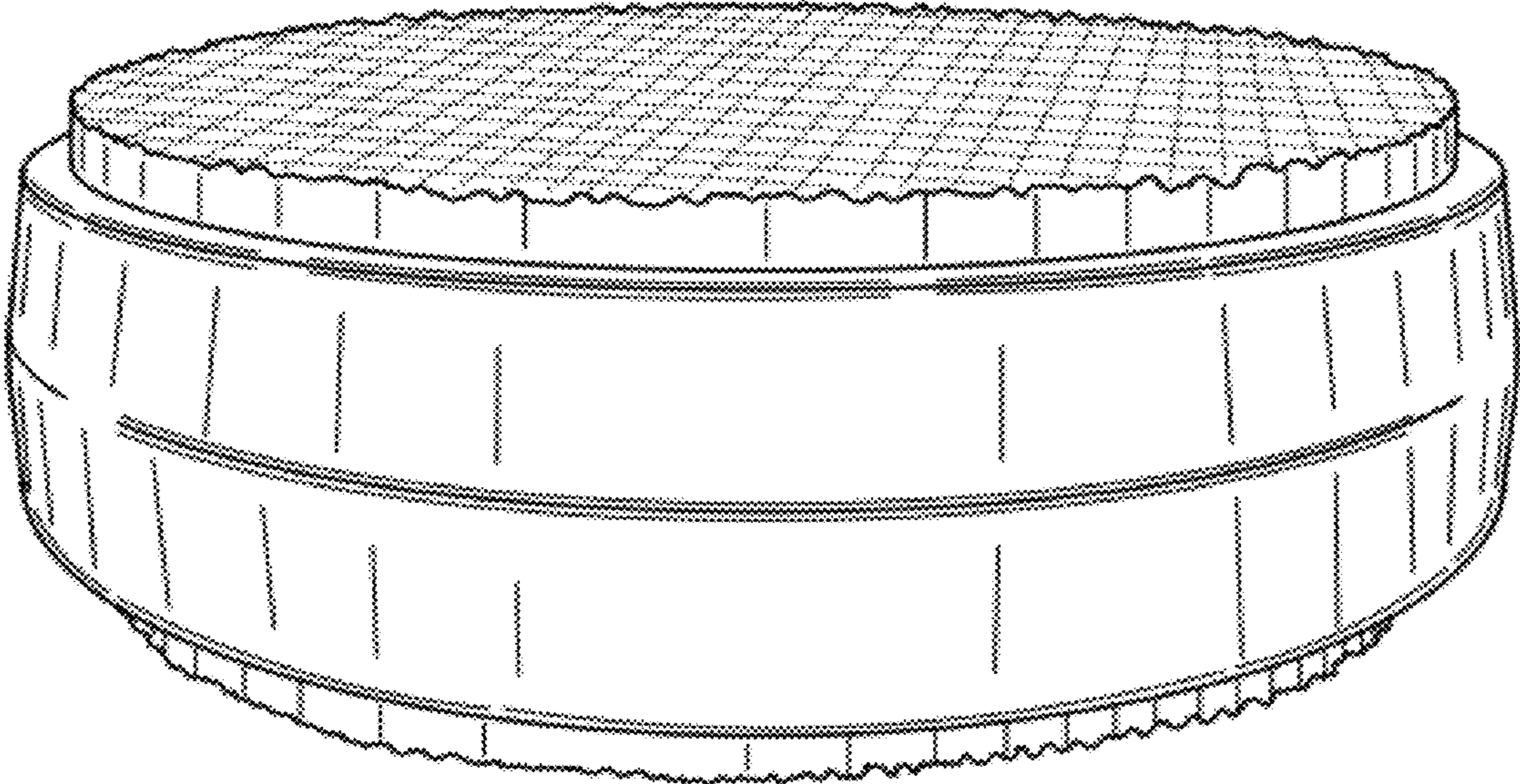


Fig. 1

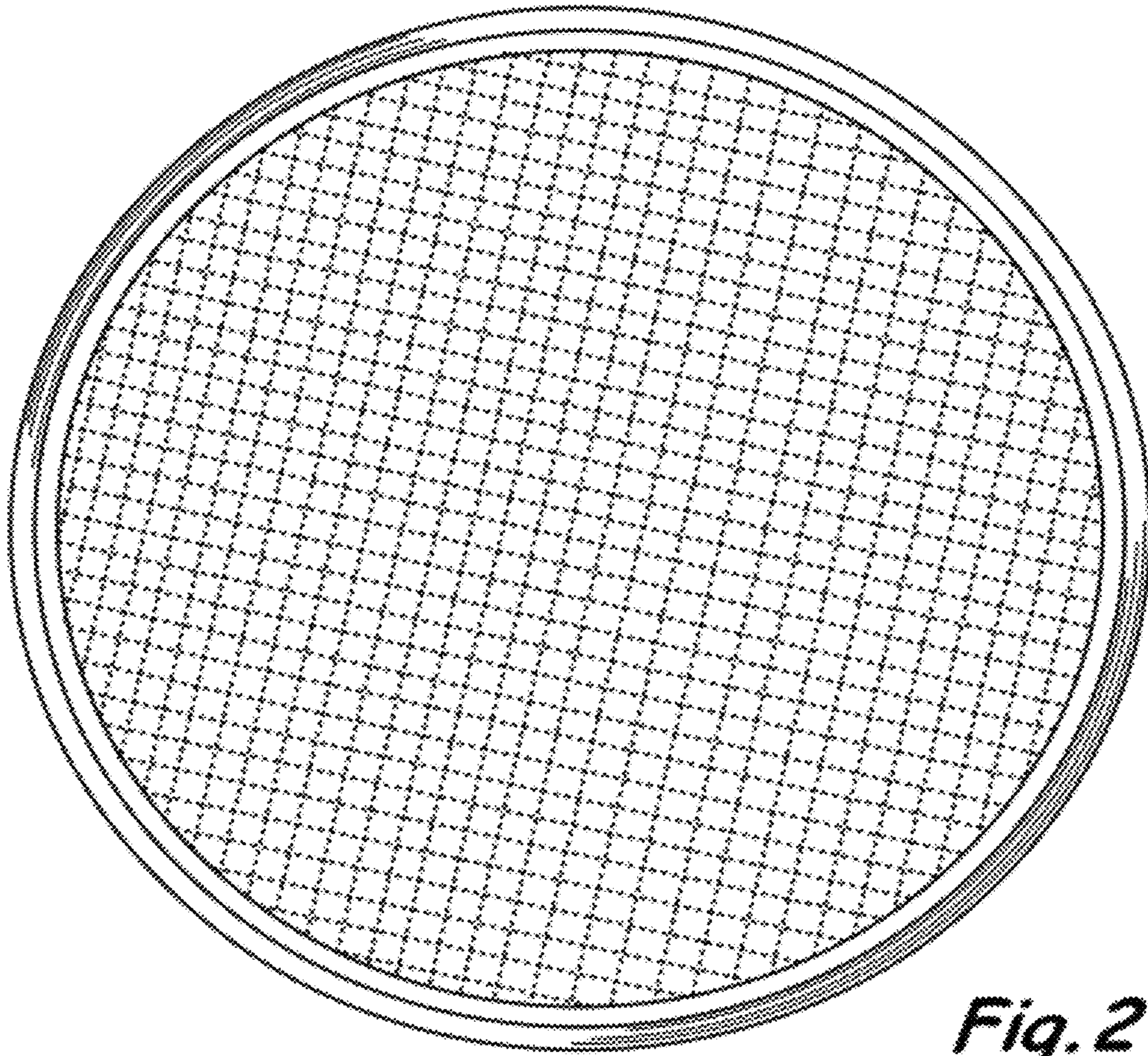


Fig. 2

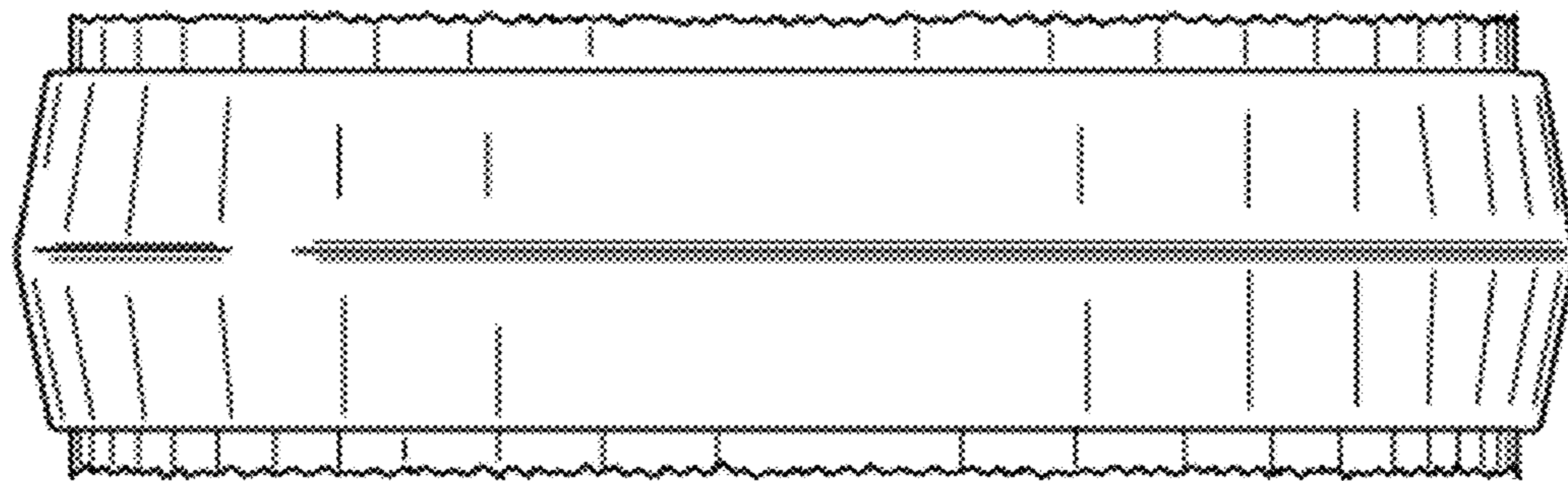


Fig. 3