



US00D666951S

(12) **United States Design Patent**  
**Lu**

(10) **Patent No.:** **US D666,951 S**  
(45) **Date of Patent:** **\*\* Sep. 11, 2012**

(54) **VEHICLE FLOOR MAT**

(75) Inventor: **Michael Lu**, Tainan (TW)

(73) Assignee: **Packy Poda Inc.**, Tainan (TW)

(\*\*) Term: **14 Years**

(21) Appl. No.: **29/419,931**

(22) Filed: **May 3, 2012**

(51) **LOC (9) Cl.** ..... **12-16**

(52) **U.S. Cl.** ..... **D12/203**

(58) **Field of Classification Search** ..... D12/203;  
D6/582-586, 592-594; 280/163-164.1;  
15/215-217; 428/138.141; 296/97.23

See application file for complete search history.

(56) **References Cited**

**U.S. PATENT DOCUMENTS**

D220,259 S *	3/1971	Berger	.....	D12/203
D232,533 S *	8/1974	Wells	.....	D12/203
D425,005 S *	5/2000	Rizvi	.....	D12/203
D447,104 S *	8/2001	Kraines	.....	D12/203
D471,850 S *	3/2003	Kraines	.....	D12/203
D499,057 S *	11/2004	Lafleur	.....	D12/203
D514,045 S *	1/2006	Hussaini et al.	.....	D12/203

D535,929 S *	1/2007	Kraines	.....	D12/203
D542,203 S *	5/2007	Kraines	.....	D12/203
D555,563 S *	11/2007	Iacovelli et al.	.....	D12/203
D569,318 S *	5/2008	Kraines	.....	D12/203
D613,226 S *	4/2010	Lu	.....	D12/203
D622,648 S *	8/2010	Lu	.....	D12/203

\* cited by examiner

*Primary Examiner* — Stacia Cadmus

(74) *Attorney, Agent, or Firm* — Alan Kamrath; Kamrath IP Lawfirm, PA

(57) **CLAIM**

The ornamental design for a vehicle floor mat, as shown and described.

**DESCRIPTION**

FIG. 1 is a perspective view of a vehicle floor mat showing my design;

FIG. 2 is a front elevational view thereof;

FIG. 3 is a rear elevational view thereof;

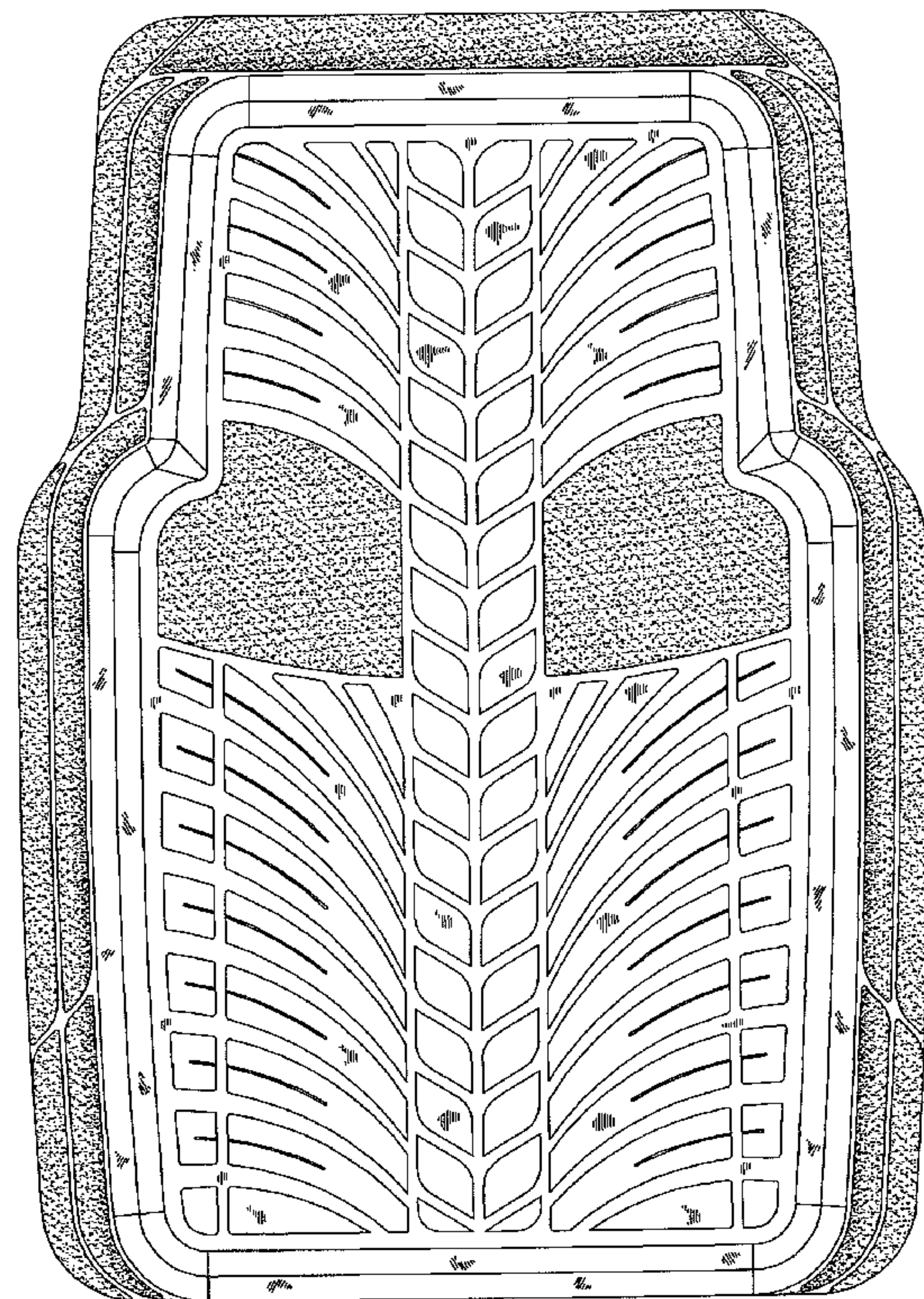
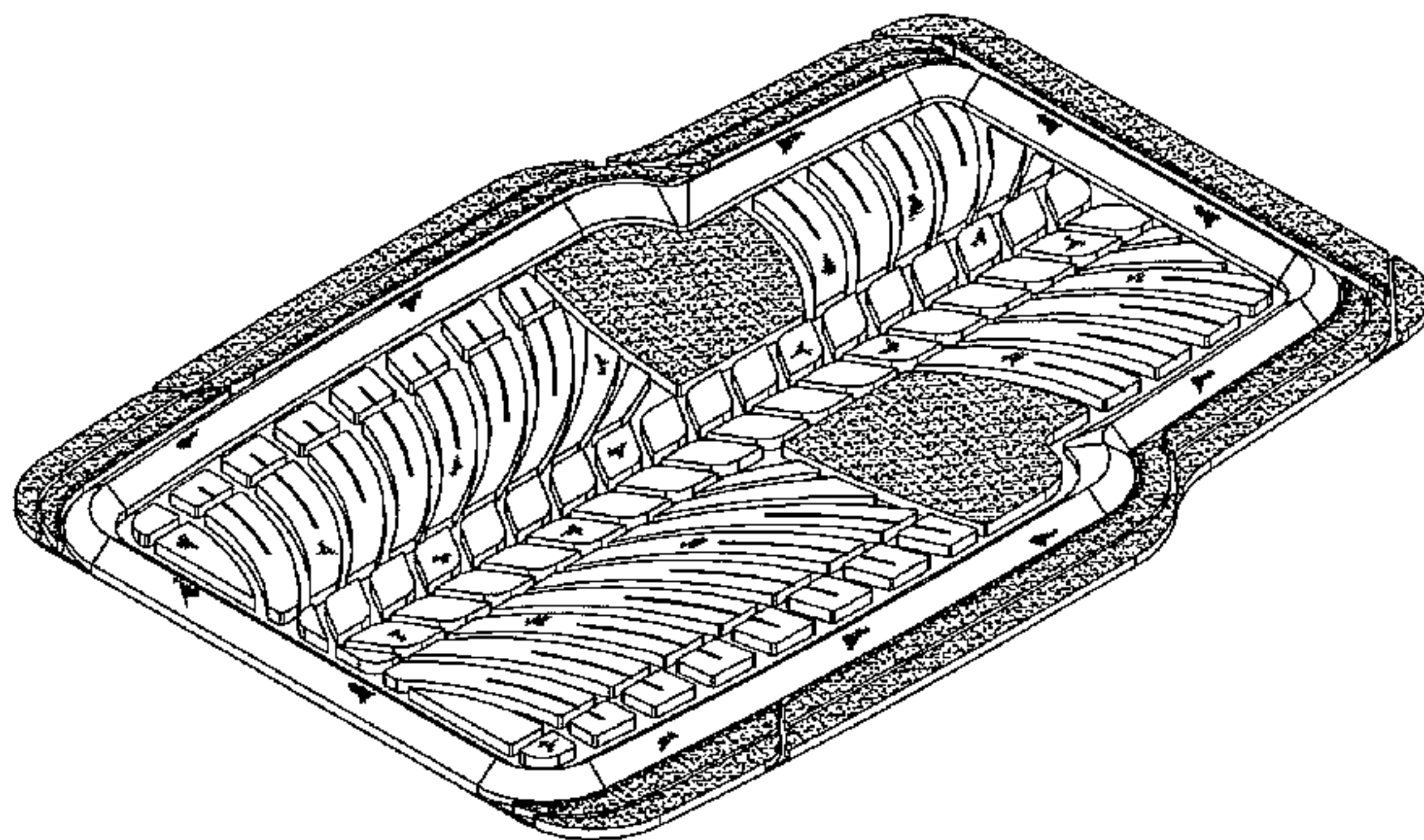
FIG. 4 is a left side elevational view thereof;

FIG. 5 is a right side elevational view thereof;

FIG. 6 is a top plan view thereof; and,

FIG. 7 is a bottom plan view thereof.

**1 Claim, 5 Drawing Sheets**





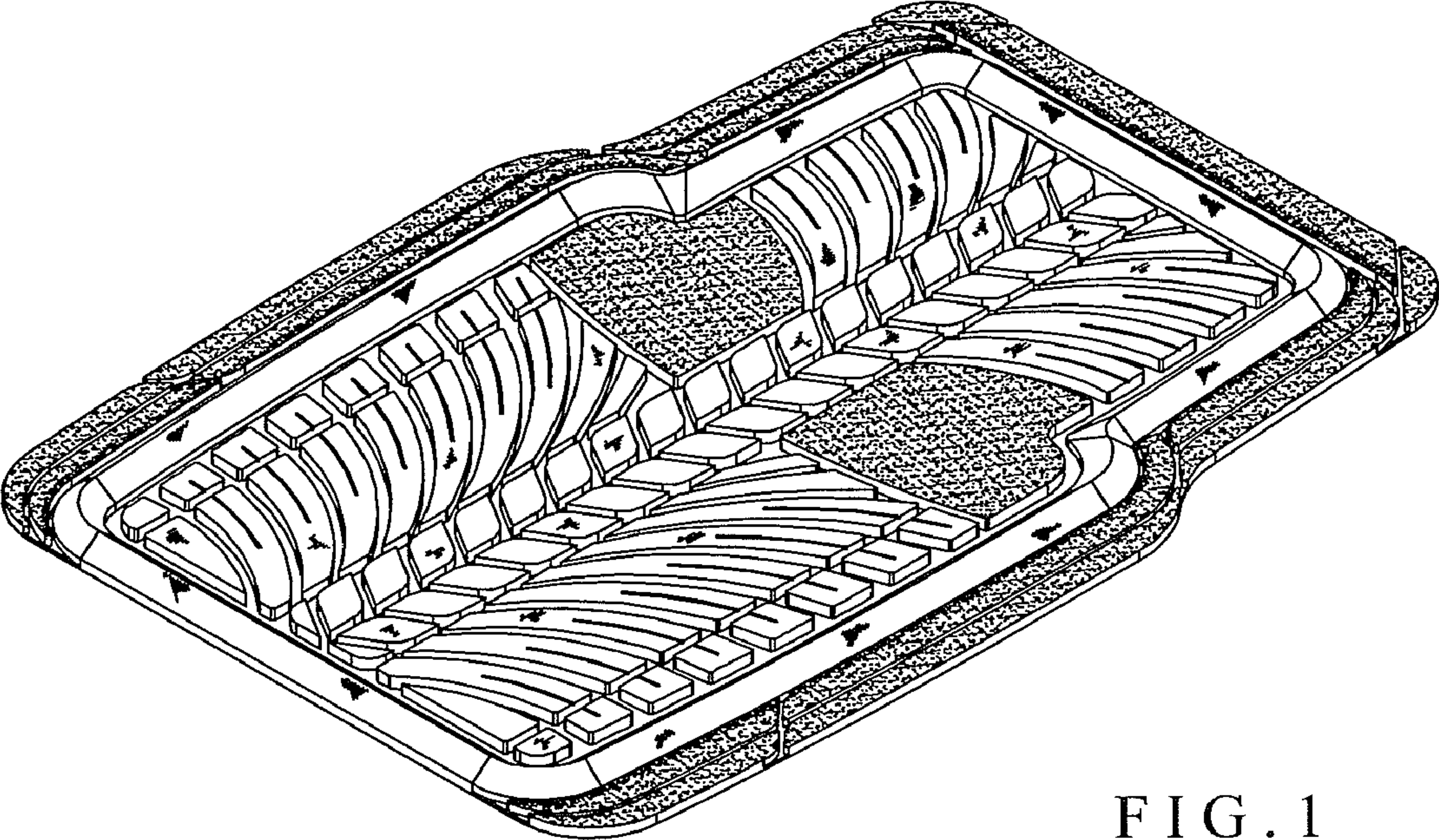


FIG. 1




FIG. 2




FIG. 3



FIG. 4



FIG. 5



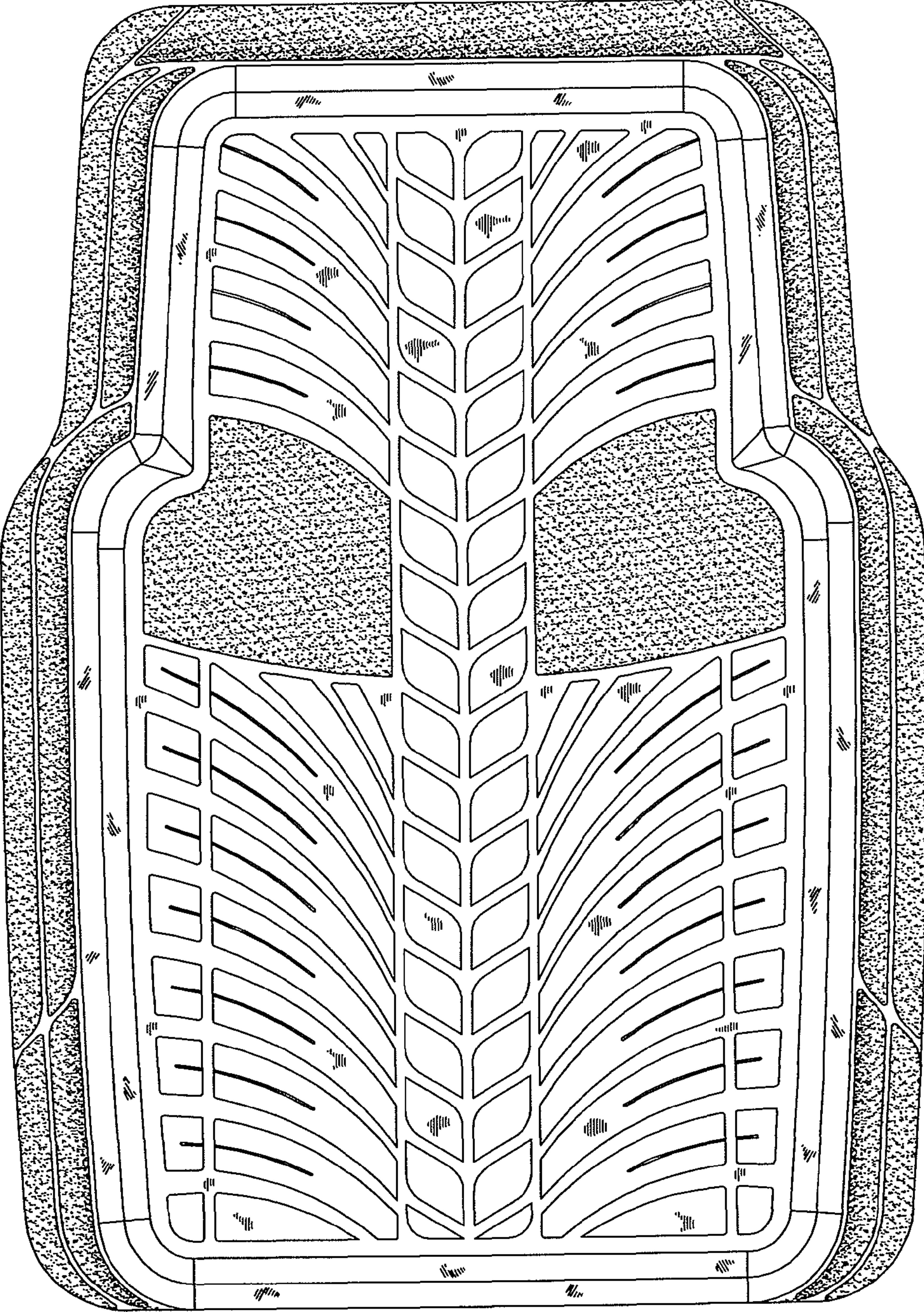


FIG. 6



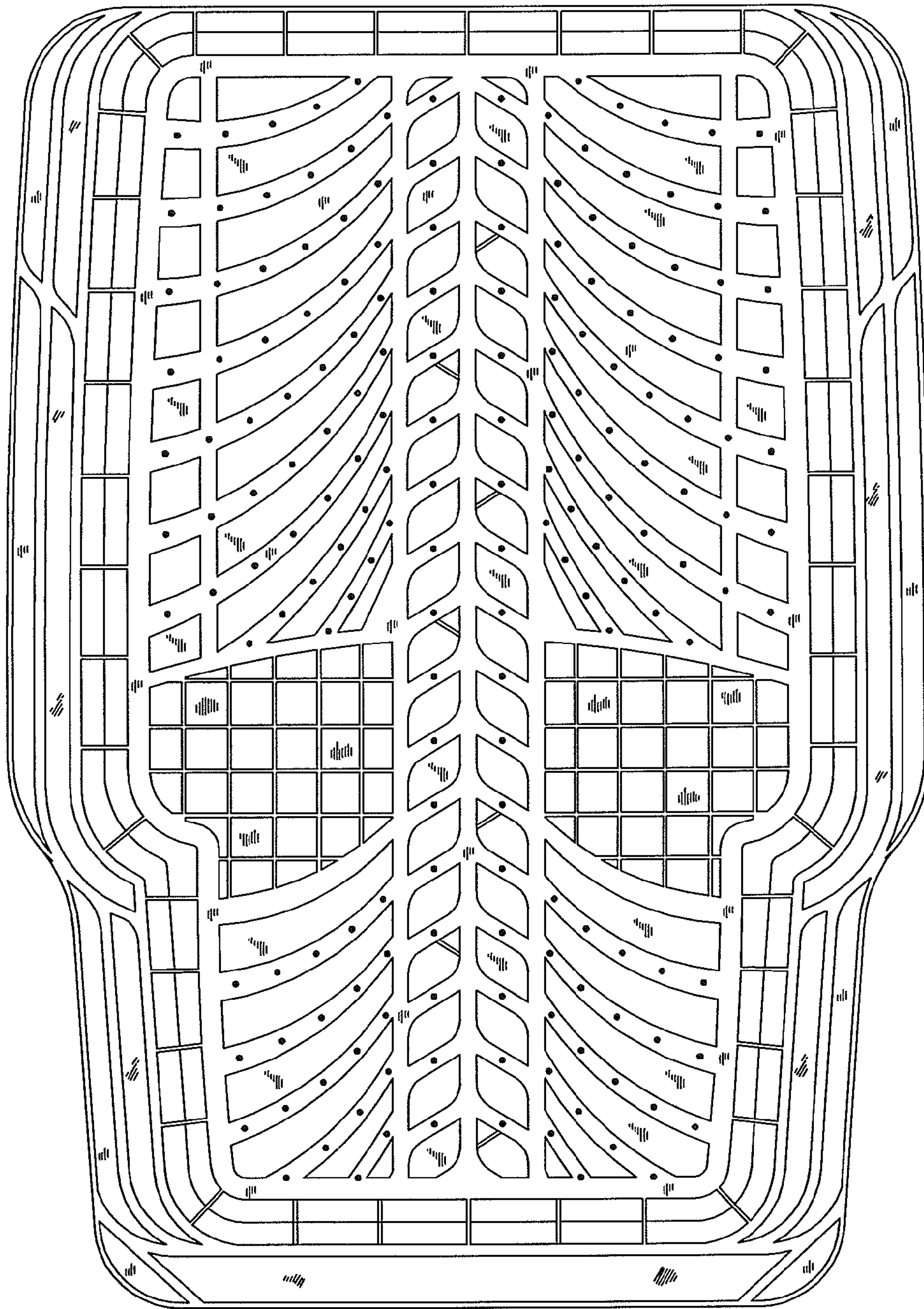


FIG. 7