

US00D666947S

(12) **United States Design Patent**  
**Vardon**

(10) **Patent No.:** **US D666,947 S**

(45) **Date of Patent:** **\*\* Sep. 11, 2012**

(54) **FRONT SUSPENSION ASSEMBLY FOR A MOTORCYCLE**

(76) Inventor: **Douglas L. Vardon**, Canal Fulton, OH (US)

(\*\*) Term: **14 Years**

(21) Appl. No.: **29/374,071**

(22) Filed: **Jun. 30, 2011**

(51) **LOC (9) Cl.** ..... **12-11**

(52) **U.S. Cl.** ..... **D12/118**

(58) **Field of Classification Search** ..... D12/110, D12/114, 117, 118; 280/274-288, 281.1, 280/288.1-288.4; 180/219  
See application file for complete search history.

(56) **References Cited**

**U.S. PATENT DOCUMENTS**

435,477	A	9/1890	Blackledge	280/277
1,189,874	A	7/1916	Schickel	280/277
1,527,133	A	2/1925	Harley	280/277
1,834,308	A *	12/1931	Harley	280/276
2,038,011	A	4/1936	Spetgler et al.	280/277
2,751,991	A	6/1956	Mennesson	180/277
3,701,544	A	10/1972	Stanovich	280/276
3,730,553	A	5/1973	Harman	280/277
3,753,578	A	8/1973	Rupp, II	280/276
D231,517	S *	4/1974	Kennedy	D12/118
3,866,946	A	2/1975	Robison	280/279
4,184,695	A	1/1980	Roe et al.	280/277
4,401,316	A	8/1983	Miyakoshi et al.	280/277
4,410,196	A	10/1983	Ribi	280/276
4,431,204	A	2/1984	Miyakoshi et al.	280/277
4,433,850	A	2/1984	Miyakoshi et al.	280/277
4,433,851	A	2/1984	Miyakoshi et al.	280/277
4,444,406	A	4/1984	Isono	280/277
4,531,755	A	7/1985	Isono	280/277
4,565,384	A	1/1986	Dehnisch	280/279
4,570,963	A	2/1986	Isono	280/277
4,629,205	A	12/1986	Haynes	280/277
5,398,954	A	3/1995	Chonan	280/276
5,829,773	A	11/1998	Rajace	280/276
5,967,538	A	10/1999	Callaluca et al.	280/279
D417,416	S *	12/1999	Storz et al.	D12/118

6,017,047	A	1/2000	Hoose	280/276
6,155,370	A	12/2000	Iwai et al.	180/222
D452,836	S *	1/2002	Storz et al.	D12/118
6,336,647	B1 *	1/2002	Iwai et al.	280/276
6,457,732	B2 *	10/2002	Ito et al.	280/277
6,513,822	B1	2/2003	Chonan	280/276
6,520,524	B1	2/2003	Costa	280/276

(Continued)

**OTHER PUBLICATIONS**

Author Unknown—Sugar Bear Past and Present, 2-page article from [HTTP://www.sugarbearchoppers.com](http://www.sugarbearchoppers.com) (downloaded Sep. 30, 2010) But actual date of printing of the article is unknown.

*Primary Examiner* — Susan M Lee

*Assistant Examiner* — Linda G. Brooks

(74) *Attorney, Agent, or Firm* — David A. Burge

(57) **CLAIM**

I claim the ornamental design for a front suspension assembly for a motorcycle, as shown and described.

**DESCRIPTION**

Reference is made to a concurrently filed Utility application Ser. No. 13/135,298 entitled Suspension System for Steerable Front Wheel of Vehicle, the disclosure of which is incorporated herein by reference.

FIG. 1 is a perspective view of my design from the left side and bottom thereof;

FIG. 2 is a perspective view from the right side and bottom thereof;

FIG. 3 is a left side view thereof;

FIG. 4 is a front view thereof;

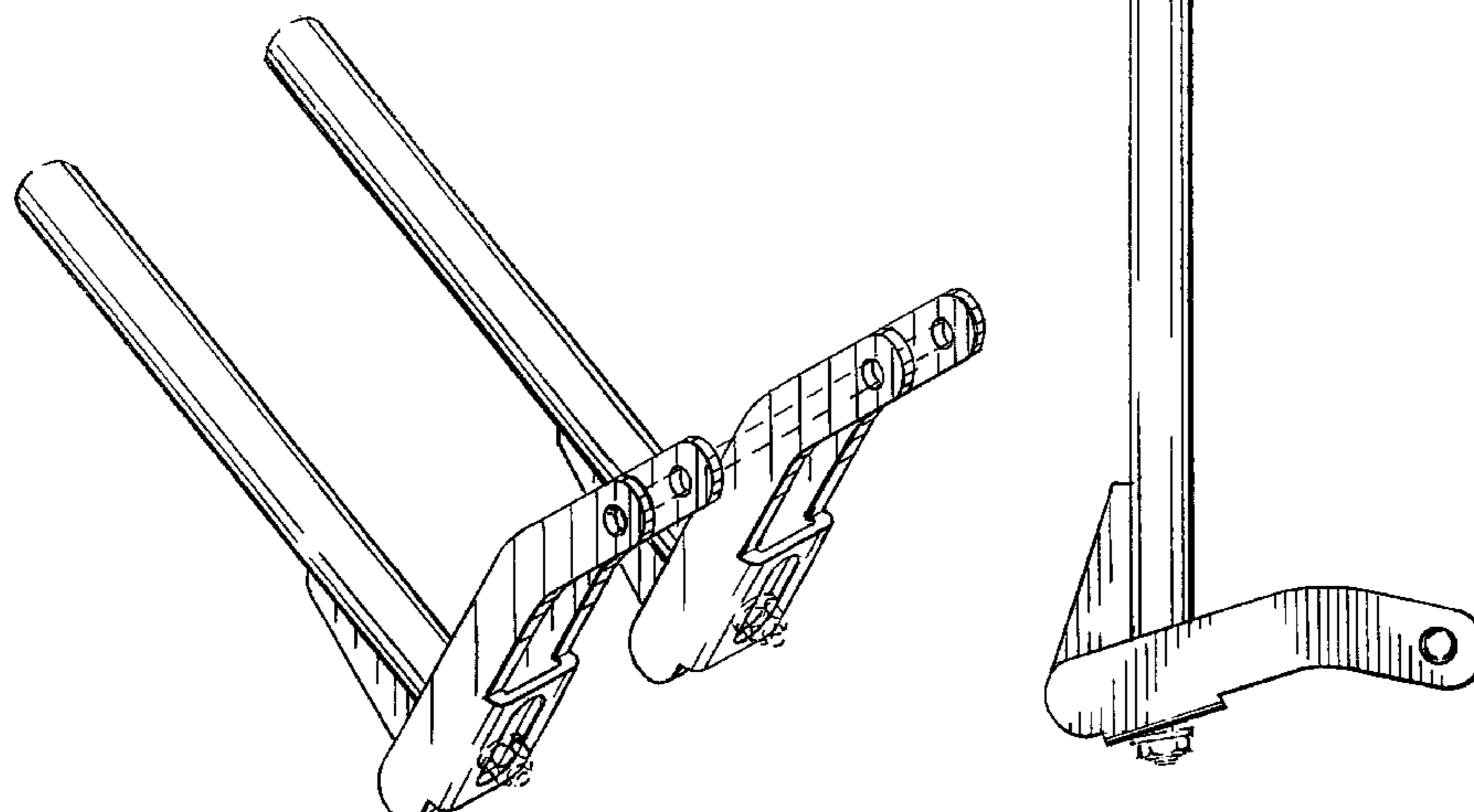
FIG. 5 is a rear view thereof;

FIG. 6 is a top view thereof; and,

FIG. 7 is a bottom view thereof.

The broken lines at the top of the tubes in FIGS. 1, 2, 3, 4, 5 and the outermost lines at the top of the tubes in FIG. 6 are boundary lines, while the other broken lines illustrate environmental structure. None of the broken lines form part of the claimed design.

**1 Claim, 4 Drawing Sheets**



# US D666,947 S

Page 2

---

U.S. PATENT DOCUMENTS									
6,786,499	B2	9/2004	Ackley	280/276	7,207,585	B2	4/2007	Czysz	280/276
6,896,276	B1	5/2005	Sparrow	280/276	D542,718	S	5/2007	Costa	D12/118
6,926,297	B2	8/2005	Czysz	280/276	7,438,306	B2	10/2008	Madeza et al.	280/279
6,966,571	B2	11/2005	Czysz	280/279	7,441,622	B2	10/2008	Costa	180/219
6,979,011	B2	12/2005	Czysz	280/276	7,490,843	B2	2/2009	Czysz	280/283
D514,477	S	2/2006	Doll	D12/118	7,546,894	B1	6/2009	Glenn	180/277
7,111,700	B2	9/2006	Czysz	180/219	7,578,514	B2	8/2009	Czysz	280/276
7,111,861	B2	9/2006	Pender	280/279	7,832,752	B2	11/2010	Czysz	280/283
7,182,357	B2	2/2007	Czysz	280/276	2007/0144845	A1	6/2007	Saito	
7,185,905	B2	3/2007	Czysz	280/276					

\* cited by examiner

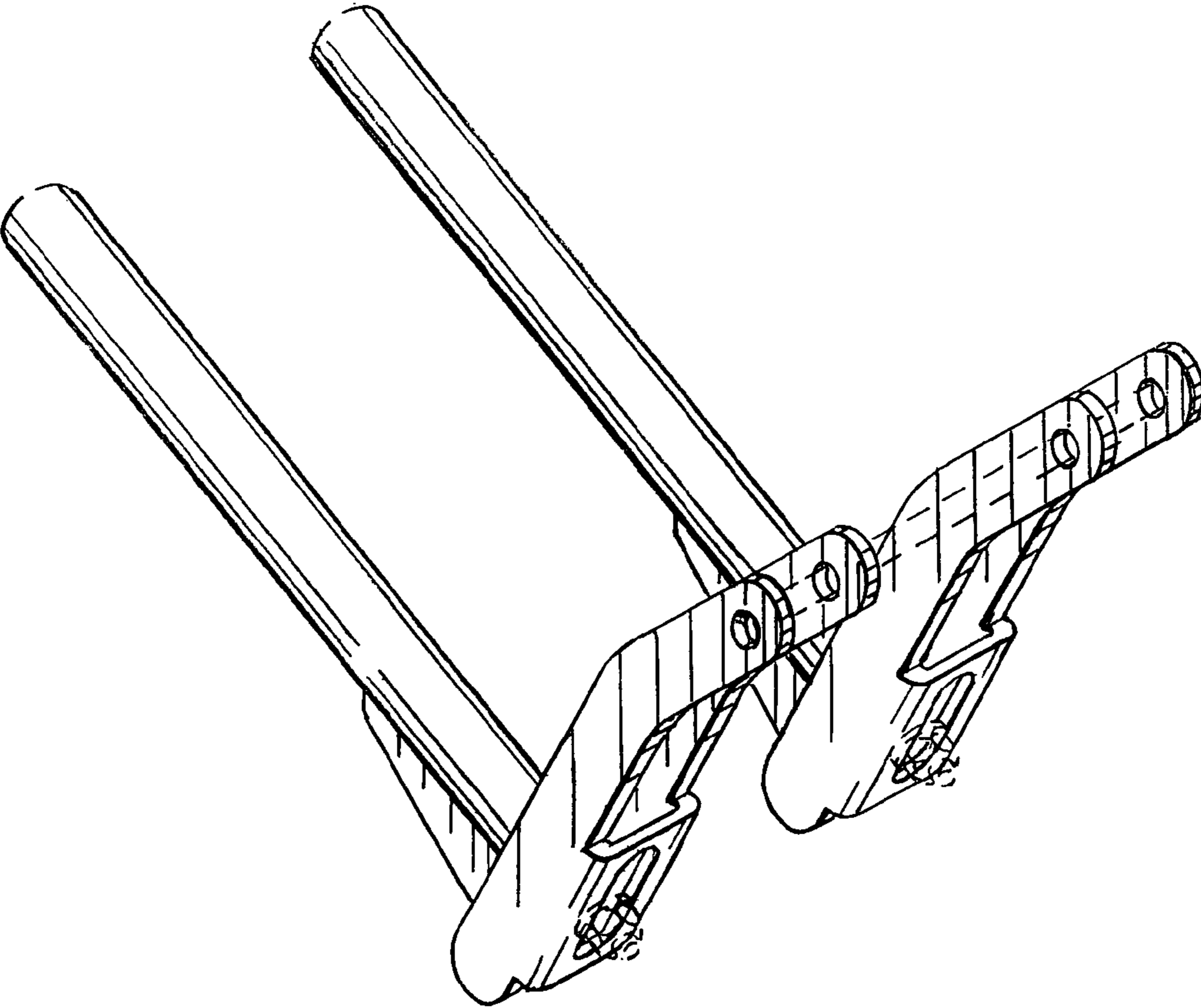


FIG. 1

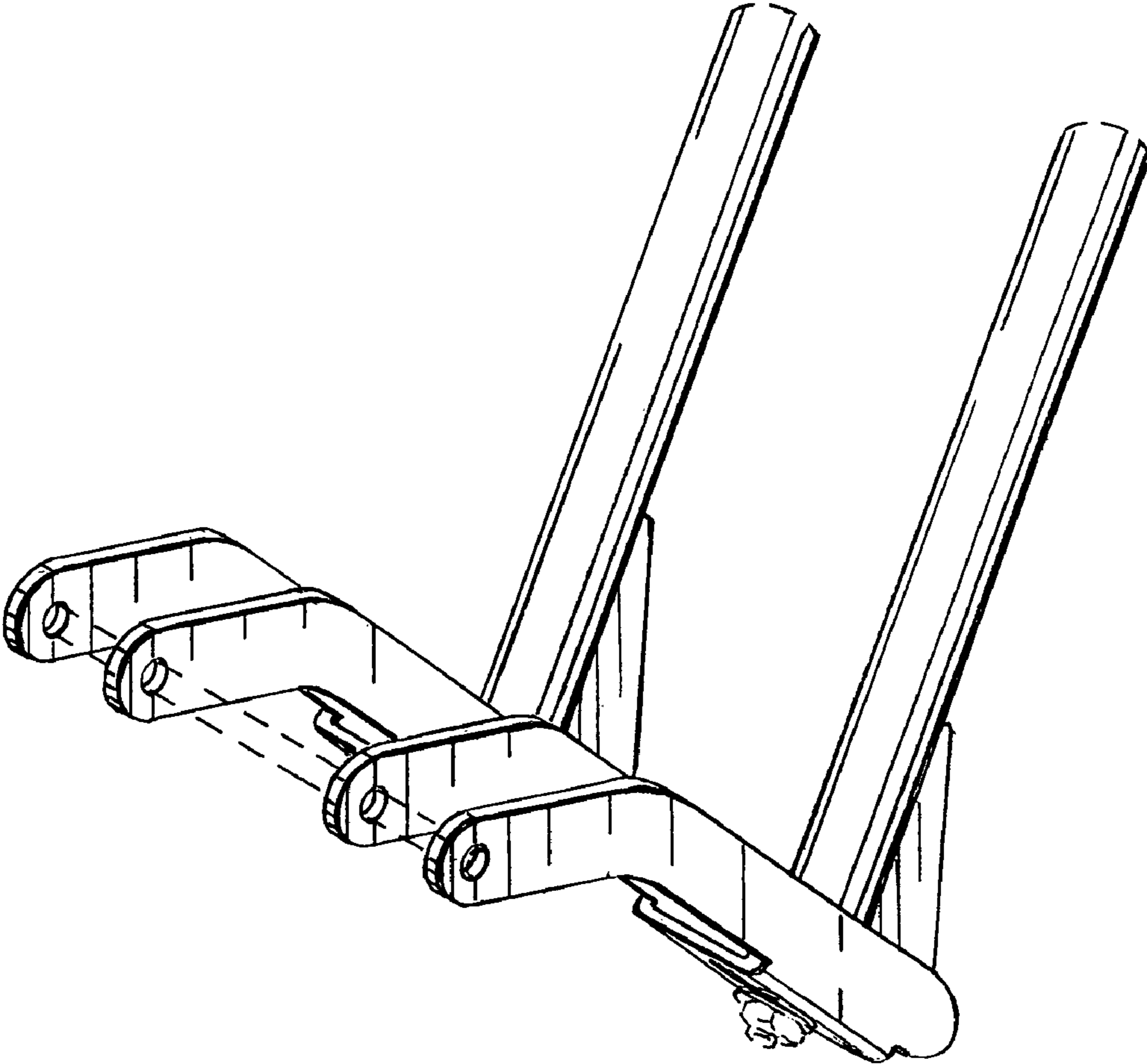


FIG. 2

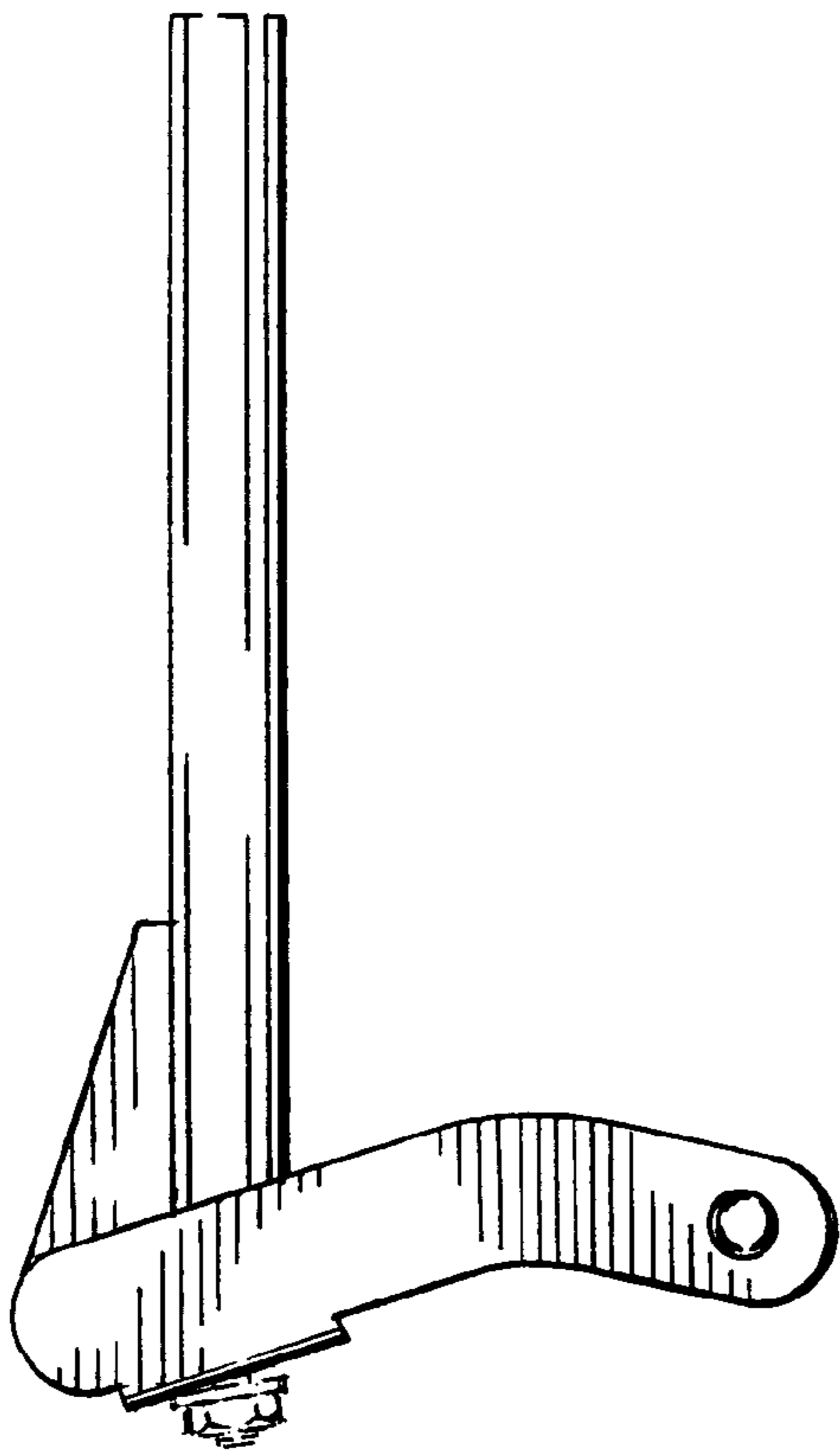


FIG. 3

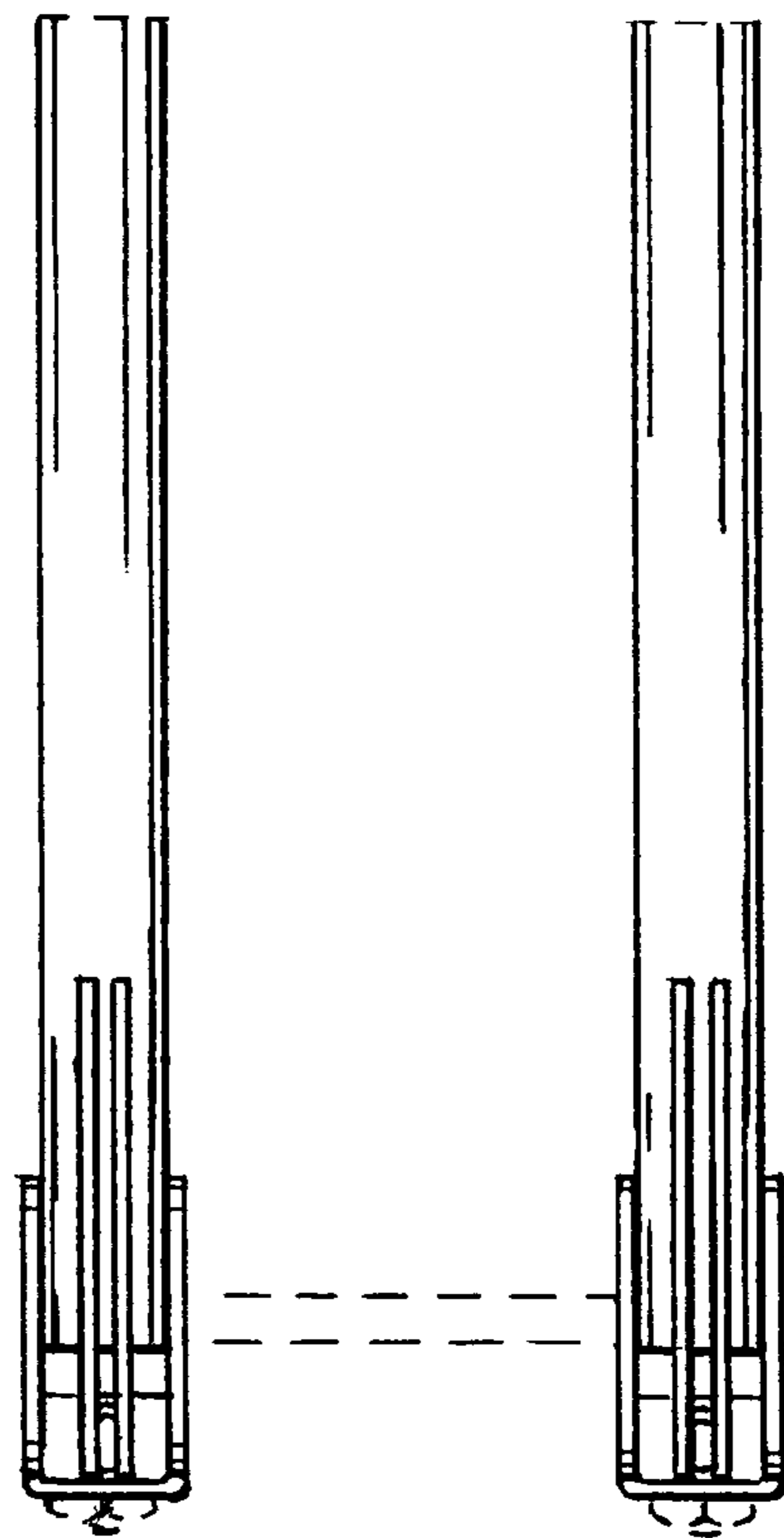


FIG. 4



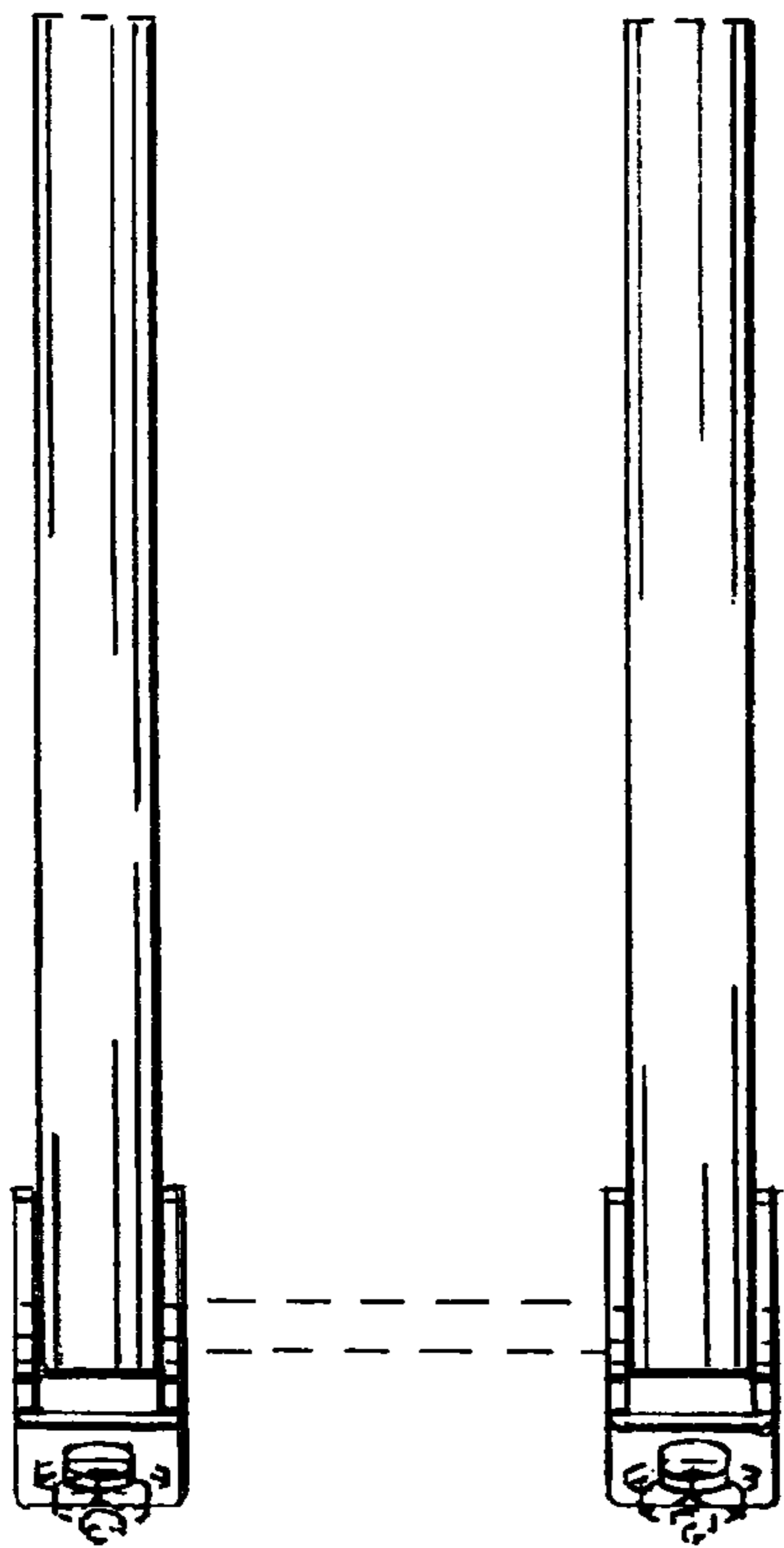


FIG. 5

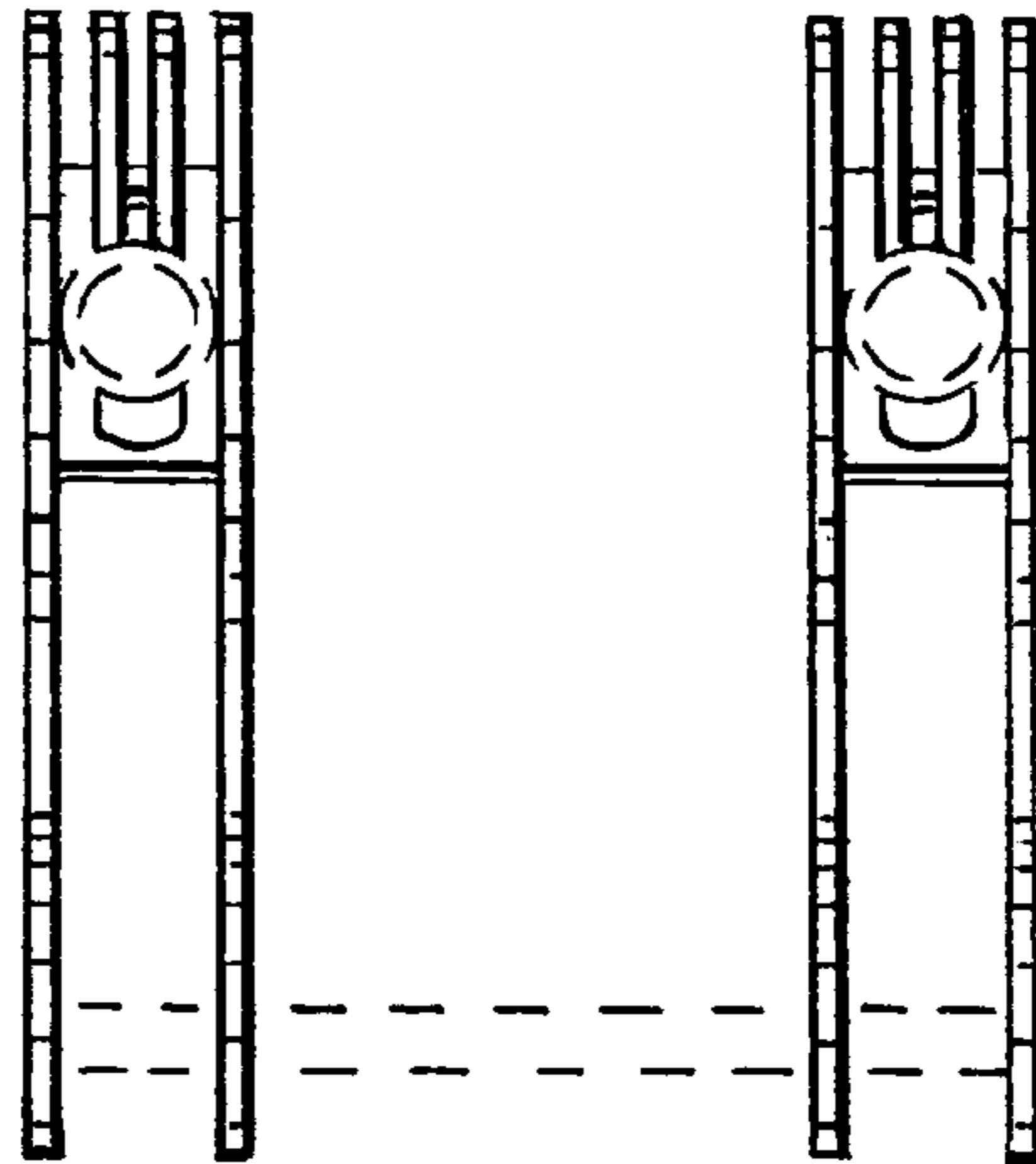


FIG. 6

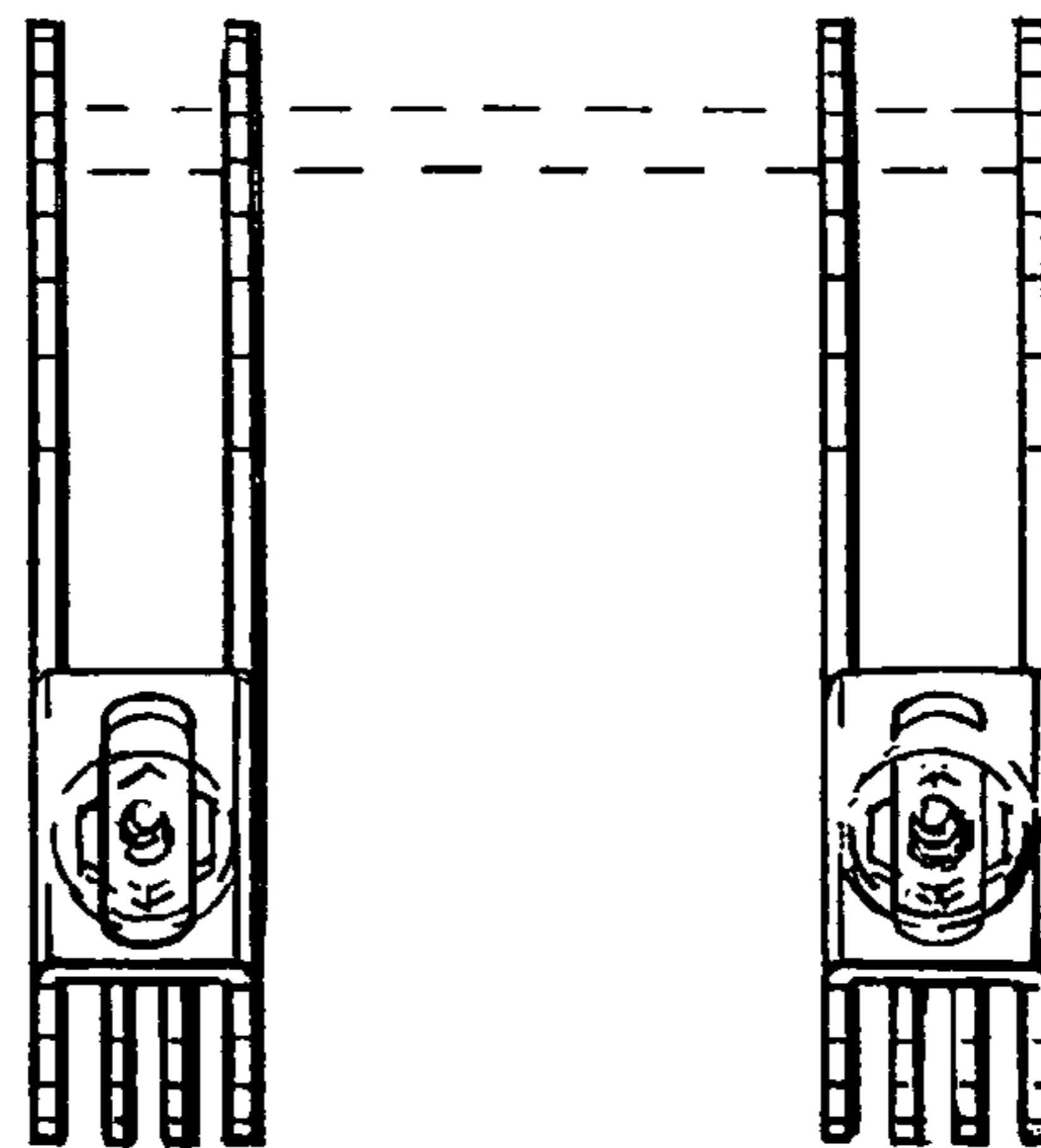


FIG. 7