



US00D666925S

(12) **United States Design Patent**
Ahlström

(10) **Patent No.:** **US D666,925 S**

(45) **Date of Patent:** **** Sep. 11, 2012**

(54) **WRISTWATCH**

(75) Inventor: **Mikko Tuomas Ahlström**, Helsinki (FI)

(73) Assignee: **Suunto Oy**, Vantaa (FI)

(**) Term: **14 Years**

(21) Appl. No.: **29/338,642**

(22) Filed: **Jun. 16, 2009**

Related U.S. Application Data

(62) Division of application No. 29/297,728, filed on Nov. 16, 2007, now Pat. No. Des. 604,644.

(51) **LOC (9) Cl.** **10-02**

(52) **U.S. Cl.** **D10/32**

(58) **Field of Classification Search** D10/30-39,
D10/97, 128, 131; 368/276, 281, 282, 294,
368/295, 10; D14/344; D24/167; 702/160;
D11/3

See application file for complete search history.

(56) **References Cited**

U.S. PATENT DOCUMENTS

D215,112	S	*	9/1969	Meylan	D10/38
3,503,203	A	*	3/1970	Gruner et al.	368/21
4,525,074	A	*	6/1985	Murakami	368/10
D350,071	S	*	8/1994	Giardiello	D10/32
D382,815	S	*	8/1997	Riley	D10/30
5,724,317	A	*	3/1998	Kubota et al.	368/11
D415,693	S	*	10/1999	Kennedy	D10/30
D445,343	S	*	7/2001	Schneider	D10/30
D447,063	S	*	8/2001	Scheufele	D10/30

D452,006	S	*	12/2001	Komulainen	D24/167
D461,725	S	*	8/2002	Bodino	D10/32
D467,820	S	*	12/2002	Berliat	D10/39
6,619,835	B2	*	9/2003	Kita	368/281
D507,498	S	*	7/2005	Hung	D10/31
D509,216	S	*	9/2005	Yamamoto et al.	D14/344
D536,995	S	*	2/2007	Oshita	D10/31
D541,179	S	*	4/2007	Ahlstrom	D10/31
D545,697	S	*	7/2007	Martin	D10/38
D555,517	S	*	11/2007	Dias	D10/38
D564,366	S	*	3/2008	Yeh et al.	D10/30
7,376,533	B2	*	5/2008	Fujiwara	702/160
D586,669	S	*	2/2009	Loth	D10/39
D594,764	S	*	6/2009	Ahlstrom	D10/32

* cited by examiner

Primary Examiner — Lucy Lieberman

(57) **CLAIM**

I claim the ornamental design for a wristwatch, as shown and described.

DESCRIPTION

FIG. 1 is a front perspective view of a wristwatch showing my new design with the band in an assembled position;

FIG. 2 is a front elevation thereof;

FIG. 3 is a rear perspective view thereof;

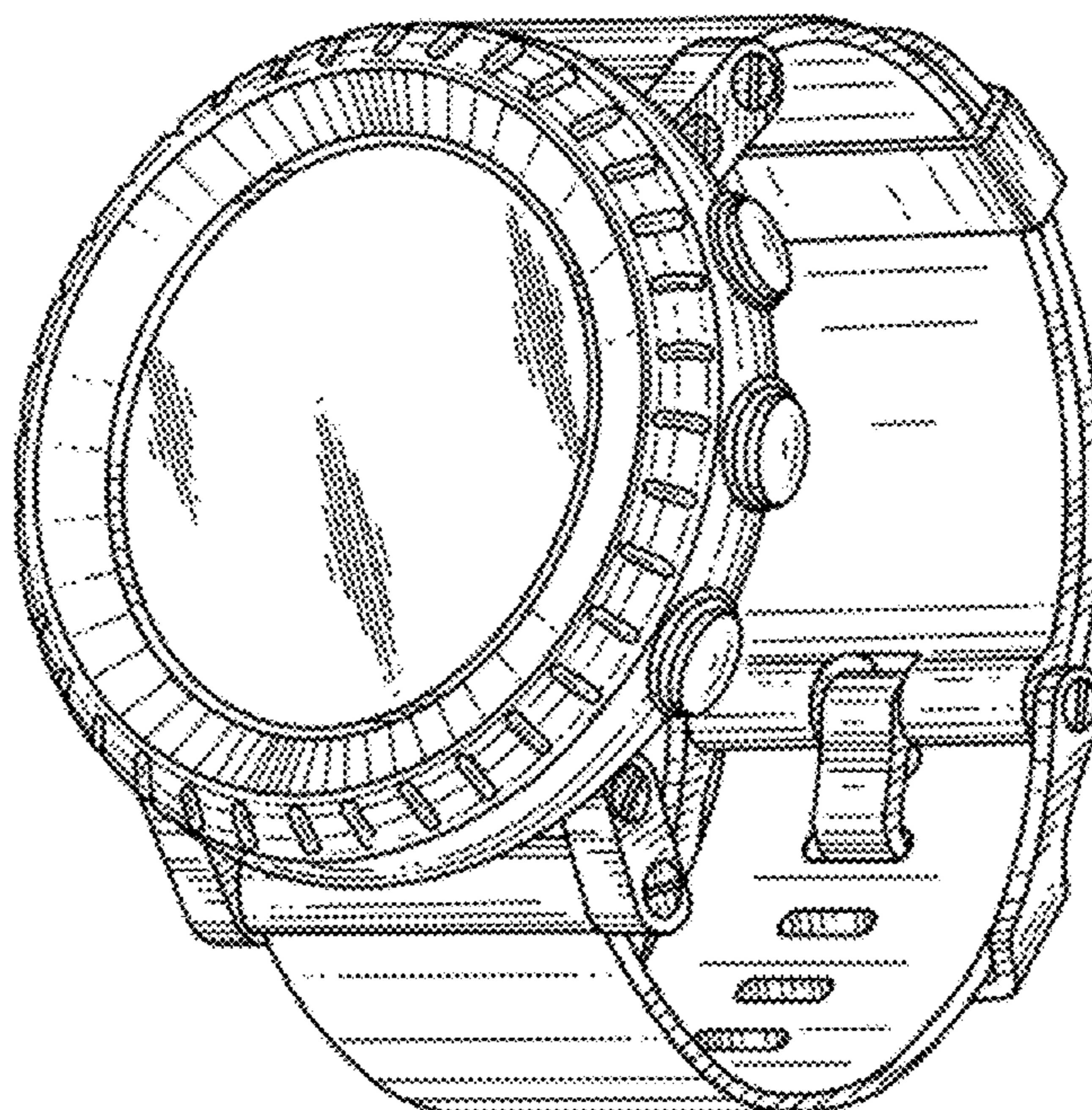
FIG. 4 is a right side elevation of the wristwatch shown with the band in an unassembled position;

FIG. 5 is a rear elevation of the wristwatch shown with the band in an unassembled position; and,

FIG. 6 is a left side elevation of the wristwatch with the band in an unassembled position.

The views in the drawings are shown on different scales.

1 Claim, 5 Drawing Sheets



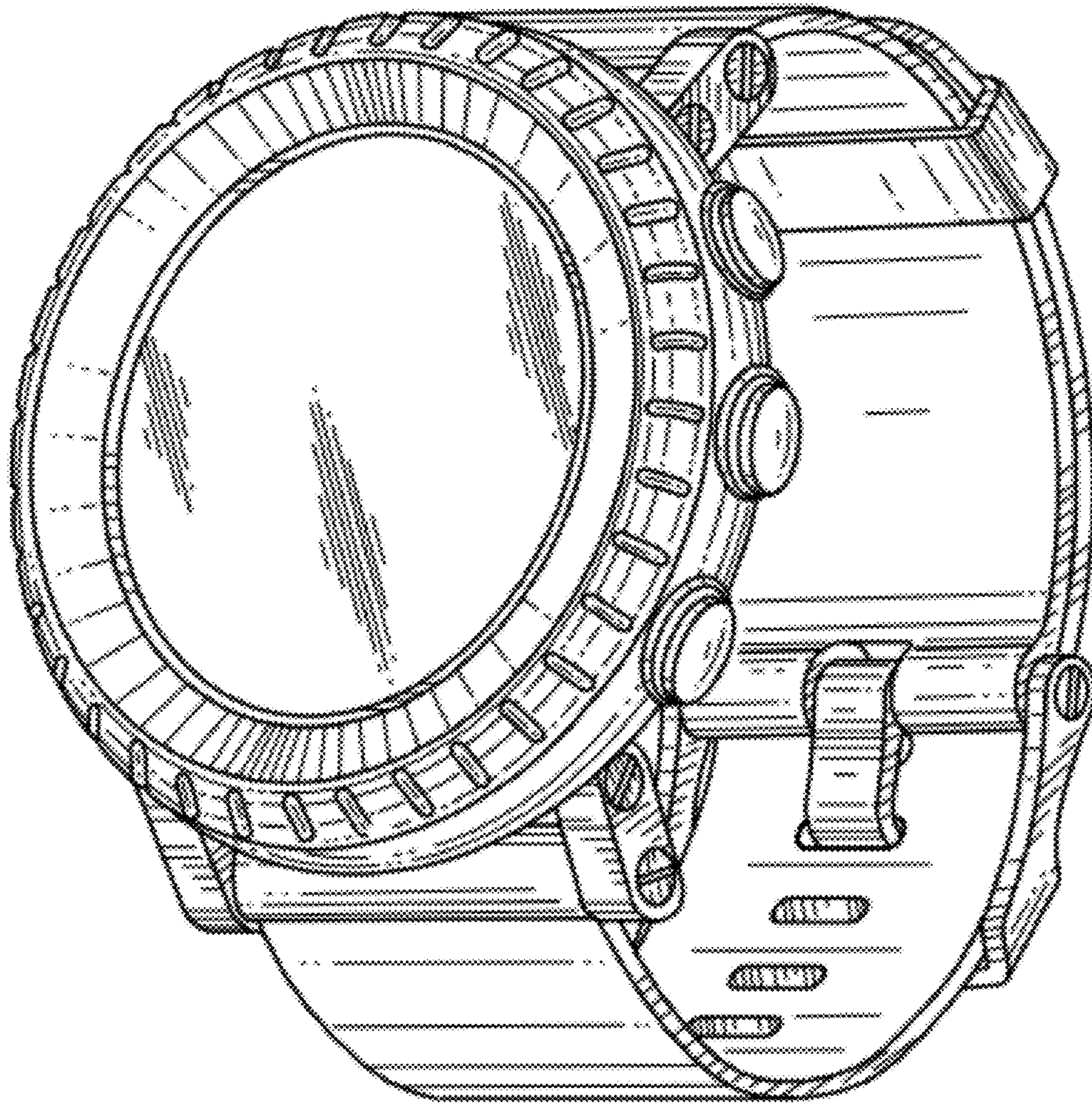


FIG. 1

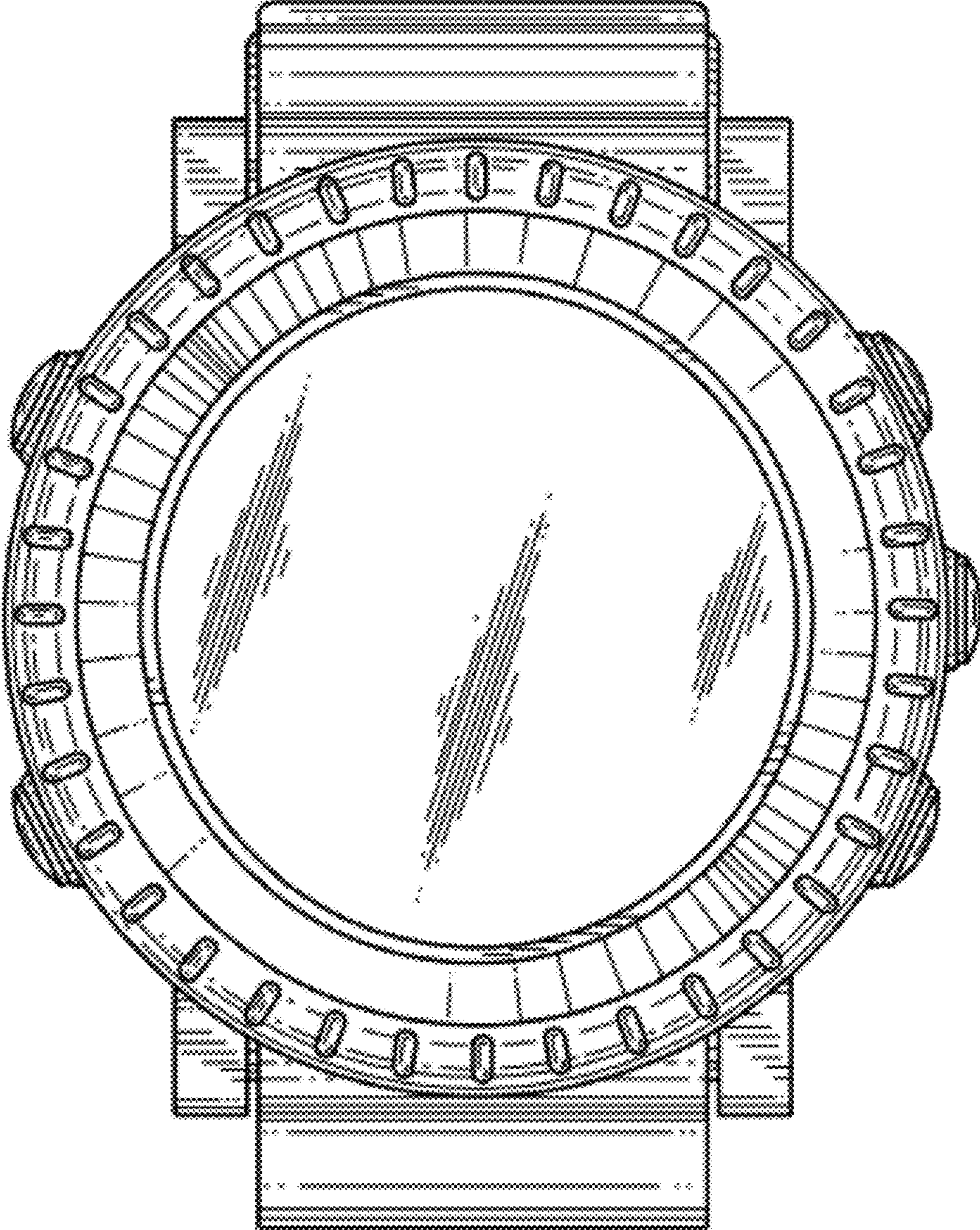


FIG. 2

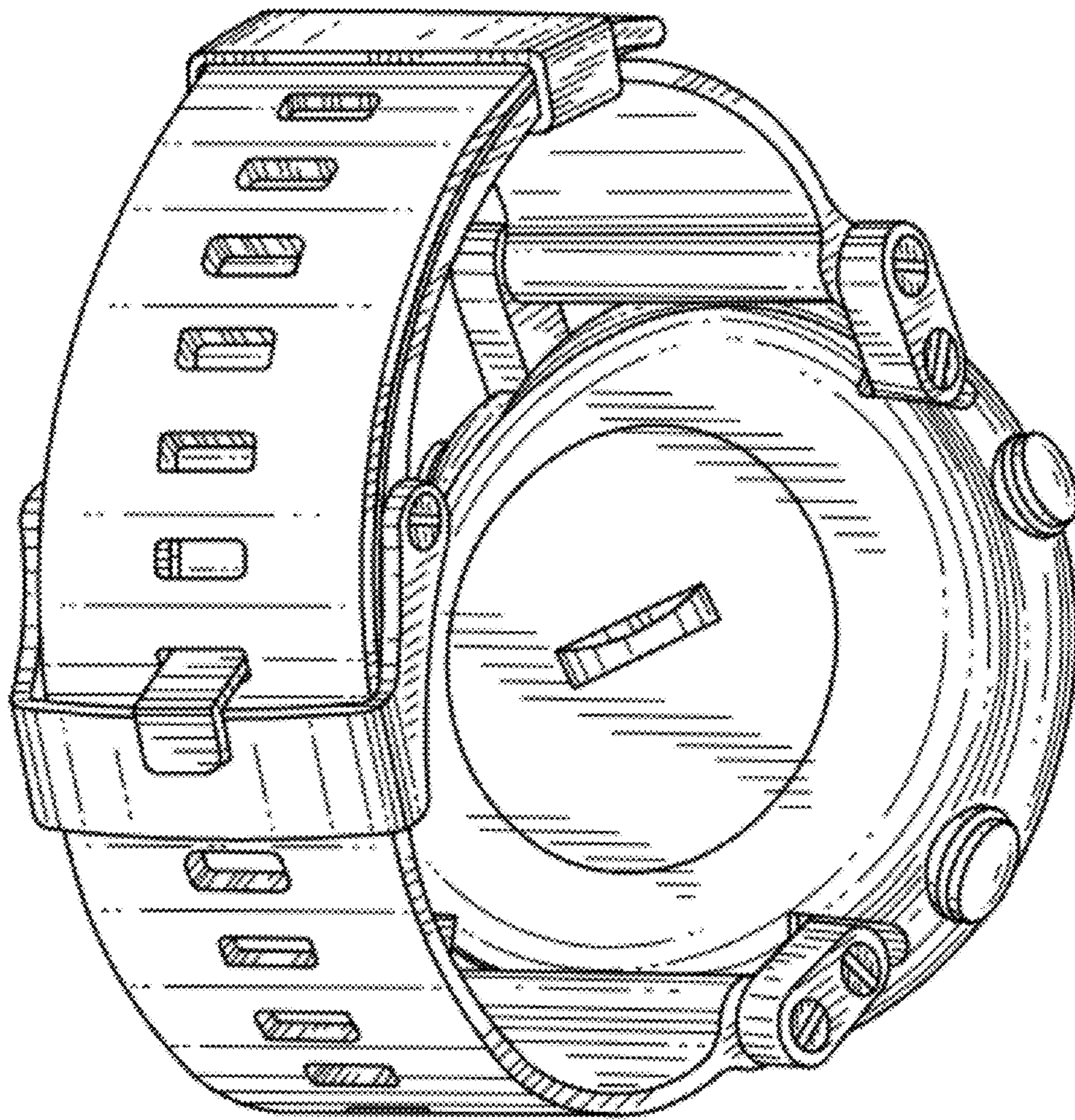


FIG. 3




FIG. 4

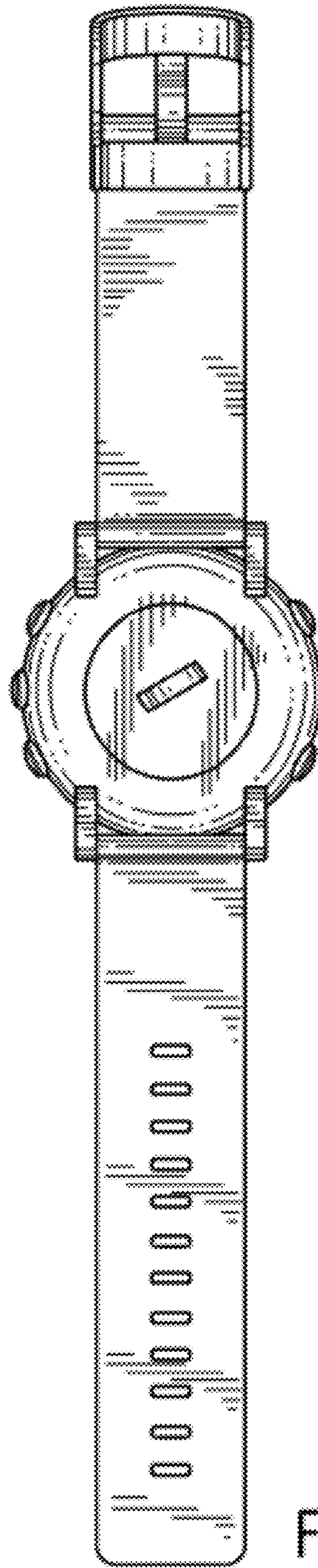


FIG. 5

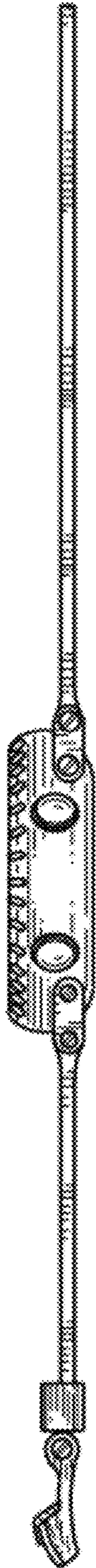


FIG. 6