

US00D666920S

(12) **United States Design Patent**
Chen

(10) **Patent No.:** **US D666,920 S**

(45) **Date of Patent:** **** Sep. 11, 2012**

(54) **TUBE CONTAINER**

(76) Inventor: **Fang-Pin Chen**, Chia Yih Hsien (TW)

(**) Term: **14 Years**

(21) Appl. No.: **29/400,822**

(22) Filed: **Sep. 1, 2011**

(51) **LOC (9) Cl.** **09-03**

(52) **U.S. Cl.** **D9/697**

(58) **Field of Classification Search** D9/695-699,
D9/702-703, 705, 707-708, 711-712, 521,
D9/571, 574, 516, 522, 541, 556-560, 723-729,
D9/447, 442, 443, 453; 215/355, 380, 381;
222/212, 92, 95-96, 107, 215, 531, 386,
222/536; 220/669, DIG. 7; D28/91.1, 76-78,
D28/82, 88; D4/114; D24/119

See application file for complete search history.

(56) **References Cited**

U.S. PATENT DOCUMENTS

D237,942 S *	12/1975	Welker et al.	D24/117
D288,061 S *	2/1987	Bek et al.	D9/696
D289,609 S *	5/1987	Bauwens et al.	D9/697
D312,768 S *	12/1990	Eastman	D9/724
D412,107 S *	7/1999	Bosshardt	D9/697
D510,873 S *	10/2005	Jones	D9/698

D576,047 S *	9/2008	Reihle	D9/500
D640,931 S *	7/2011	Swanson	D9/667
D646,932 S *	10/2011	Melms, Jr.	D7/598

* cited by examiner

Primary Examiner — Caron D Veynar

Assistant Examiner — Abraham Bahta

(74) *Attorney, Agent, or Firm* — Stites & Harbison PLLC;
Marvin Petry

(57) **CLAIM**

The ornamental design for a tube container, as shown and described.

DESCRIPTION

FIG. 1 is a perspective view of the tube container showing my new design;

FIG. 2 is a top view thereof;

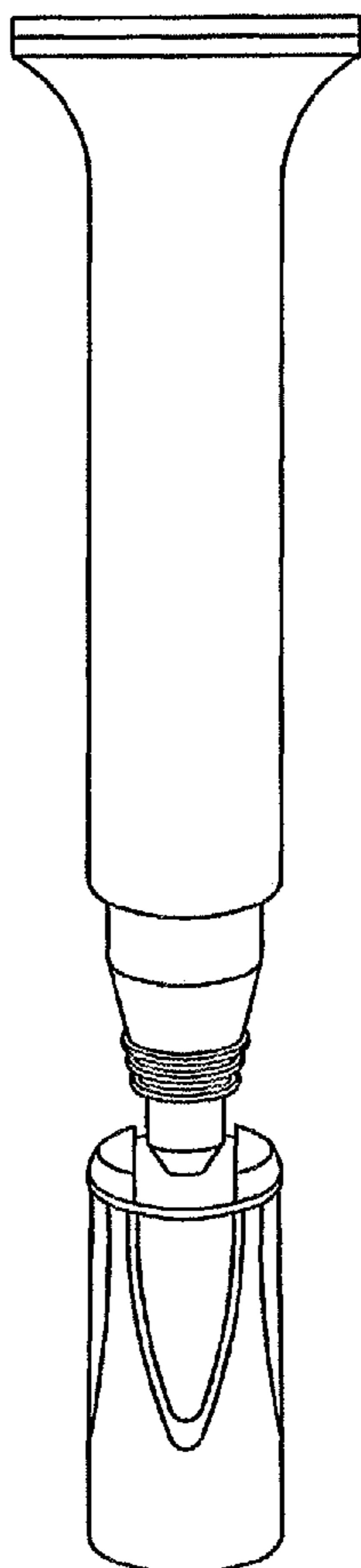
FIG. 3 is a bottom view thereof;

FIG. 4 is a front view thereof, the rear view being identical thereto; and,

FIG. 5 is a right side view thereof, the left side view being identical thereto.

The broken line showing of portions of the tube container is included for the purpose of illustrating environmental structure and forms no part of the claimed design.

1 Claim, 2 Drawing Sheets



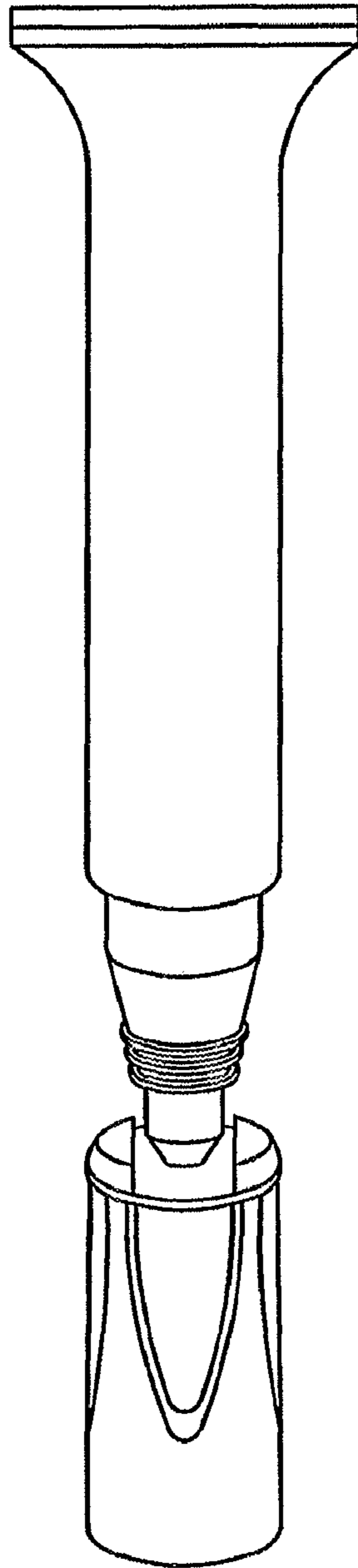


FIG. 1

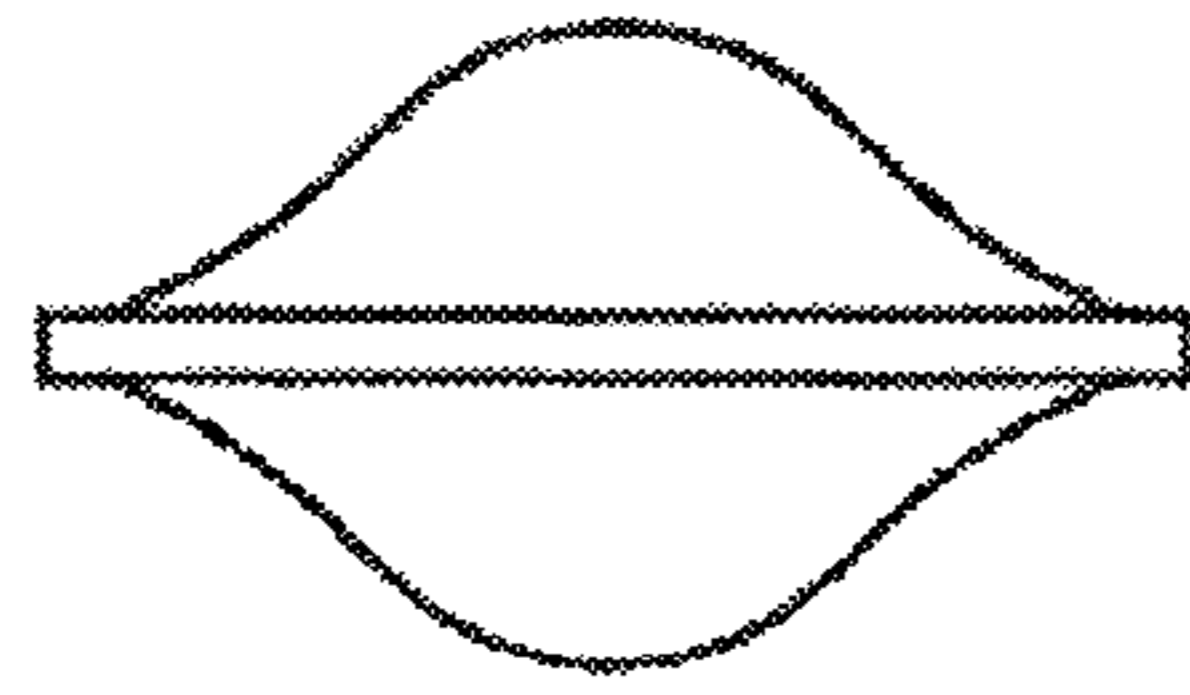


FIG. 2

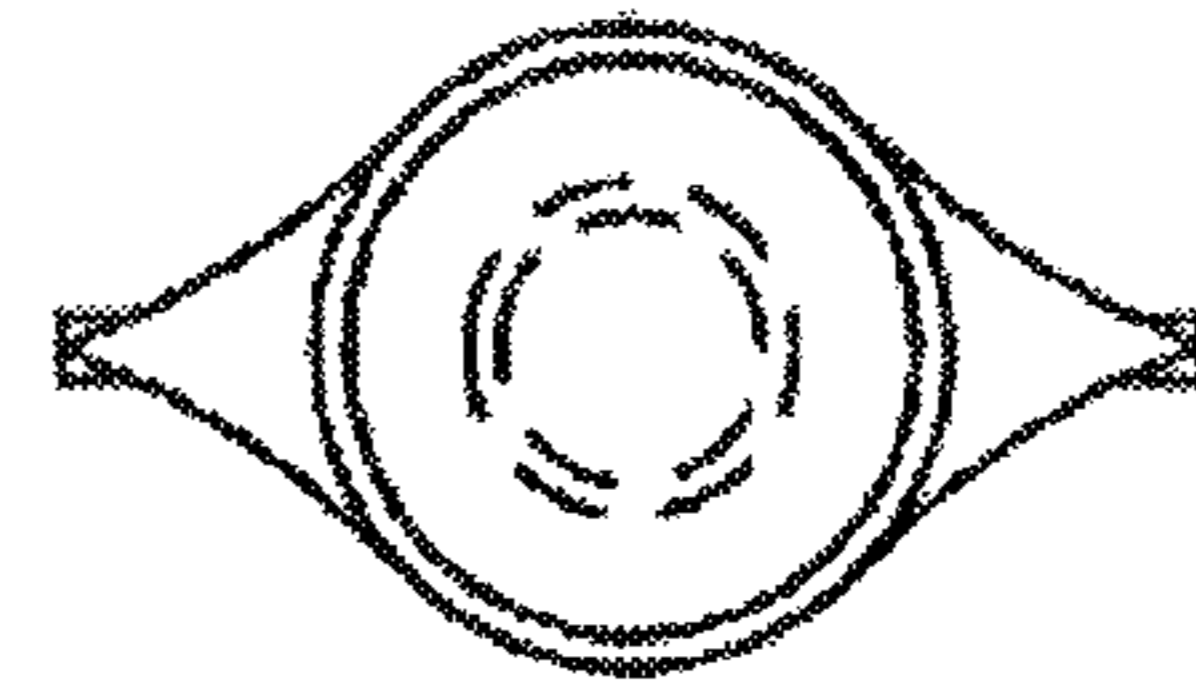


FIG. 3

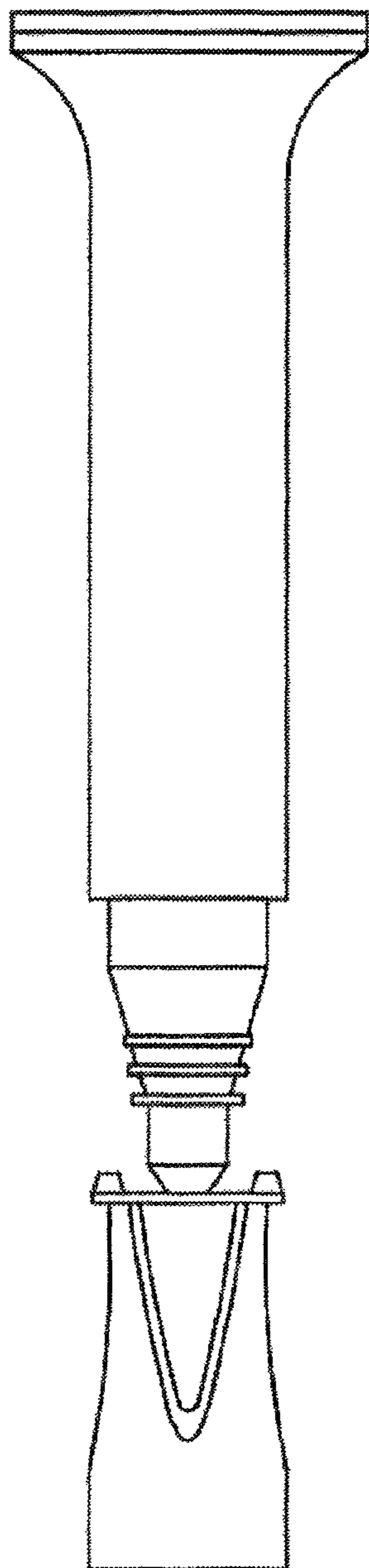


FIG. 4




FIG. 5