



US00D666914S

(12) **United States Design Patent**  
**Elstow et al.**

(10) **Patent No.:** **US D666,914 S**  
(45) **Date of Patent:** **\*\* Sep. 11, 2012**

(54) **BOTTLE**

(75) Inventors: **Corinne Elizabeth Elstow**,  
Marlborough (GB); **Dominique Céline**  
**Ignace Marie Geeraert**, Denderhoutem  
(BE); **Claire Emeline Iglesias**, Etterbeek  
(BE); **John David Lamb**, Marlborough  
(GB)

(73) Assignee: **The Procter & Gamble Company**,  
Cincinnati, OH (US)

(\*\*) Term: **14 Years**

(21) Appl. No.: **29/357,954**

(22) Filed: **Mar. 19, 2010**

(30) **Foreign Application Priority Data**

Sep. 25, 2009 (WO) ..... 514316701

(51) **LOC (9) Cl.** ..... **09-01**

(52) **U.S. Cl.** ..... **D9/539; D9/556; D9/557; D9/571**

(58) **Field of Classification Search** ..... D9/516,  
D9/520, 537, 539, 549, 552, 558, 565, 571,  
D9/574, 556, 557; 215/381-385, 379; 220/660,  
220/669, 675

See application file for complete search history.

(56) **References Cited**

**U.S. PATENT DOCUMENTS**

D95,965 S \* 6/1935 Kihn ..... D9/541  
D103,789 S \* 3/1937 Nitardy ..... D9/543  
D108,727 S \* 3/1938 Dunnock ..... D9/542

D127,711 S \* 6/1941 Foley ..... D9/505  
2,586,687 A \* 2/1952 Mellon ..... 222/182  
D198,233 S \* 5/1964 Anderson ..... D9/542  
D446,121 S \* 8/2001 Maddy ..... D9/500  
D505,079 S \* 5/2005 Mulder et al. .... D9/542  
D529,388 S \* 10/2006 Bakic ..... D9/529  
D561,033 S \* 2/2008 Pritchett et al. .... D9/530  
D581,284 S \* 11/2008 Mayers ..... D9/543  
D592,516 S \* 5/2009 Cummings et al. .... D9/530  
D595,135 S \* 6/2009 Goetz ..... D9/500  
D608,210 S \* 1/2010 Kuzma et al. .... D9/542  
D608,642 S \* 1/2010 Black ..... D9/500

\* cited by examiner

*Primary Examiner* — Elizabeth J Oswecki

(74) *Attorney, Agent, or Firm* — Armina E. Stricklin; Gary J. Foose

(57) **CLAIM**

The ornamental design for a bottle, as shown and described.

**DESCRIPTION**

FIG. 1 is an isometric view of a bottle showing our new design;

FIG. 2 is a left view thereof;

FIG. 3 is a right view thereof;

FIG. 4 is a front view thereof;

FIG. 5 is a back view thereof;

FIG. 6 is a top view thereof; and,

FIG. 7 is a bottom view thereof.

In the drawings, the broken lines in FIGS. 1-7 depict portions of the design that form no part of the claim.

**1 Claim, 6 Drawing Sheets**






Fig. 1



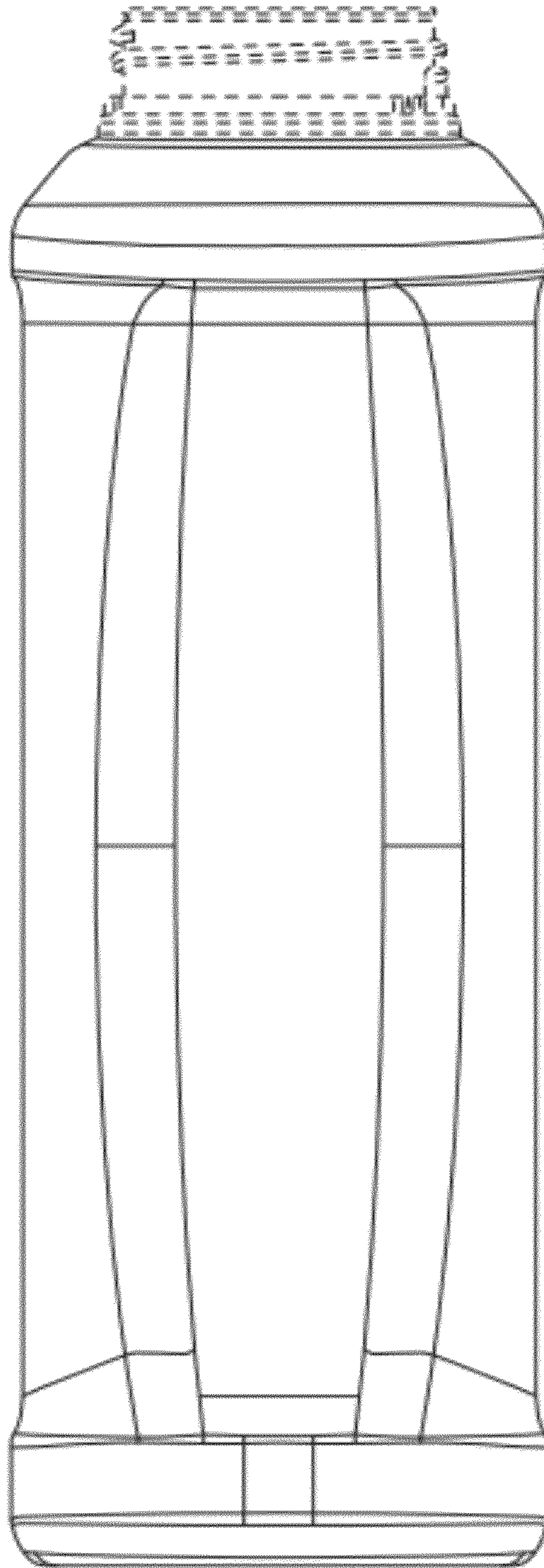


Fig. 2

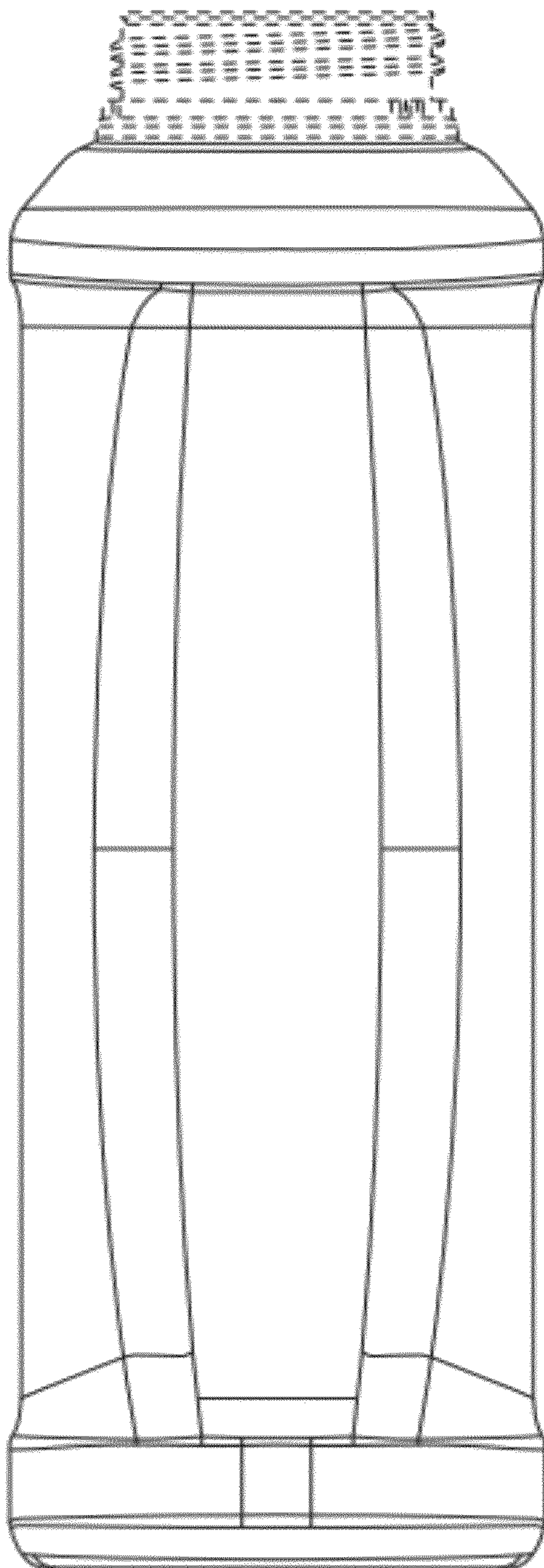


Fig. 3






Fig. 4




Fig. 5



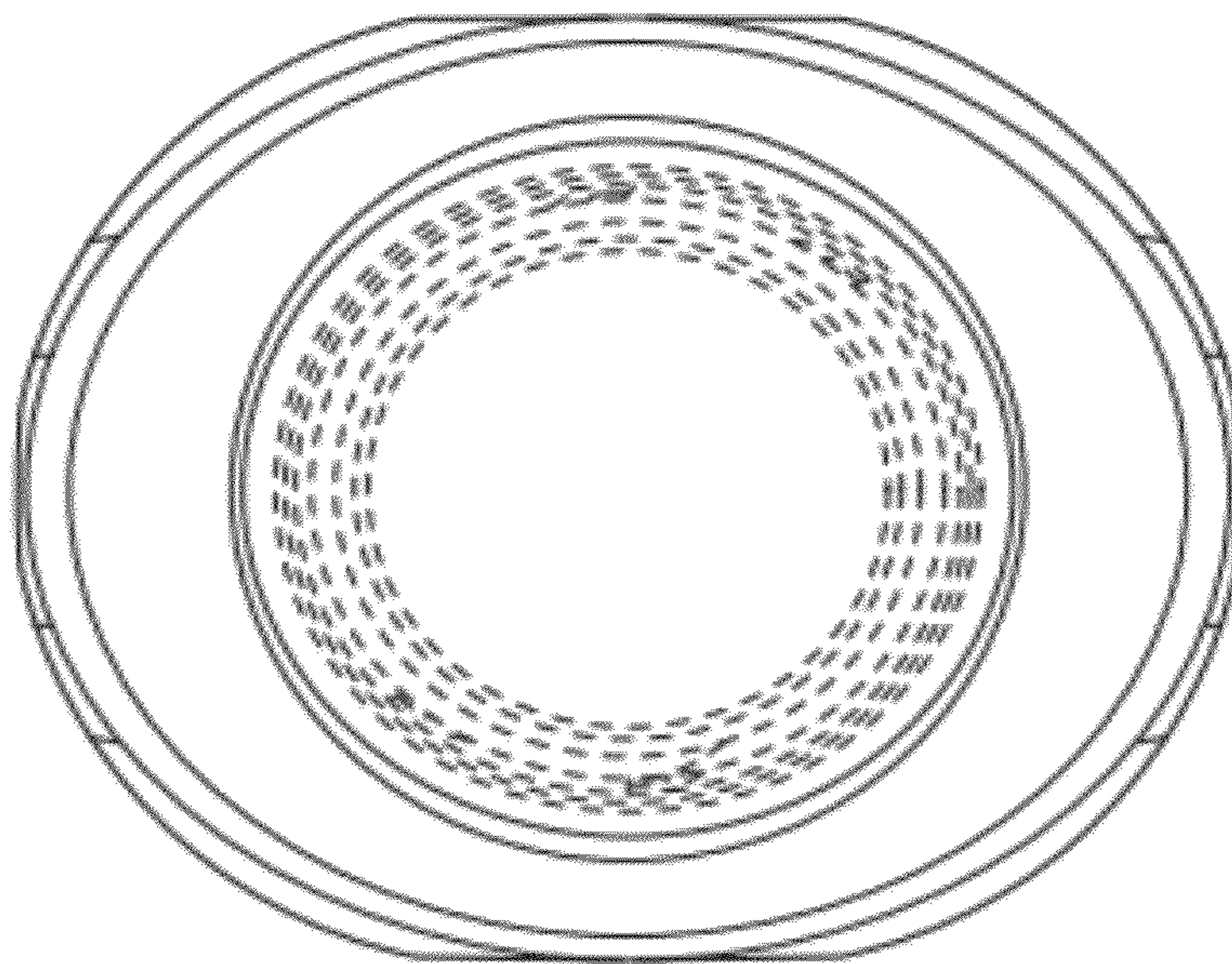


Fig. 6

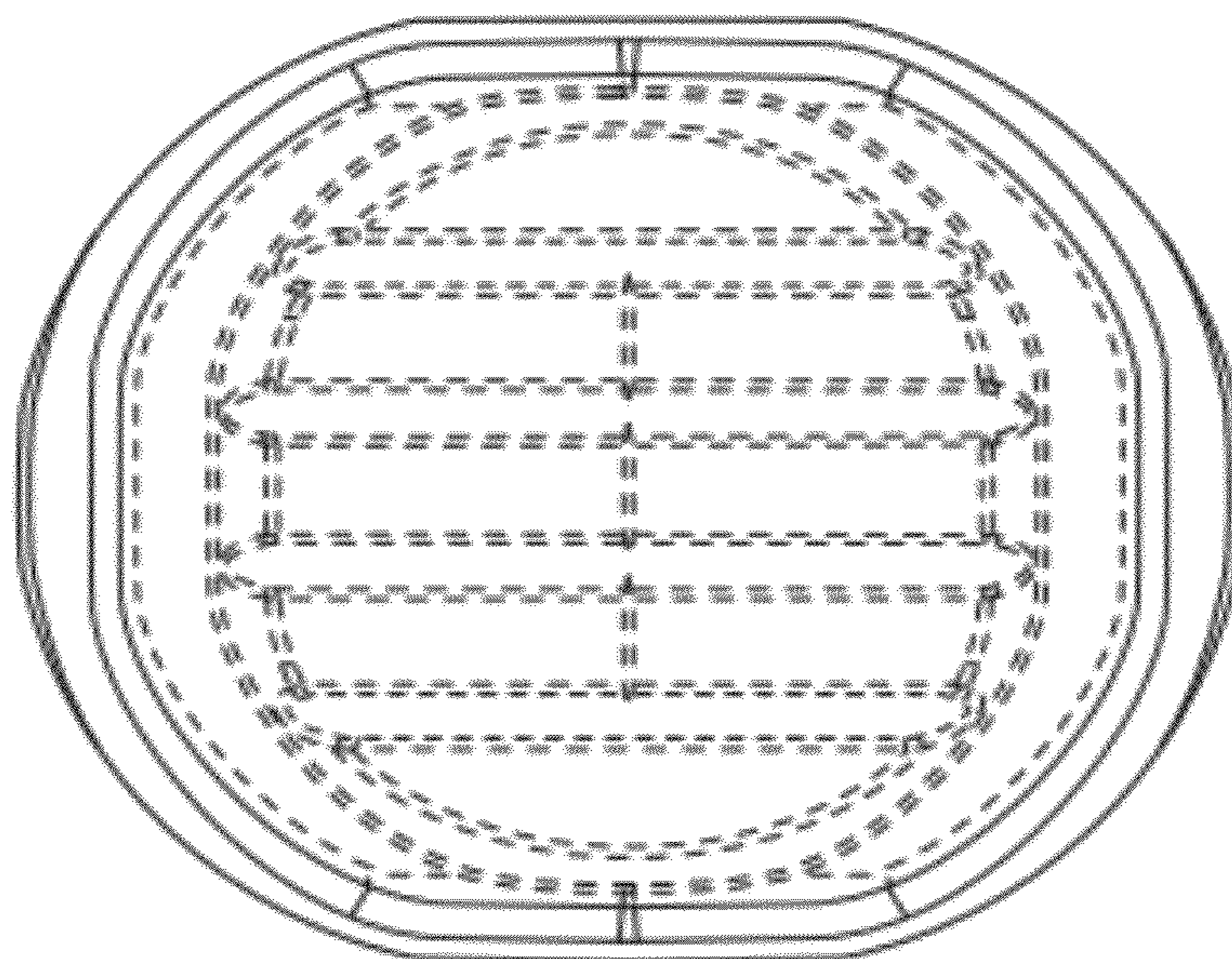


Fig. 7