



US00D666911S

(12) **United States Design Patent**
Modha et al.

(10) **Patent No.:** **US D666,911 S**
(45) **Date of Patent:** **** Sep. 11, 2012**

(54) **CAP**
(75) Inventors: **Asit Modha**, Basingstoke (GB); **William J. Davis**, Corsham (GB); **David J. McNeill**, Bristol (GB)

(73) Assignee: **Tropicana Products, Inc.**, Bradenton, FL (US)

(**) Term: **14 Years**

(21) Appl. No.: **29/398,435**

(22) Filed: **Jul. 29, 2011**

(51) **LOC (9) Cl.** **09-07**

(52) **U.S. Cl.** **D9/451; D9/658**

(58) **Field of Classification Search** D9/600,
D9/655-664, 500-504, 516, 434, 451; D7/392.1,
D7/511, 514-516; D3/270-271.1; 206/494,
206/457, 527; 220/890; 215/400

See application file for complete search history.

(56) **References Cited**

U.S. PATENT DOCUMENTS

| | | | | |
|--------------|---------|----------|-------|--------|
| D153,423 S * | 4/1949 | D'Henery | | D9/658 |
| D168,471 S * | 12/1952 | Nielsen | | D9/451 |
| D200,981 S * | 4/1965 | Chessman | | D9/451 |
| D346,325 S * | 4/1994 | Mansau | | D9/658 |
| D347,572 S * | 6/1994 | Mansau | | D9/658 |
| D481,309 S * | 10/2003 | Dapsanse | | D9/658 |

| | | | |
|--------------|---------|-----------------|--------------|
| D534,801 S | 1/2007 | McMurrey et al. | |
| D555,478 S * | 11/2007 | Miller et al. | D9/451 |
| D638,117 S | 5/2011 | Eckstein et al. | |

FOREIGN PATENT DOCUMENTS

| | | |
|----|----------------|--------|
| EM | 001118384-0001 | 4/2009 |
| EM | 001118384-0002 | 4/2009 |
| EM | 001118384-0016 | 4/2009 |

* cited by examiner

Primary Examiner — Sandra Morris

(74) *Attorney, Agent, or Firm* — Banner & Witcoff, Ltd.

(57) **CLAIM**

The ornamental design for a cap, as shown and described.

DESCRIPTION

FIG. 1 is a top, rear, left perspective view of a cap showing our new design;

FIG. 2 is a front view thereof;

FIG. 3 is a right side view thereof;

FIG. 4 is a rear view thereof;

FIG. 5 is a left side view thereof;

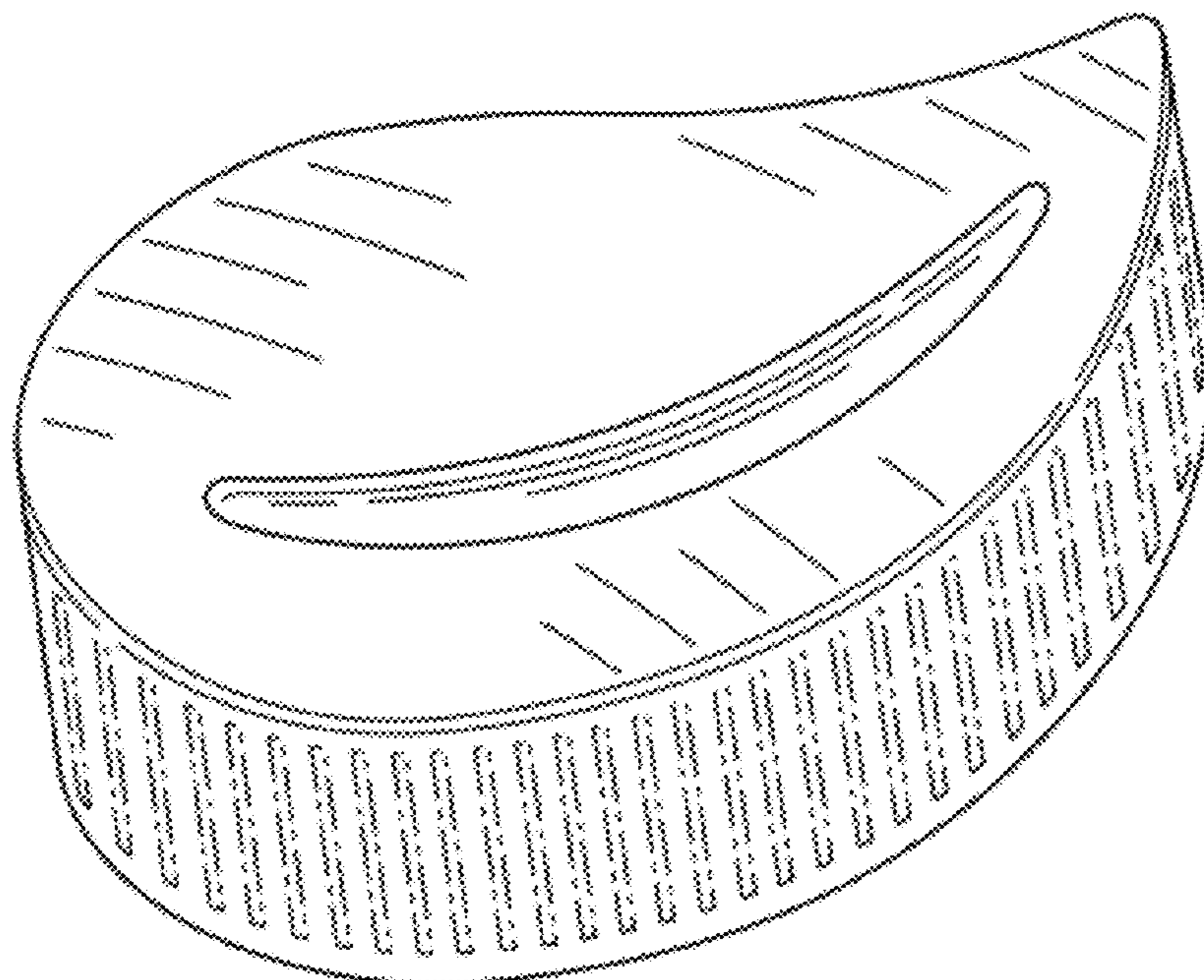
FIG. 6 is a top view thereof;

FIG. 7 is a bottom view thereof; and,

FIG. 8 is an alternate perspective view thereof showing our new design in an exemplary environment.

The uneven-length broken lines represent unclaimed boundaries of the claimed design. The even-length broken lines are for environmental purposes only and form no part of the claimed design.

1 Claim, 5 Drawing Sheets



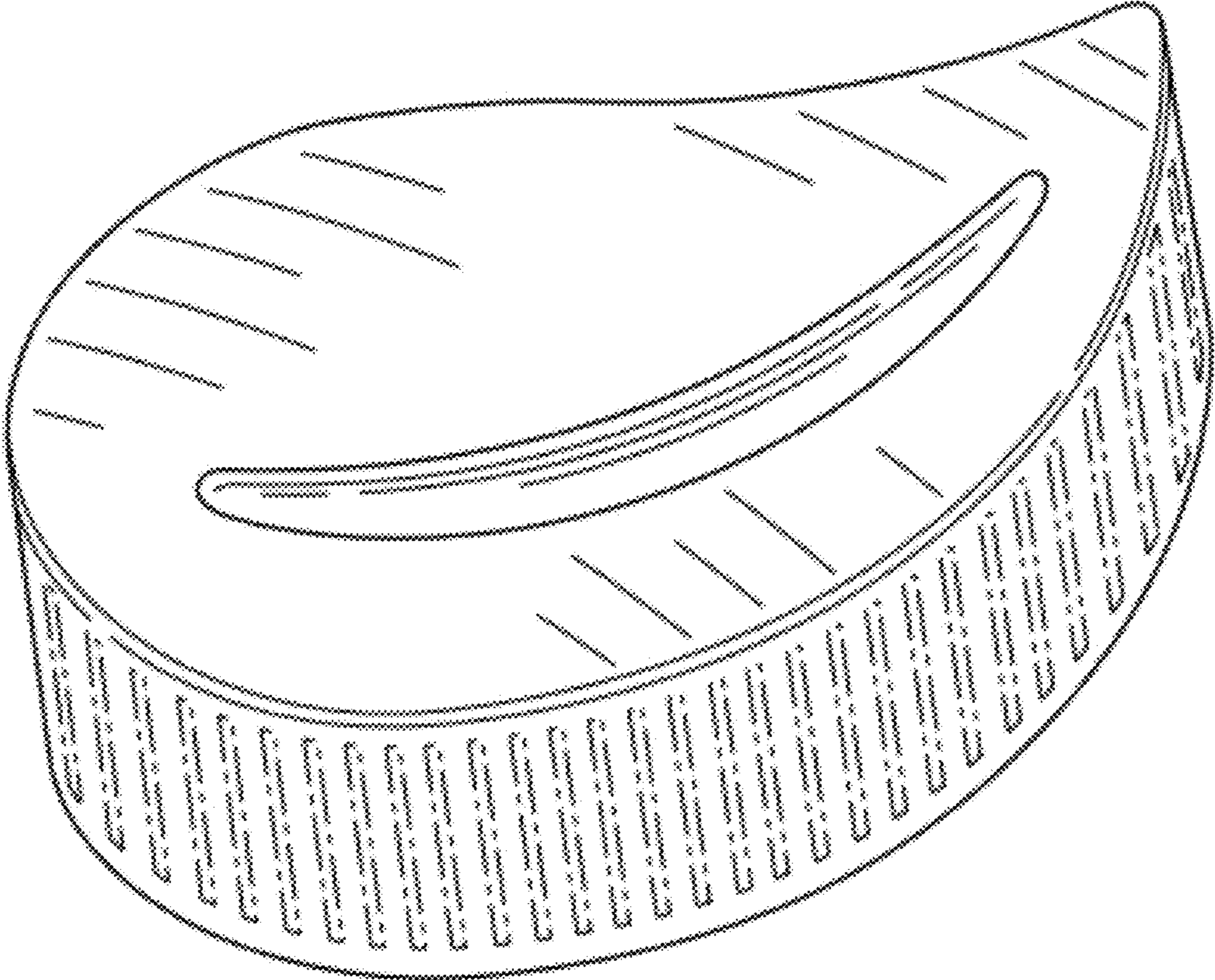


FIG. 1




FIG. 2

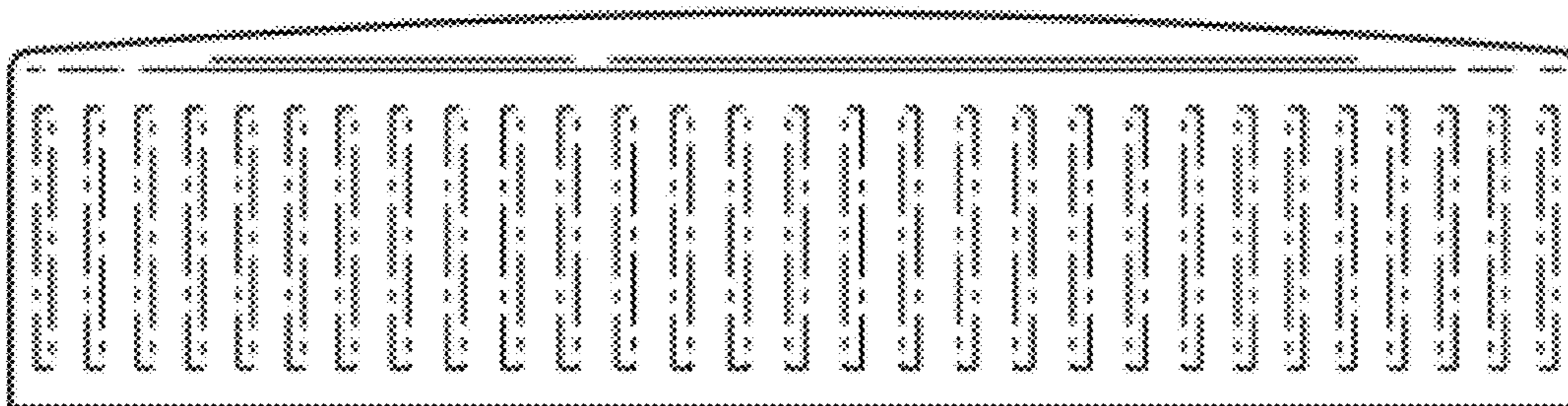


FIG. 3




FIG. 4




FIG. 5

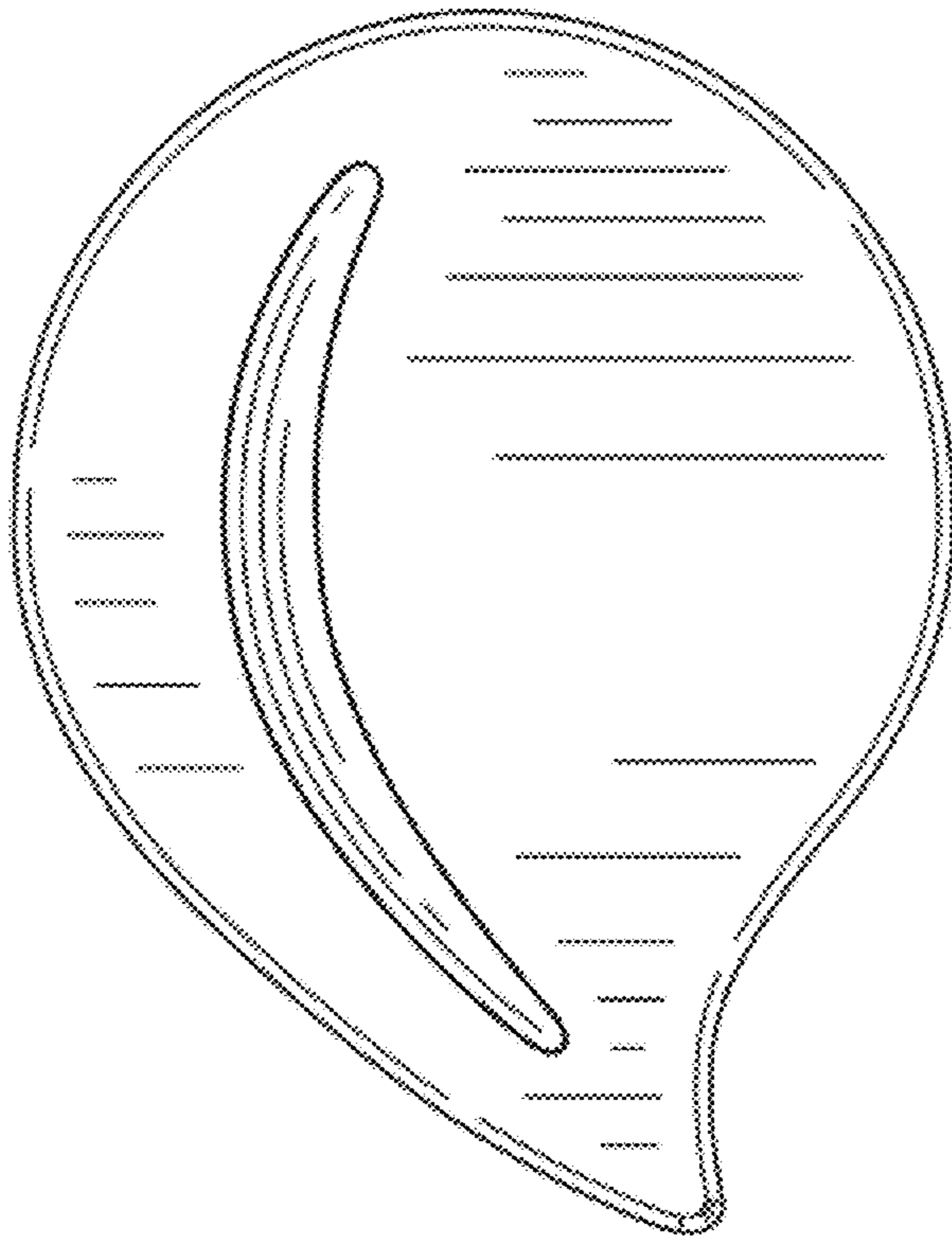


FIG. 6

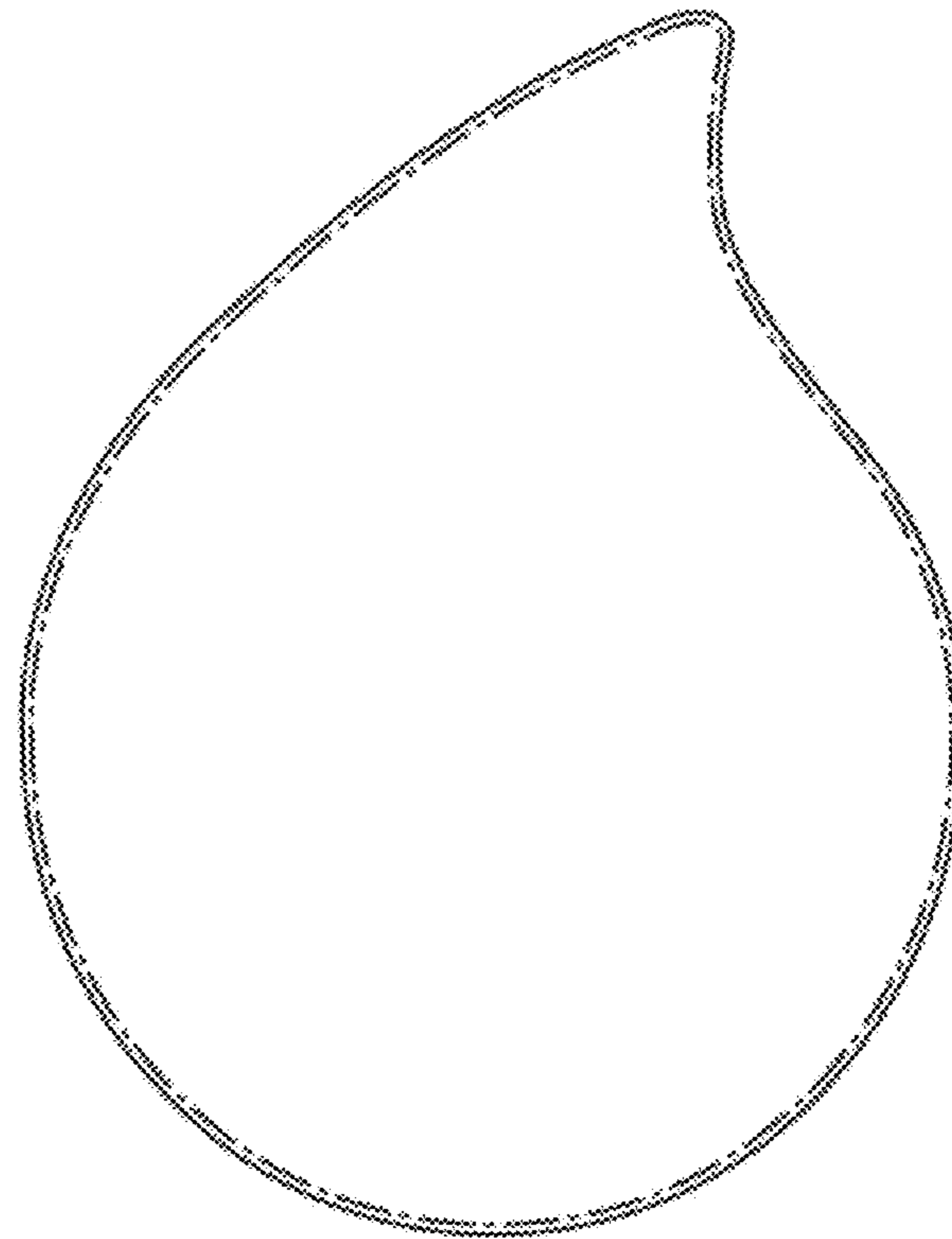


FIG. 7

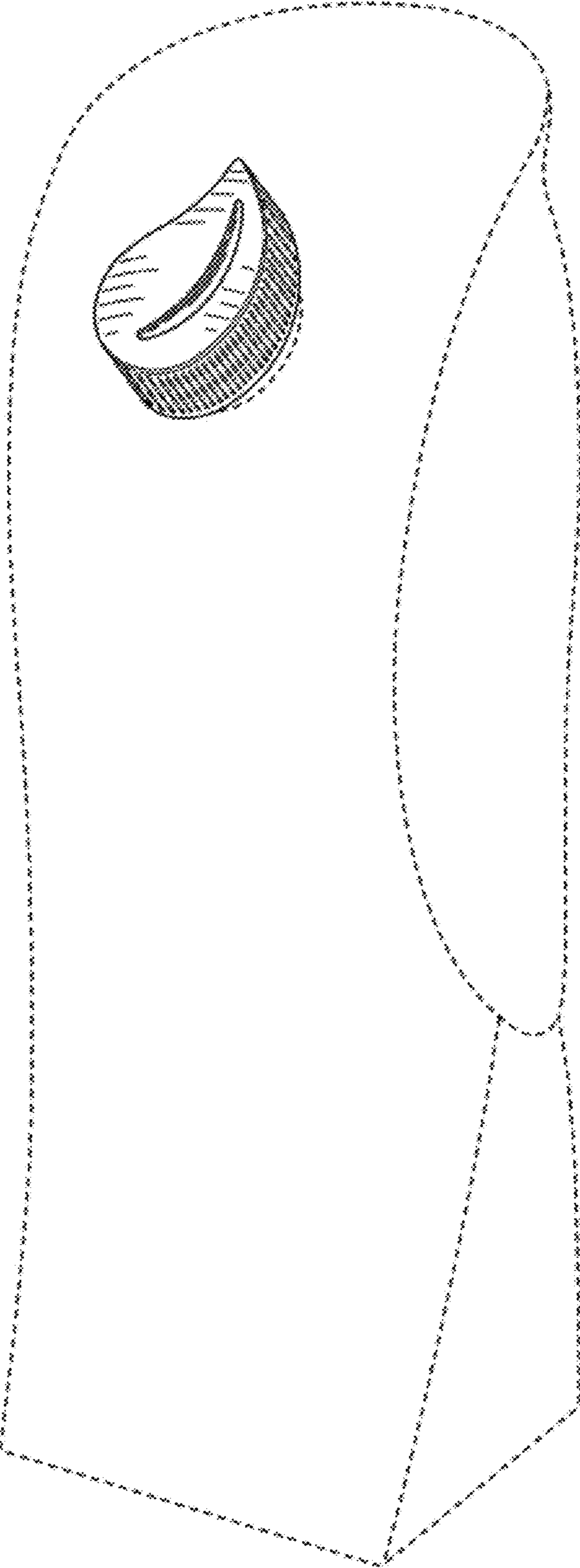


FIG. 8