



US00D666906S

(12) **United States Design Patent**  
**Kioroglou**

(10) **Patent No.:** **US D666,906 S**

(45) **Date of Patent:** **\*\* Sep. 11, 2012**

(54) **PACKAGING**

(75) Inventor: **Andreas Kioroglou**, Athens (GR)

(73) Assignee: **Kainotomies Verde-Kyvika Logika  
Paignidia A.E.B.E.—Verdes  
Innovations SA**, Korinthias (GR)

(\*\*) Term: **14 Years**

(21) Appl. No.: **29/397,355**

(22) Filed: **Jul. 14, 2011**

(30) **Foreign Application Priority Data**

Jan. 21, 2011 (GR) ..... 20110600011

(51) **LOC (9) Cl.** ..... **09-03**

(52) **U.S. Cl.** ..... **D9/430; D9/418**

(58) **Field of Classification Search** ..... D9/414,  
D9/417, 420, 430, 431, 432, 433, 499; D3/272;  
206/223, 784, 1.5, 524.1, 525, 527; 229/100,  
229/124, 125.37, 126, 800; D7/392, 397,  
D7/504, 601; 220/62, 890

See application file for complete search history.

(56) **References Cited**

**U.S. PATENT DOCUMENTS**

1,188,825	A *	6/1916	Potter	.....	206/326
2,844,295	A *	7/1958	Williams	.....	206/525
3,027,061	A *	3/1962	Locke	.....	206/527
D244,355	S *	5/1977	Mazie et al.	.....	D9/432
D245,742	S *	9/1977	Sullivan	.....	D18/12

D246,615	S *	12/1977	Downing	.....	D3/304
4,099,613	A *	7/1978	Holtorf	.....	206/745
D249,123	S *	8/1978	Dogliotti	.....	D9/433
D252,016	S *	6/1979	Adreon	.....	D9/415
D266,743	S *	11/1982	Brown	.....	D9/416
D284,354	S *	6/1986	Singer	.....	D9/414
D314,913	S *	2/1991	Ferbrache	.....	D9/430
D364,345	S *	11/1995	Prins	.....	D9/430
D384,277	S *	9/1997	Lenterman	.....	D9/432
5,823,393	A *	10/1998	Hafstrom	.....	222/130
D430,438	S *	9/2000	Phelps et al.	.....	D6/515
D470,049	S *	2/2003	Gray, III	.....	D9/759
D512,908	S *	12/2005	Proudfit	.....	D9/415
D542,647	S *	5/2007	Walter	.....	D9/414
D575,149	S *	8/2008	Baranowski	.....	D9/432
D641,249	S *	7/2011	Staller	.....	D9/631

\* cited by examiner

*Primary Examiner* — Thomas Johannes

(74) *Attorney, Agent, or Firm* — Holland & Hart LLC

(57) **CLAIM**

The ornamental design for packaging, as shown and described.

**DESCRIPTION**

FIG. 1 is a front perspective view of packaging, showing my new design;

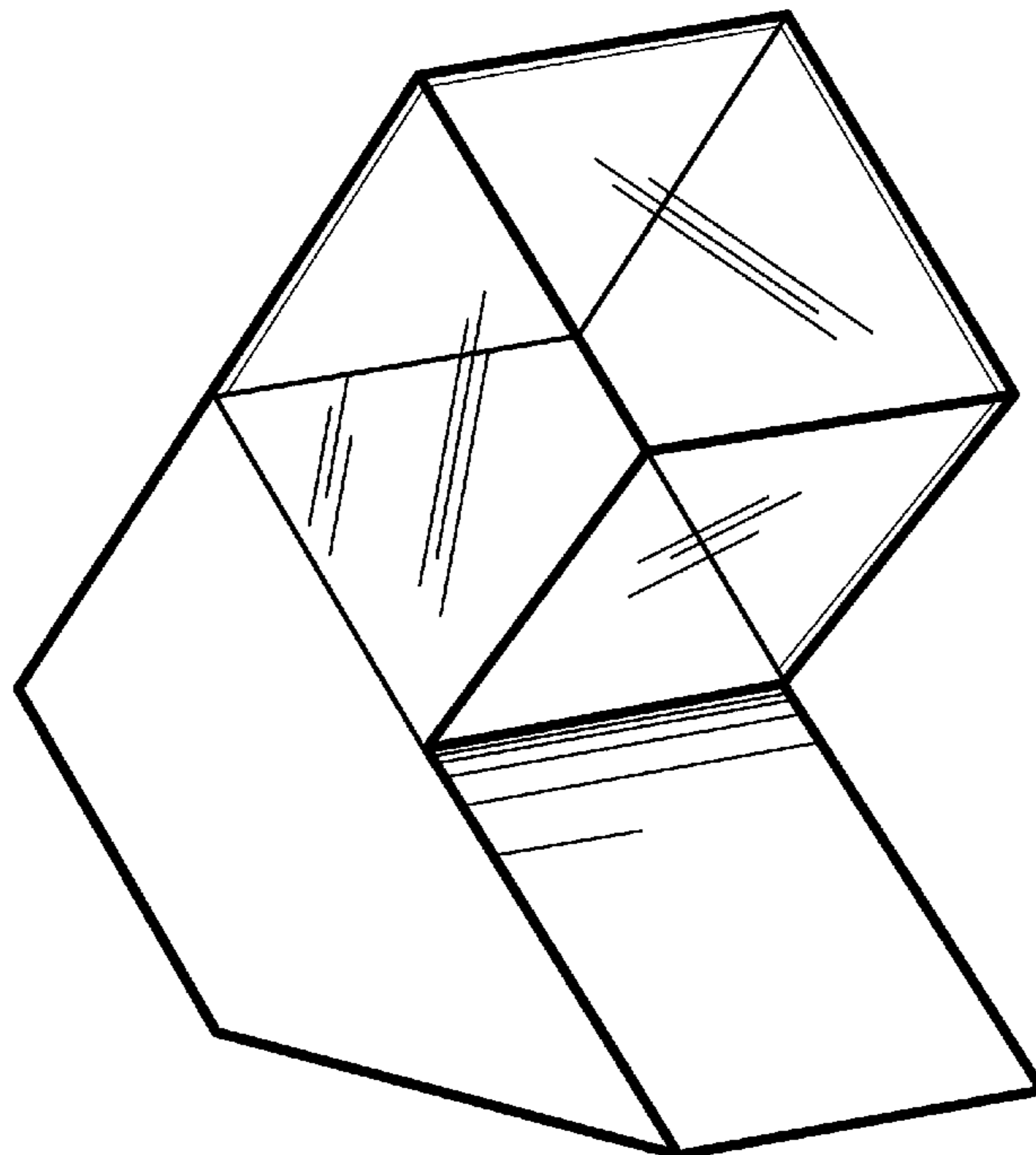
FIG. 2 is a rear perspective view thereof;

FIG. 3 is a left side view thereof, the right side view being a mirror image thereof;

FIG. 4 is a left side and top perspective view; and,

FIG. 5 is a left side and bottom perspective view thereof.

**1 Claim, 5 Drawing Sheets**



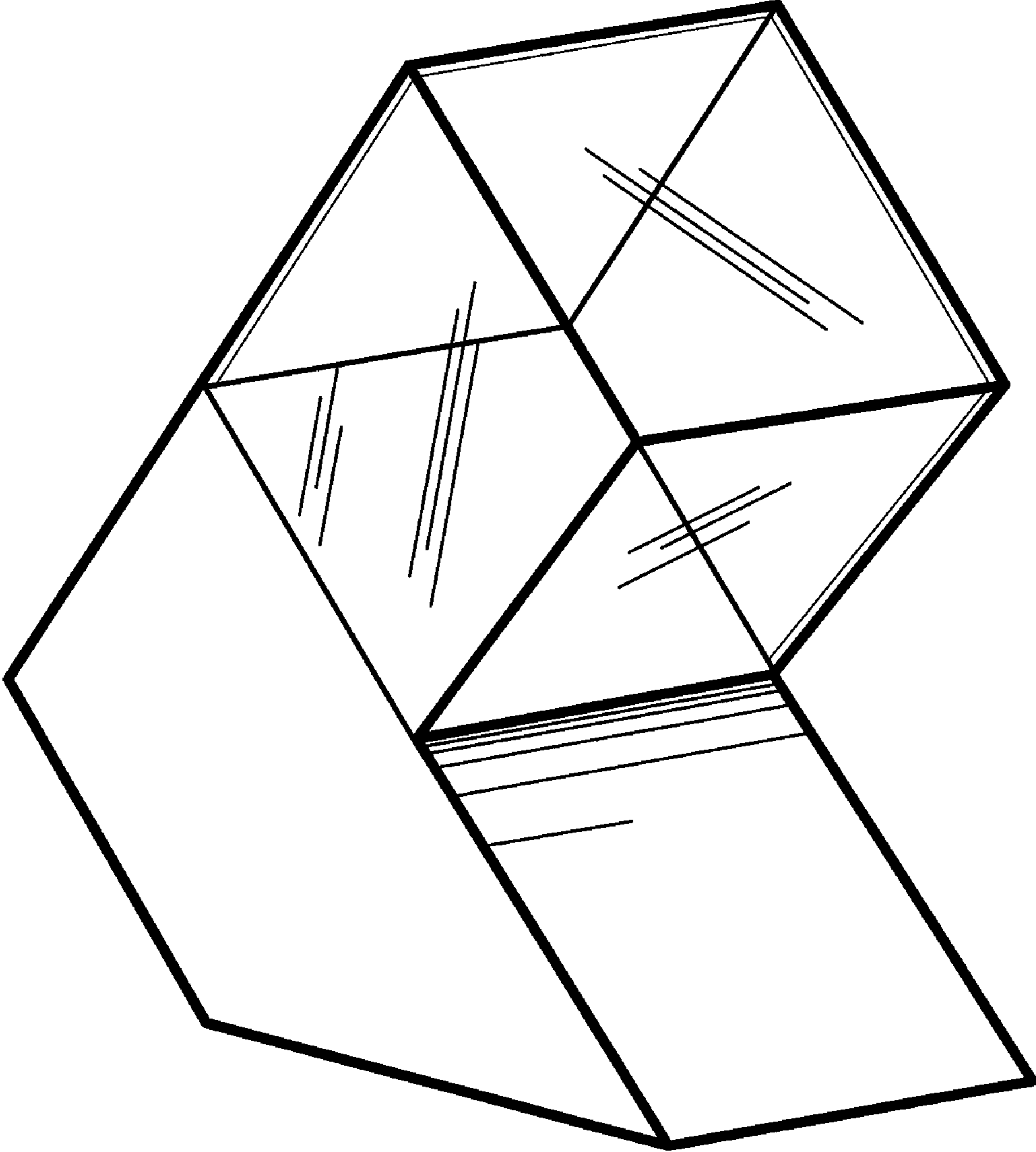


FIG. 1

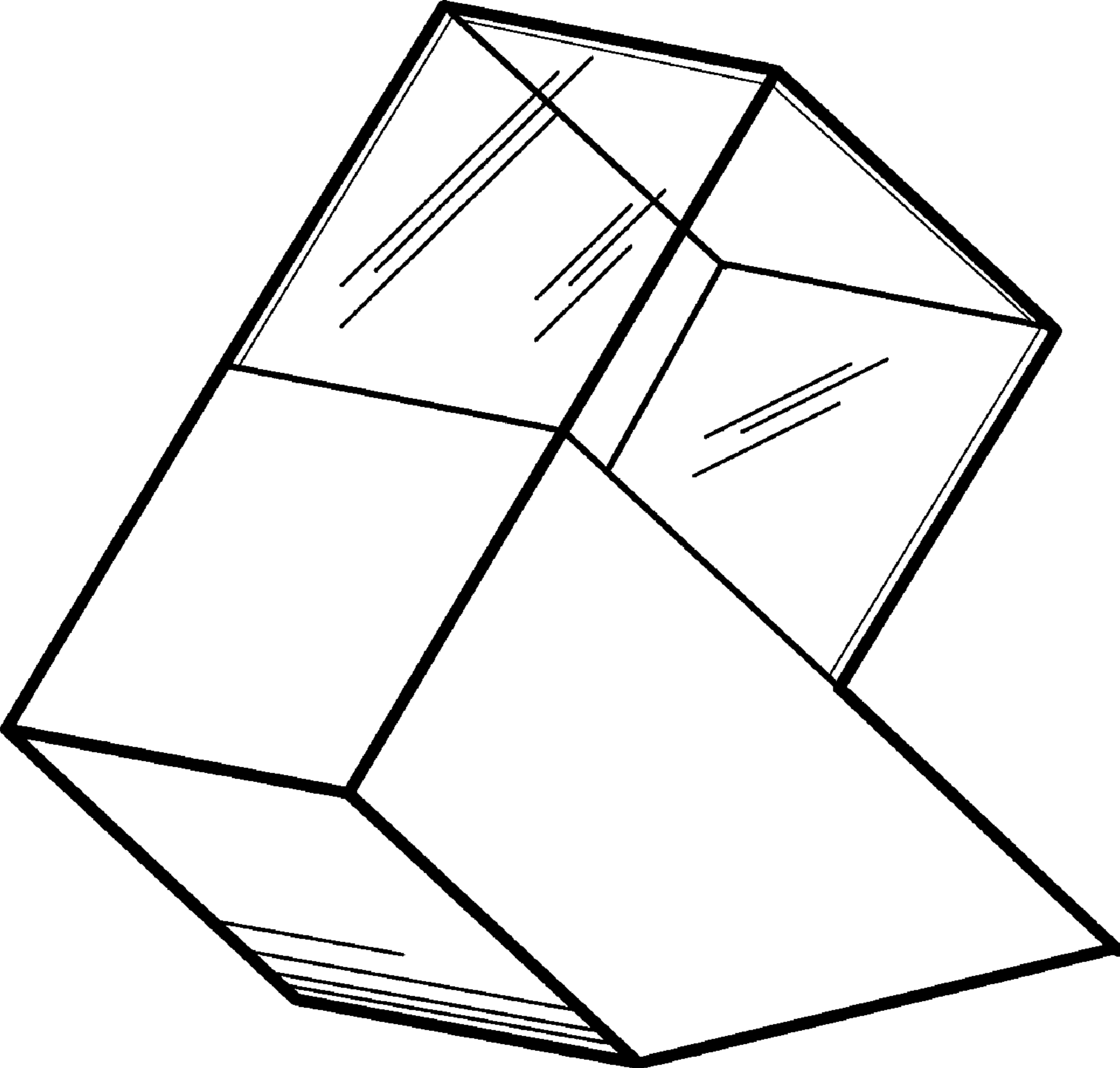


FIG. 2

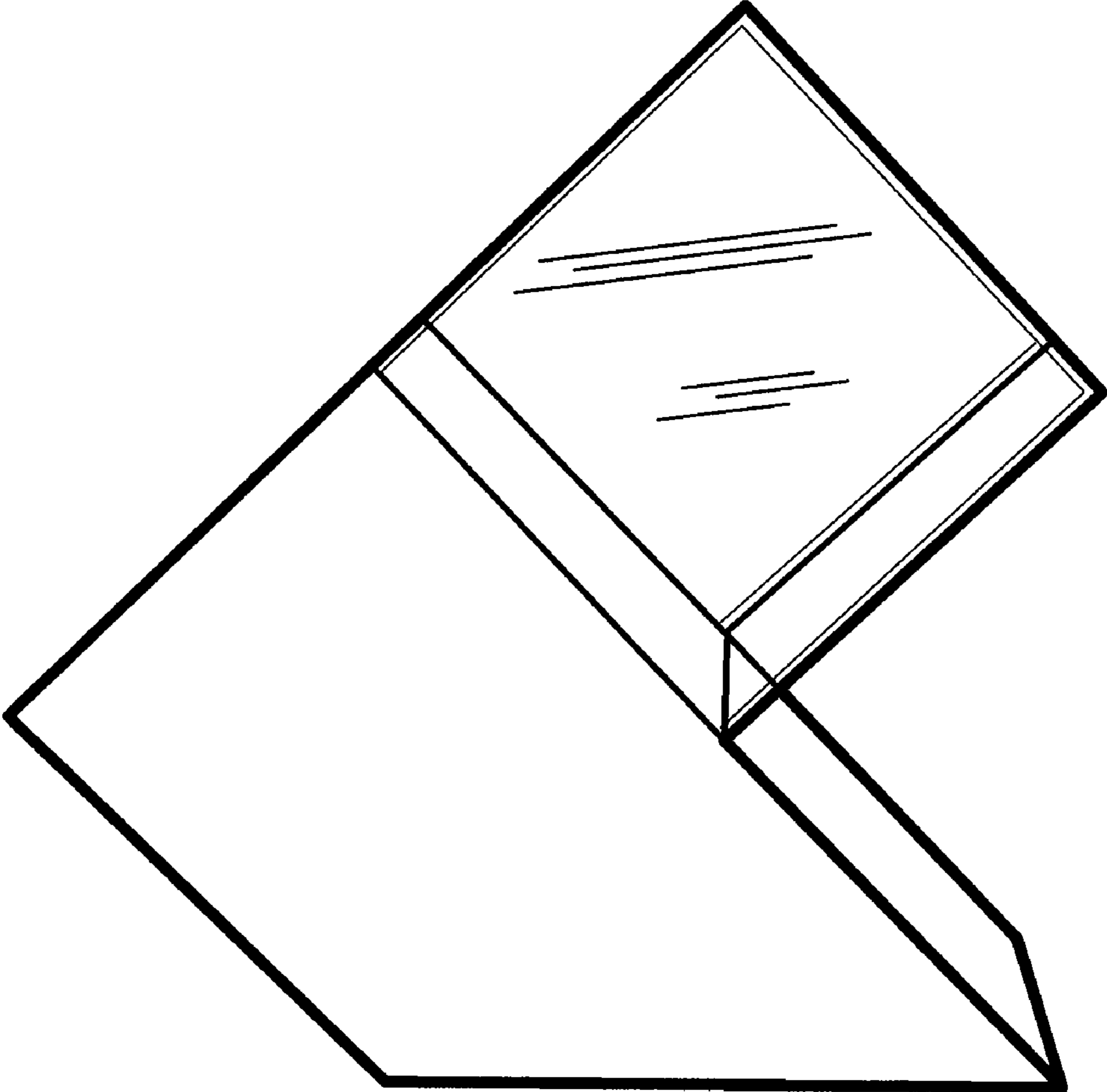


FIG. 3

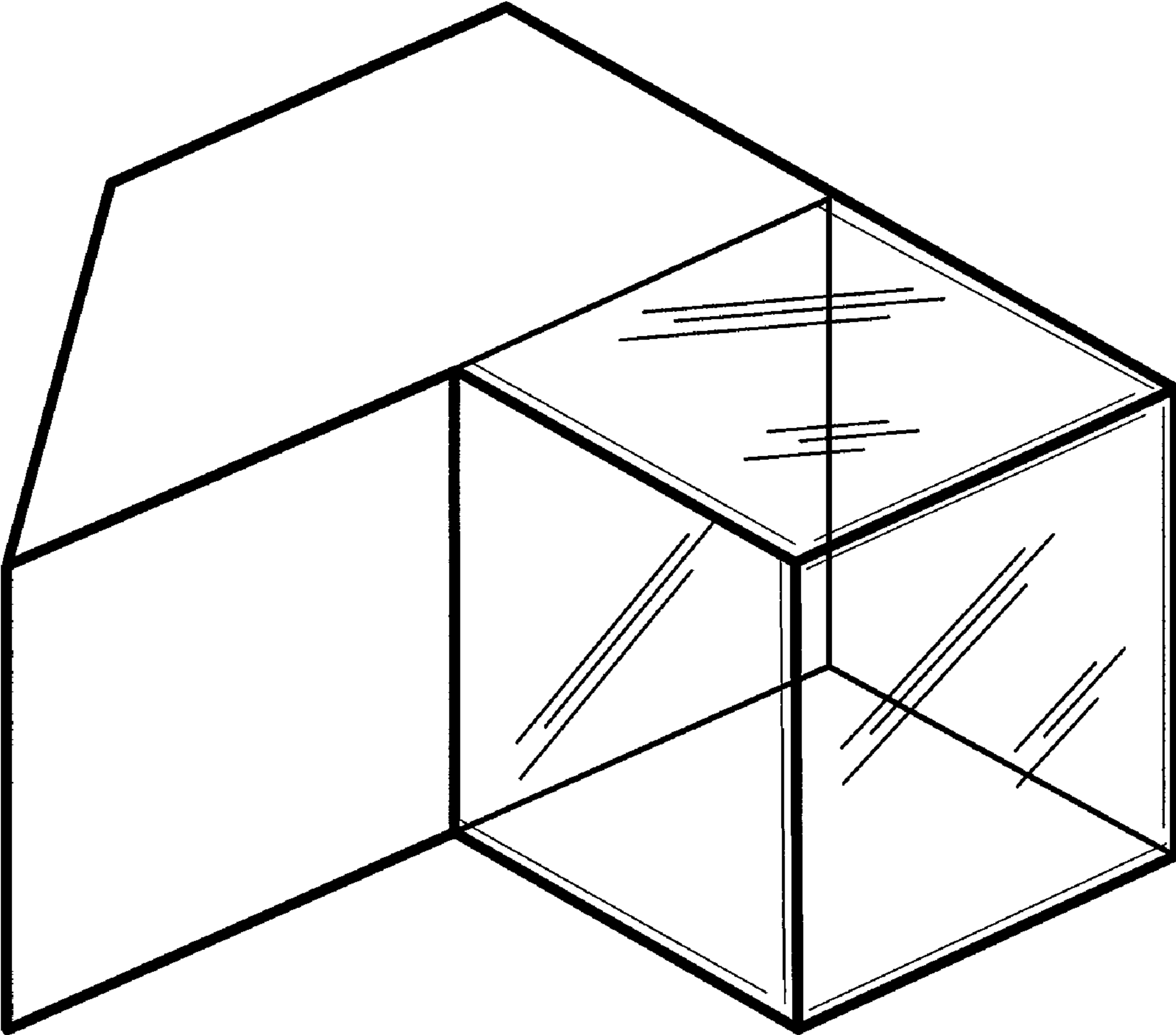


FIG. 4

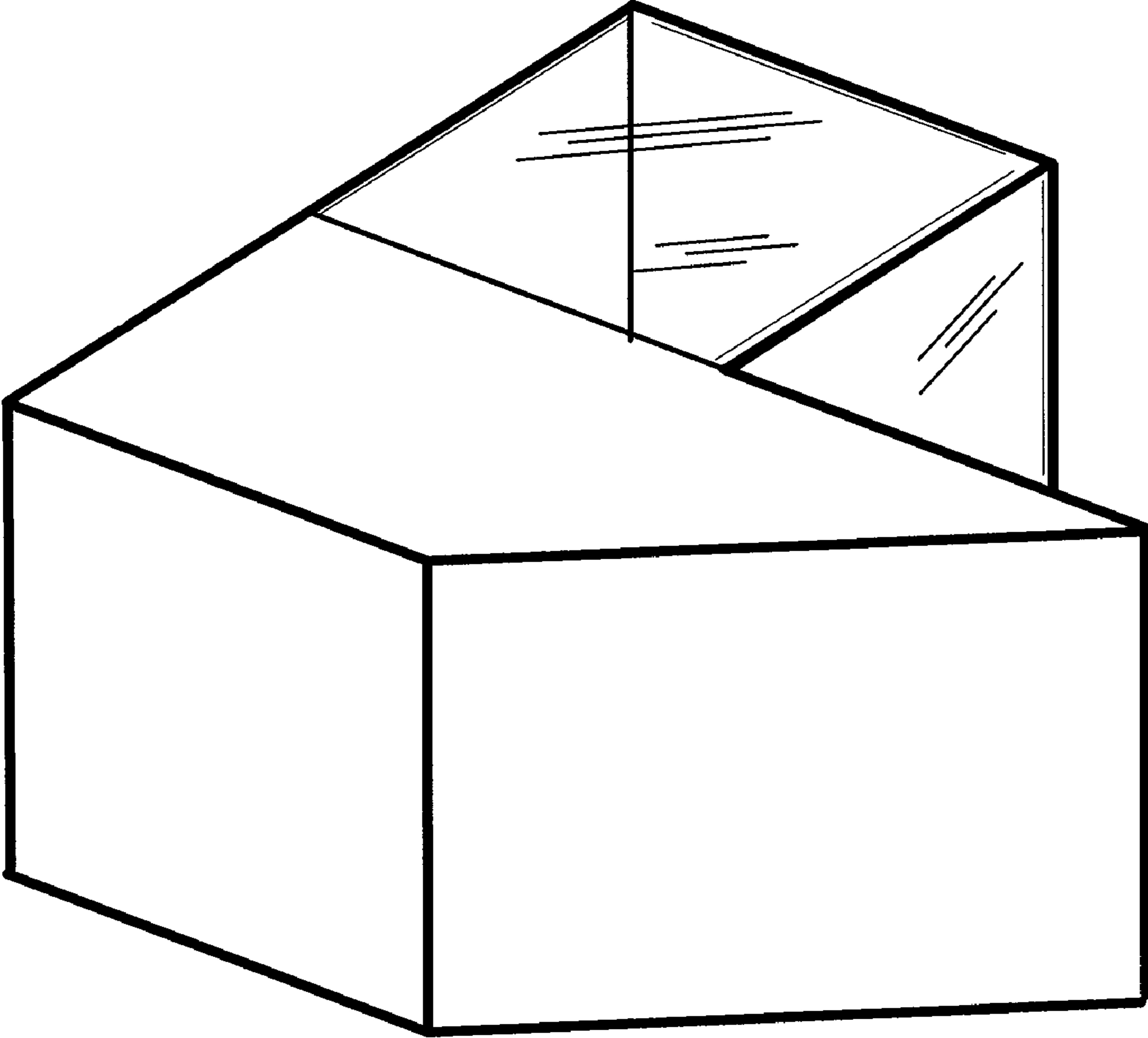


FIG. 5