

US00D666896S

(12) **United States Design Patent**
Pinholster, Jr. et al.

(10) **Patent No.:** **US D666,896 S**

(45) **Date of Patent:** **** Sep. 11, 2012**

(54) **HAMMOCK STRAP**

(75) Inventors: **Peter G. Pinholster, Jr.**, Asheville, NC (US); **Paul C. Pinholster**, Asheville, NC (US); **Brendan Garvey**, Asheville, NC (US)

(73) Assignee: **Eagles Nest Outfitters, Inc.**, Asheville, NC (US)

(**) Term: **14 Years**

(21) Appl. No.: **29/419,134**

(22) Filed: **Apr. 25, 2012**

(51) **LOC (9) Cl.** **08-05**

(52) **U.S. Cl.** **D8/356**

(58) **Field of Classification Search** D8/356,
D8/353, 349, 354, 360.1; 24/115 R, 115 H,
24/336, 339; 5/120, 122, 121, 127, 129;
182/9; D6/387

See application file for complete search history.

(56) **References Cited**

U.S. PATENT DOCUMENTS

3,233,851	A *	2/1966	Lemieux et al.	248/68.1
3,998,367	A *	12/1976	Harding	224/625
D261,960	S *	11/1981	Mathews	D8/356
4,319,428	A *	3/1982	Fox	47/42
D388,558	S *	12/1997	Miller	D30/153

D454,235	S *	3/2002	Kaplan	D30/153
6,981,571	B2 *	1/2006	Diggle	182/9
D573,381	S *	7/2008	Pinholster et al.	D6/505
D580,257	S *	11/2008	Squyres	D8/349
D661,175	S *	6/2012	Dahl et al.	D8/349

* cited by examiner

Primary Examiner — Cynthia Underwood

(74) *Attorney, Agent, or Firm* — Schwartz Law Firm, P.C.

(57) **CLAIM**

We claim the ornamental design for a hammock strap, as shown and described.

DESCRIPTION

FIG. 1 is a perspective view of the hammock strap; FIG. 2 is an enlarged view of an intermediate portion of the hammock strap indicated at dashed box 2 in FIG. 1; FIG. 3 is an enlarged view of an end of the hammock strap indicated at dashed box 3 in FIG. 1; FIG. 4 is a front view of the hammock strap; FIG. 5 is an enlarged view of an intermediate portion of the hammock strap indicated at dashed box 5 in FIG. 4; FIG. 6 is a back view of the hammock strap; and, FIG. 7 is an enlarged side view of the hammock strap shown in a folded position and with dashed lines for ease of illustration and indicating continuous formation of the strap from one end to the other.

1 Claim, 2 Drawing Sheets

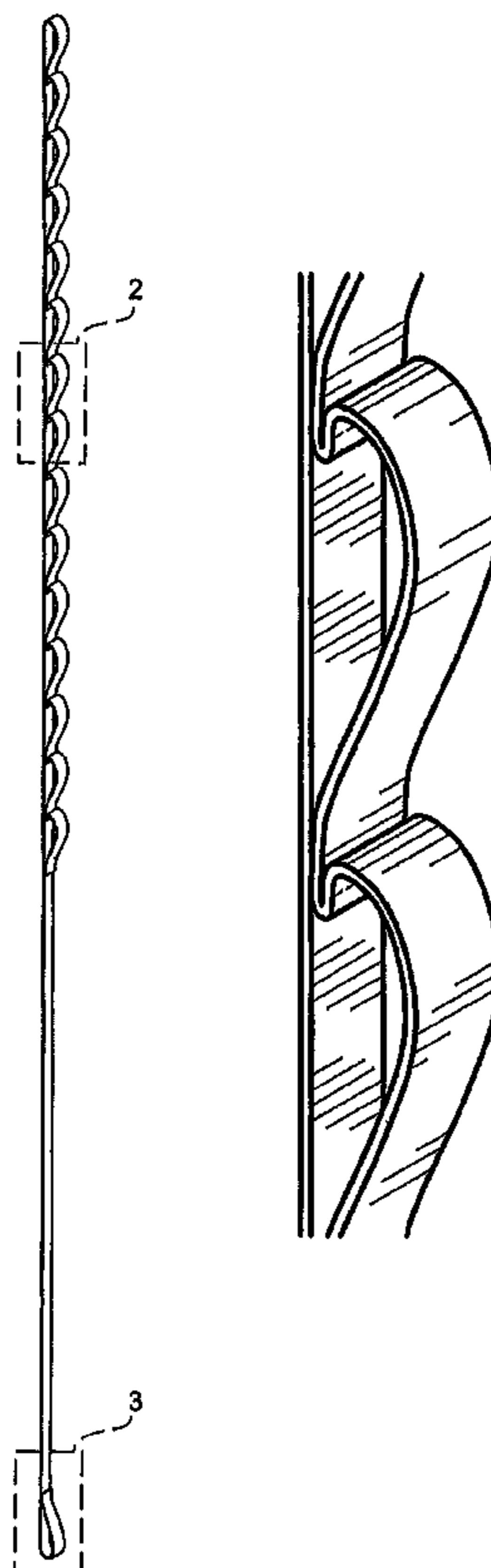


Fig. 1

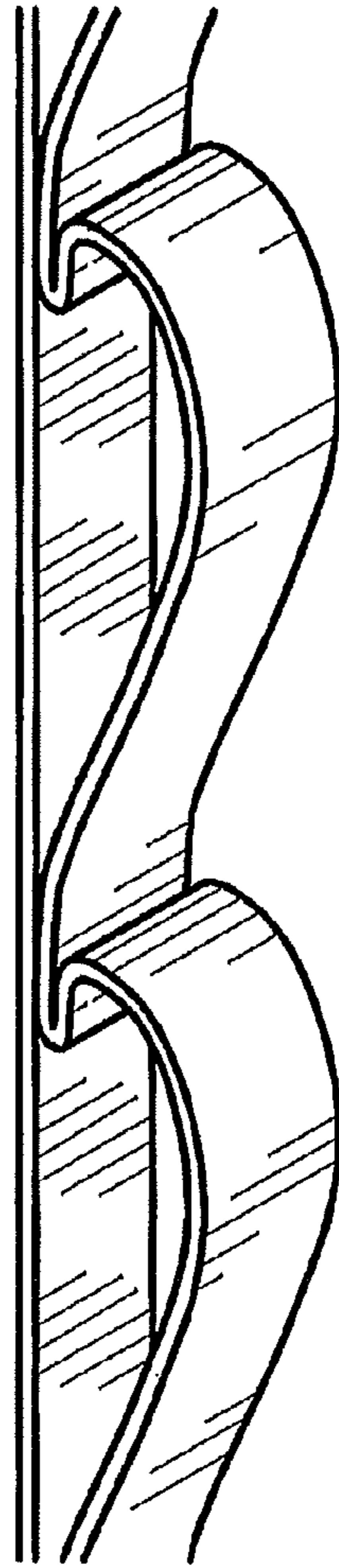
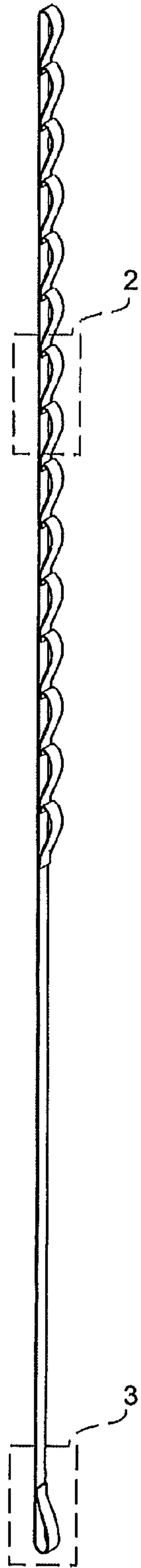



Fig. 2

Fig. 3



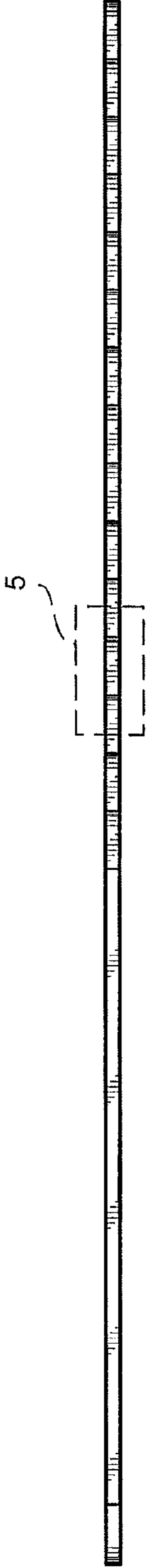


Fig. 4




Fig. 5



Fig. 6

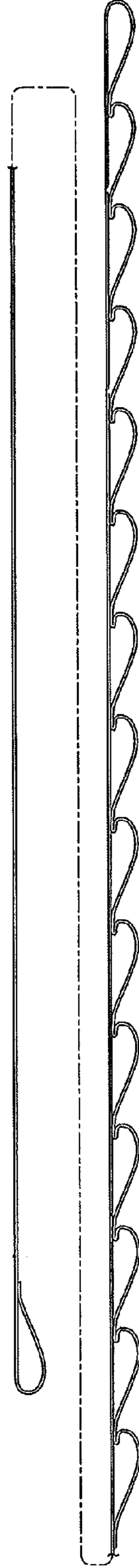


Fig. 7