

US00D666888S

(12) **United States Design Patent**
Williamson

(10) **Patent No.:** **US D666,888 S**
(45) **Date of Patent:** **** Sep. 11, 2012**

(54) **DOOR HANDLE**

(75) Inventor: **Devon Williamson**, Lake Elsinore, CA
(US)

(73) Assignee: **Prime-Line Products Co**, Redlands, CA
(US)

(**) Term: **14 Years**

(21) Appl. No.: **29/374,328**

(22) Filed: **Jul. 28, 2011**

(51) **LOC (9) Cl.** **08-06**

(52) **U.S. Cl.** **D8/302; D8/308**

(58) **Field of Classification Search** D8/300,
D8/301, 302, 308, 320, 331, 338, 341, DIG. 10;
16/110.1, 402, 412; 70/224; 292/336.3,
292/DIG. 53; D12/190, 196; 280/1
See application file for complete search history.

(56) **References Cited**

U.S. PATENT DOCUMENTS

D100,976	S	*	8/1936	Trombley et al.	D8/308
2,219,626	A	*	10/1940	Johnson	74/535
D126,551	S	*	4/1941	Borchers	D8/320
2,355,978	A	*	8/1944	Keeler	16/412
D140,765	S	*	4/1945	Borchers	D8/302
D142,944	S		11/1945	Borchers		
2,414,648	A	*	1/1947	Keeler et al.	292/347
D162,504	S		3/1951	Adkinson		
3,507,132	A	*	4/1970	Schwenk	70/224
D306,251	S		2/1990	Kull		
5,740,587	A	*	4/1998	Onai et al.	16/412
5,791,703	A	*	8/1998	Kritzler et al.	292/336.3
D407,292	S		3/1999	Carsello		
D423,320	S		4/2000	Kelly		
D436,830	S		1/2001	Nesseth		
D451,360	S	*	12/2001	Nesseth	D8/302

D452,130	S		12/2001	Richardson		
D452,131	S		12/2001	Rodriguez		
6,363,577	B1	*	4/2002	Spitzley	292/336.3
D457,049	S	*	5/2002	Zoerner et al.	D8/308
D478,268	S		8/2003	Trazzi		
D485,332	S	*	1/2004	Blomstrom	D23/252
6,880,870	B2	*	4/2005	Costigan	292/336.3
7,152,893	B2	*	12/2006	Pudney	292/336.3
D536,595	S		2/2007	Sakamoto		
7,431,357	B2	*	10/2008	Pudney	292/336.3
D581,489	S	*	11/2008	Painter	D23/252
D585,719	S		2/2009	Imai		
D593,396	S	*	6/2009	Habib	D8/308
D621,679	S		8/2010	Ectors		

* cited by examiner

Primary Examiner — Paula Greene

(74) *Attorney, Agent, or Firm* — James A. Quinton

(57) **CLAIM**

I claim the ornamental design for a door handle, as shown and described.

DESCRIPTION

FIG. 1 is a perspective view of a door handle according to the invention.

FIG. 2 is a front view of a door handle according to the invention.

FIG. 3 is a right side view of a door handle according to the invention, the left side being a mirror image thereof.

FIG. 4 is a top plain view of a door handle according to the invention.

FIG. 5 is a bottom view of a door handle according to the invention; and,

FIG. 6 is a rear view of a door handle according to the invention.

The broken lines form no part of the claimed design.

1 Claim, 4 Drawing Sheets

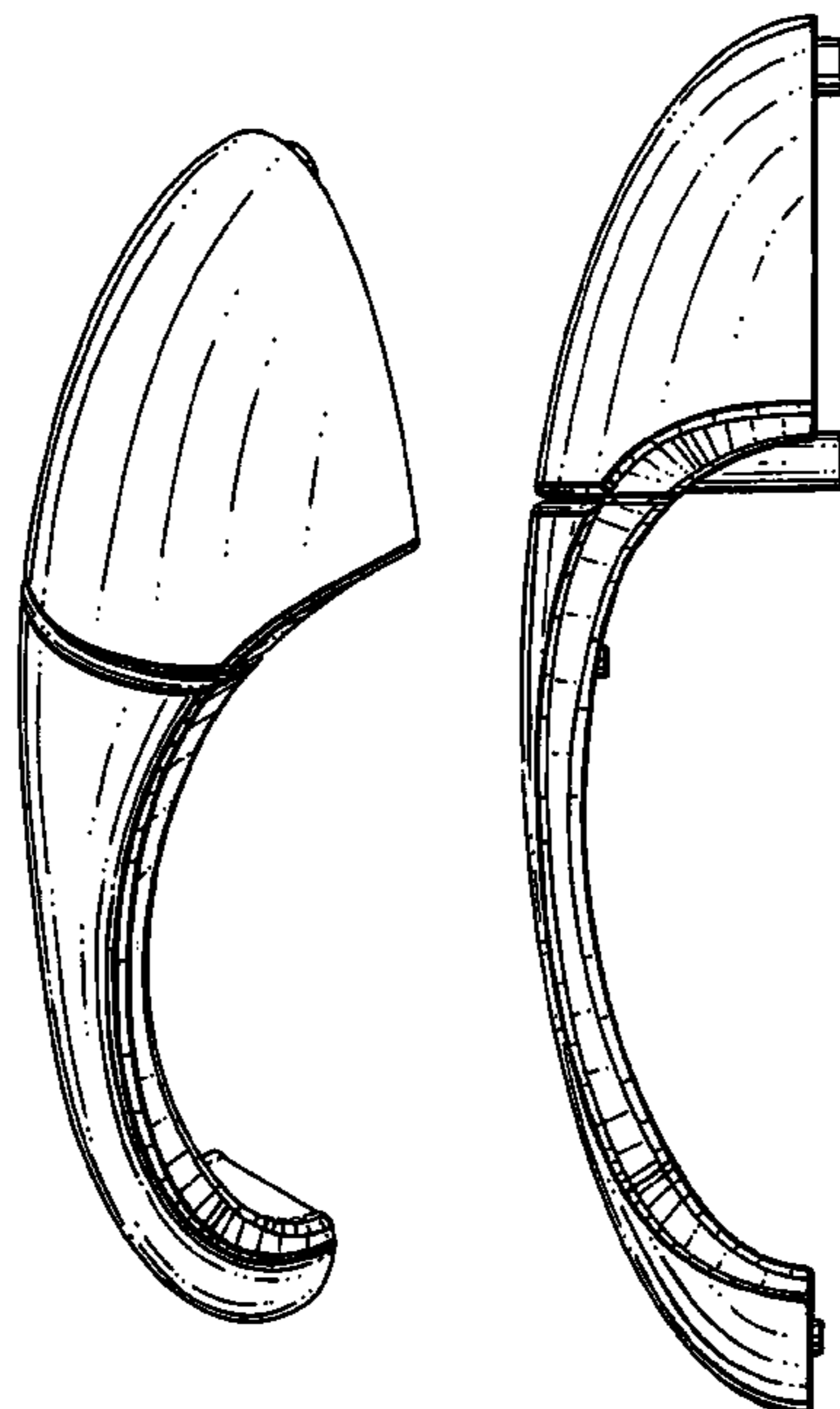




FIG. 1

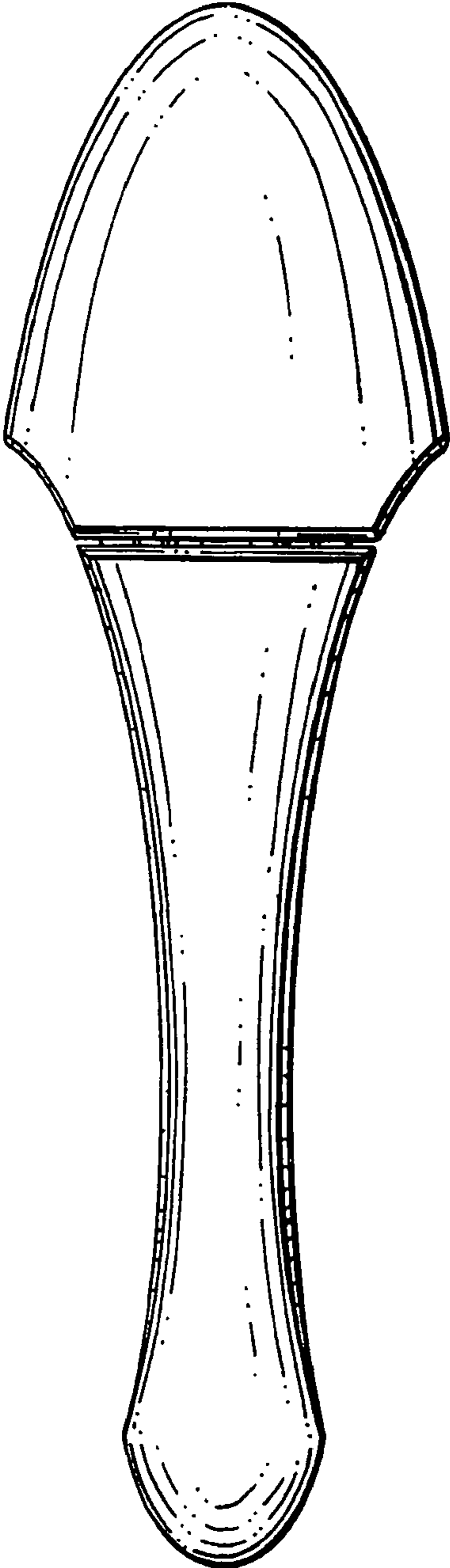


FIG. 2

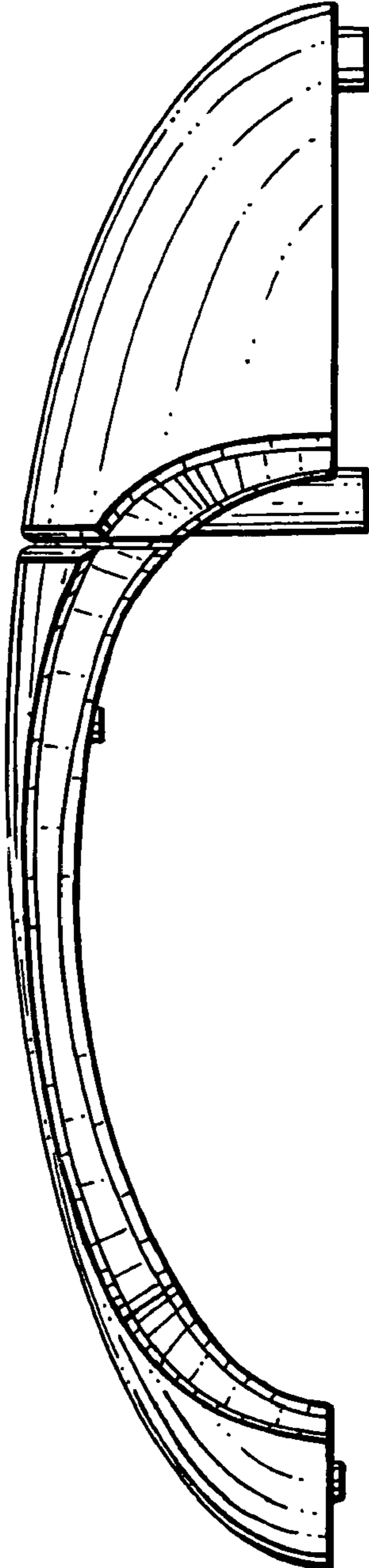


FIG. 3

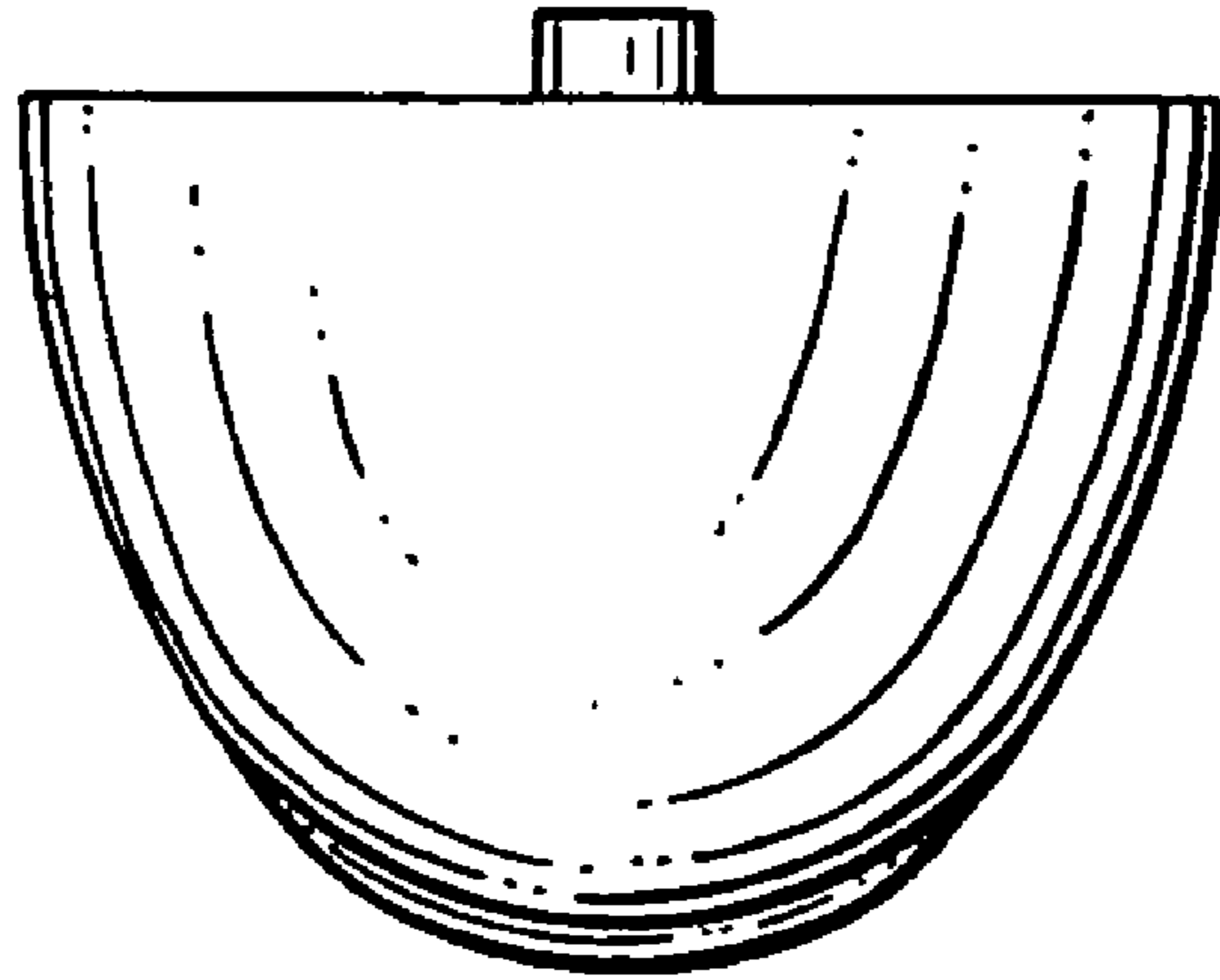


FIG. 4

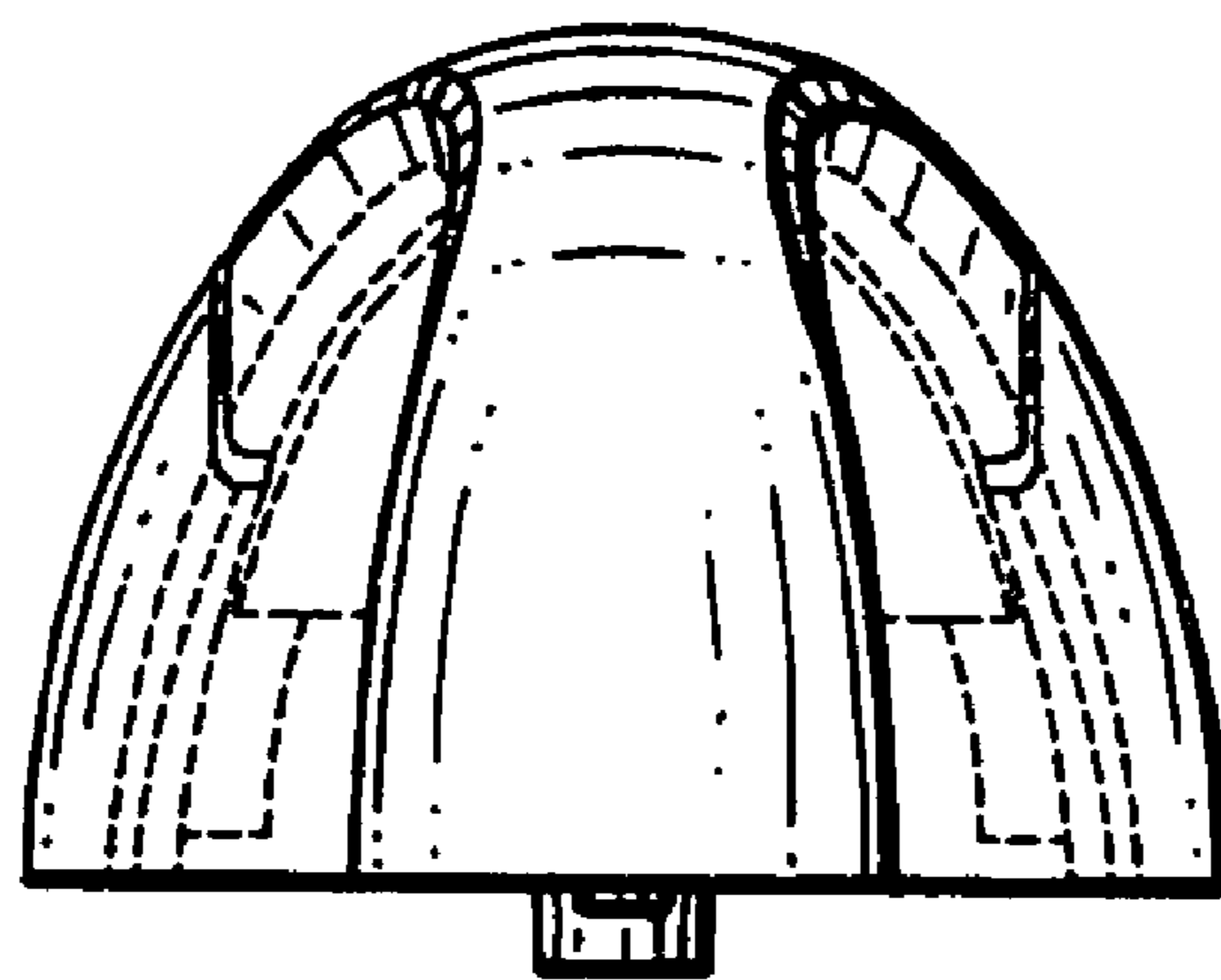


FIG. 5

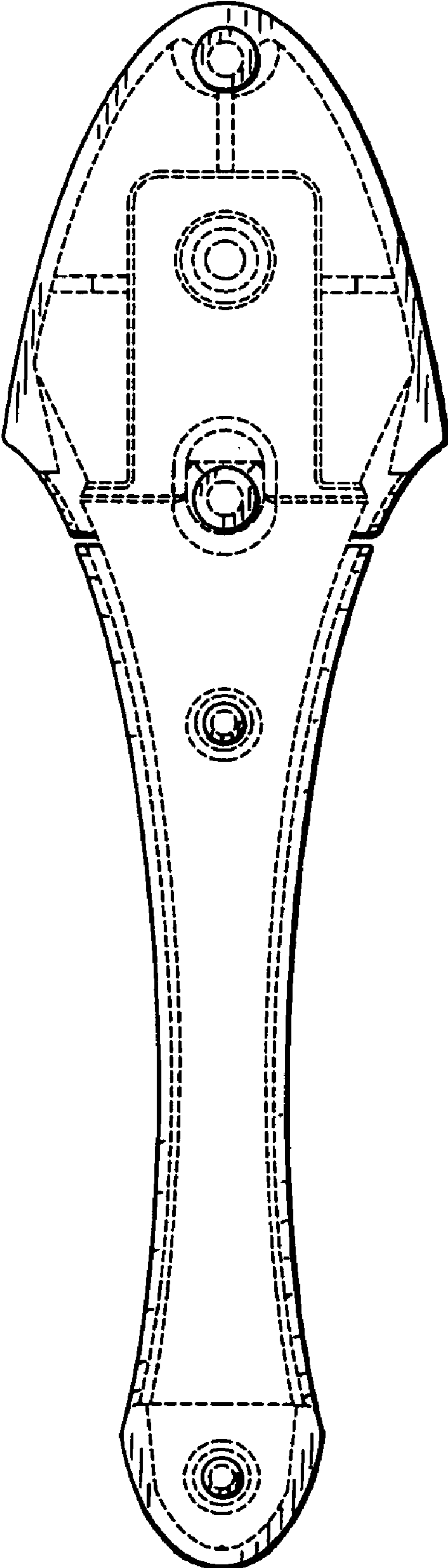


FIG.6