

US00D666868S

(12) **United States Design Patent**
Bertucci et al.

(10) **Patent No.:** **US D666,868 S**
(45) **Date of Patent:** **** Sep. 11, 2012**

(54) **MULTI-STATION LIQUID DISPENSING APPARATUS**

5,259,557 A 11/1993 Spriggs et al.
5,344,074 A 9/1994 Spriggs et al.
5,351,875 A 10/1994 Rhine et al.

(Continued)

(75) Inventors: **Michael H. Bertucci**, Gurnee, IL (US);
Curtis H. Hubmann, Racine, WI (US);
Christopher F. Lang, Racine, WI (US);
Steven E. Schiller, Kenosha, WI (US)

FOREIGN PATENT DOCUMENTS

DE 19736982 8/1998

(Continued)

(73) Assignee: **Diversey, Inc.**, Sturtevant, WI (US)

OTHER PUBLICATIONS

(**) Term: **14 Years**

Four panel brochure entitled "Innovative Dilution Control Systems" dated 2000, showing the Select Dispensing Unit and the Quattro Solutions Center.

(21) Appl. No.: **29/410,643**

(22) Filed: **Jan. 10, 2012**

Primary Examiner — Marianne Pandozzi

(74) *Attorney, Agent, or Firm* — Gregory S. Bollis

Related U.S. Application Data

(63) Continuation of application No. 29/394,672, filed on Jun. 20, 2011, now Pat. No. Des. 652,674, which is a continuation of application No. 12/397,110, filed on Mar. 3, 2009, now Pat. No. 7,963,304, which is a continuation of application No. 11/203,315, filed on Aug. 12, 2005, now Pat. No. 7,516,763.

(57) **CLAIM**

The ornamental design for a multi-station liquid dispensing apparatus, as shown and described.

(51) **LOC (9) Cl.** **07-99**

(52) **U.S. Cl.** **D7/397; D7/399**

(58) **Field of Classification Search** D7/300,
D7/305-308, 311, 397, 399; D15/79, 80,
D15/82; D32/1; 141/104, 103; 222/146.6,
222/146.5, 129.1; 99/290

DESCRIPTION

See application file for complete search history.

FIG. 1 is a perspective view of a multi-station liquid dispensing apparatus embodying the invention.

FIG. 2 is a front view of the multi-station liquid dispensing apparatus shown in FIG. 1.

FIG. 3 is a left side view of the multi-station liquid dispensing apparatus shown in FIG. 1.

FIG. 4 is a right side view of the multi-station liquid dispensing apparatus shown in FIG. 1.

FIG. 5 is a top view of the multi-station liquid dispensing apparatus shown in FIG. 1; and,

FIG. 6 is a bottom view of the multi-station liquid dispensing apparatus shown in FIG. 1.

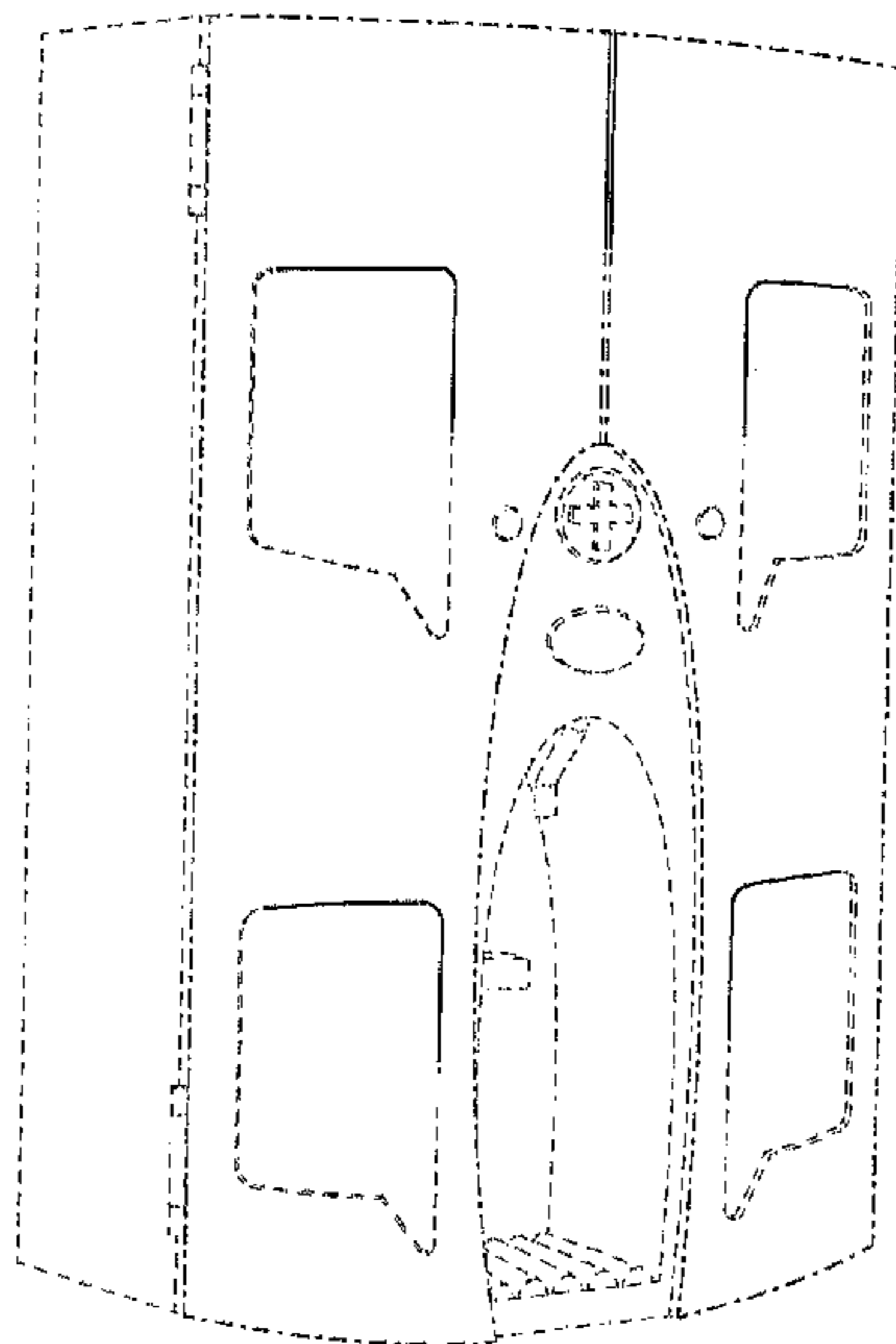
The elements shown in broken lines are included for the purpose of illustrating environment and form no part of the claimed design.

(56) **References Cited**

U.S. PATENT DOCUMENTS

D118,448 S * 1/1940 Helms D15/82
2,881,802 A 4/1959 Crawford
3,618,637 A 11/1971 Santomieri
D235,388 S 6/1975 Taylor
5,159,958 A 11/1992 Sand
5,253,677 A 10/1993 Sand

1 Claim, 4 Drawing Sheets



US D666,868 S

Page 2

U.S. PATENT DOCUMENTS

5,377,718	A	1/1995	Sand	
5,452,825	A	9/1995	Comstock et al.	
D367,659	S	3/1996	Baker et al.	
5,522,419	A	6/1996	Sand	
5,570,816	A	11/1996	LaBarbera, Jr.	
5,653,261	A	8/1997	Dalhart et al.	
D385,746	S *	11/1997	Fritz	D7/307
5,799,831	A	9/1998	Spriggs et al.	
5,832,972	A	11/1998	Thomas et al.	
5,862,829	A	1/1999	Sand	
D407,092	S *	3/1999	Weaver	D15/80
D408,207	S *	4/1999	Bourke	D7/306
5,902,041	A	5/1999	Parsons et al.	
5,927,338	A	7/1999	Boticki et al.	
5,957,152	A	9/1999	Dalhart	
6,095,372	A	8/2000	Dorsey et al.	
6,238,081	B1	5/2001	Sand	
6,279,598	B1	8/2001	Boticki et al.	
6,299,035	B1	10/2001	Dalhart	
6,322,242	B1	11/2001	Lang et al.	
6,363,977	B1	4/2002	Smeller et al.	
6,412,527	B1	7/2002	Brice	
6,439,272	B1	8/2002	Wertheim	
6,499,872	B2	12/2002	Sand	
6,588,466	B1	7/2003	Lohr	
6,619,318	B2	9/2003	Dalhart et al.	
6,634,376	B2	10/2003	Haas	

6,655,401	B2	12/2003	Sand et al.	
D498,637	S *	11/2004	Heilstedt et al.	D7/306
D499,599	S	12/2004	Morrison	
D523,878	S *	6/2006	Quinlan et al.	D15/89
D544,287	S *	6/2007	Joss et al.	D7/306
D555,413	S *	11/2007	Lin et al.	D7/309
D555,415	S *	11/2007	Lin	D7/309
D571,598	S *	6/2008	Moore	D7/306
D589,738	S *	4/2009	Michler	D7/309
D589,988	S *	4/2009	Martin et al.	D15/89
D608,129	S *	1/2010	Spear et al.	D7/306
D619,151	S *	7/2010	Tsuji	D15/79
D620,302	S *	7/2010	Picozza et al.	D7/309
D652,674	S *	1/2012	Bertucci et al.	D7/397
2003/0056841	A1	3/2003	Dalhart et al.	
2004/0065673	A1	4/2004	Hansen	
2004/0094226	A1	5/2004	Wertheim	
2004/0163720	A1	8/2004	Joung	
2005/0150572	A1	7/2005	Beldham et al.	
2006/0174778	A1	8/2006	Greiwe	
2006/0174779	A1	8/2006	Ng	
2007/0028980	A1	2/2007	Lohr et al.	

FOREIGN PATENT DOCUMENTS

EP	0068906	1/1983
FR	2130157	11/1972

* cited by examiner

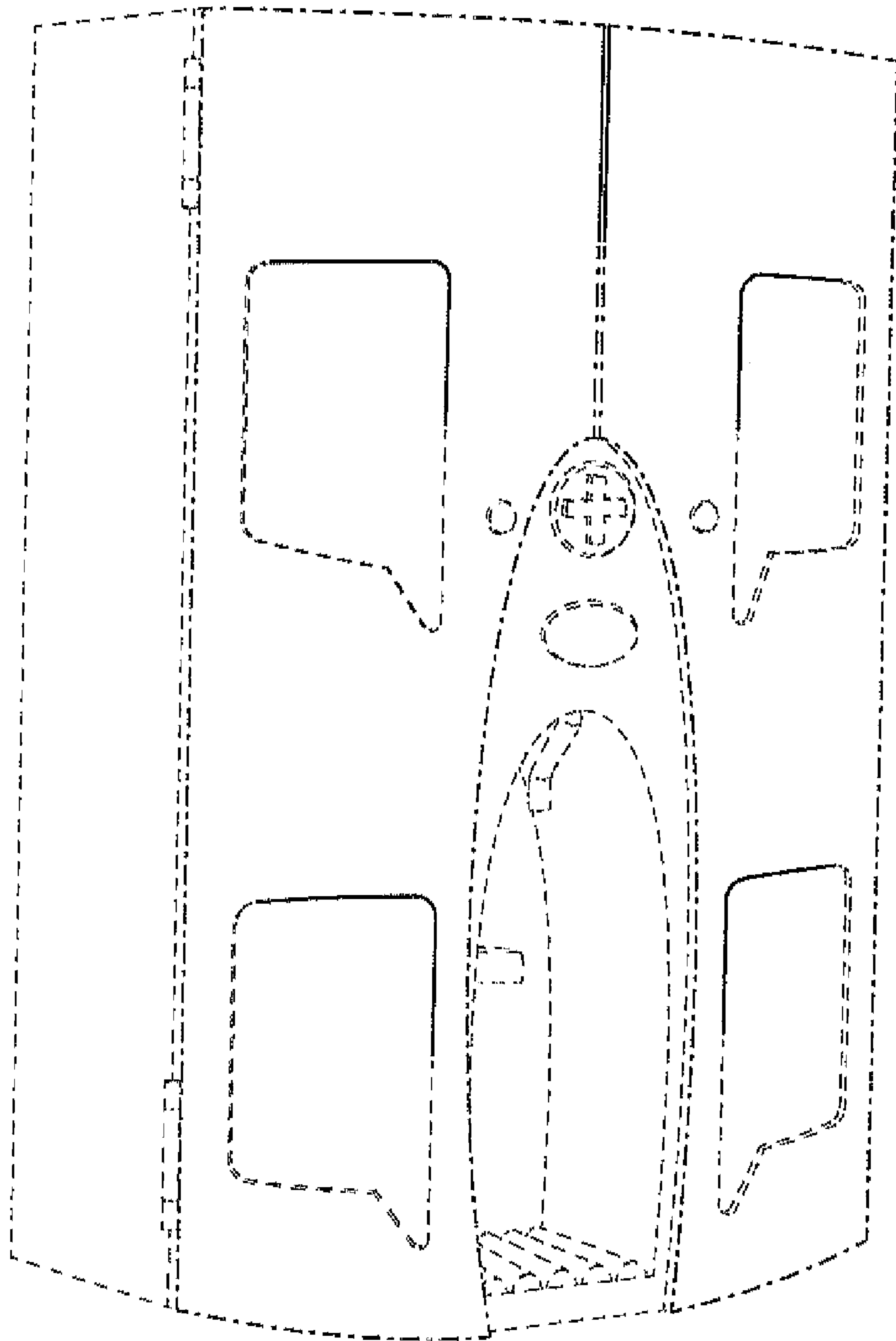


FIG. 1

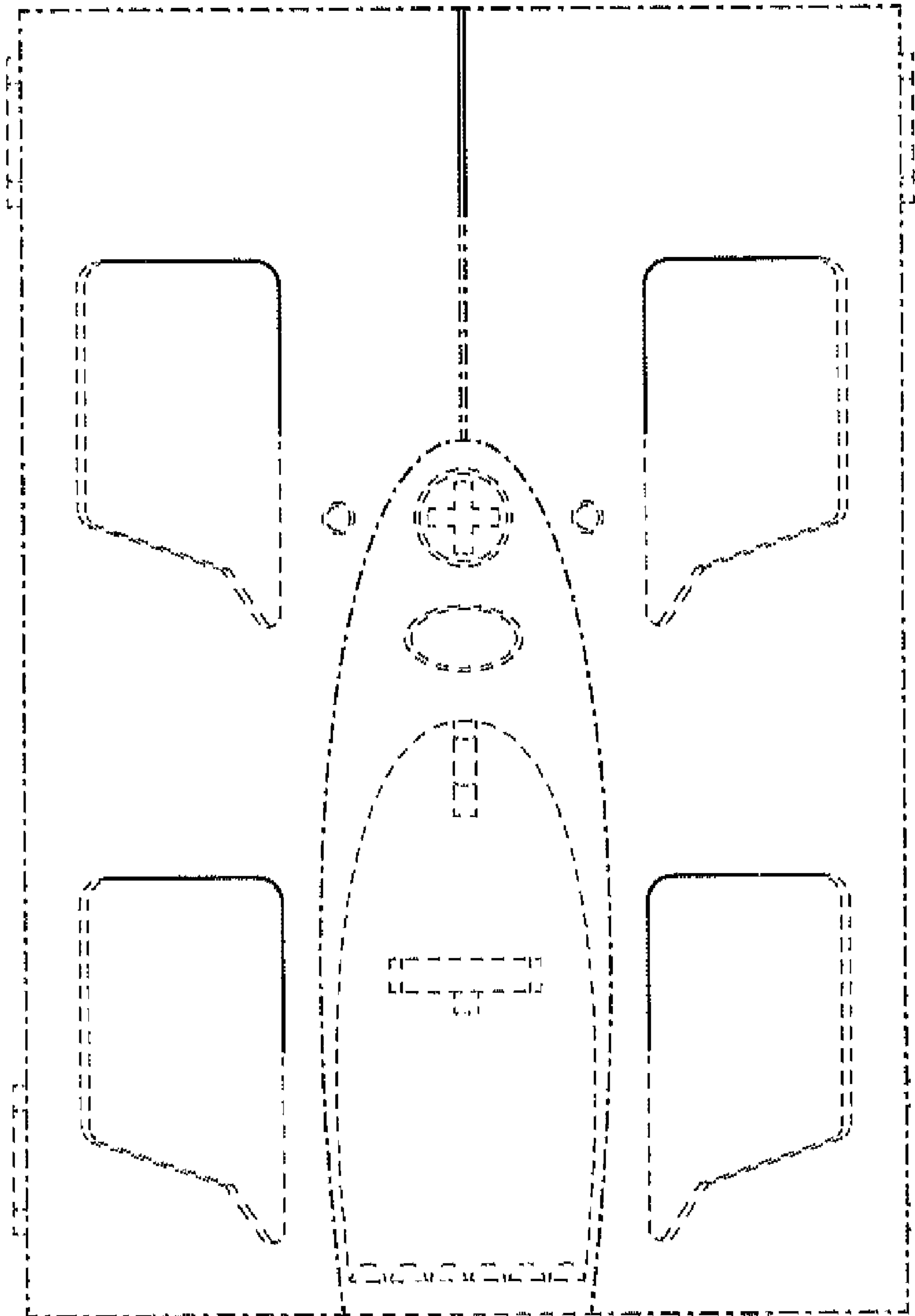


FIG. 2




FIG. 3

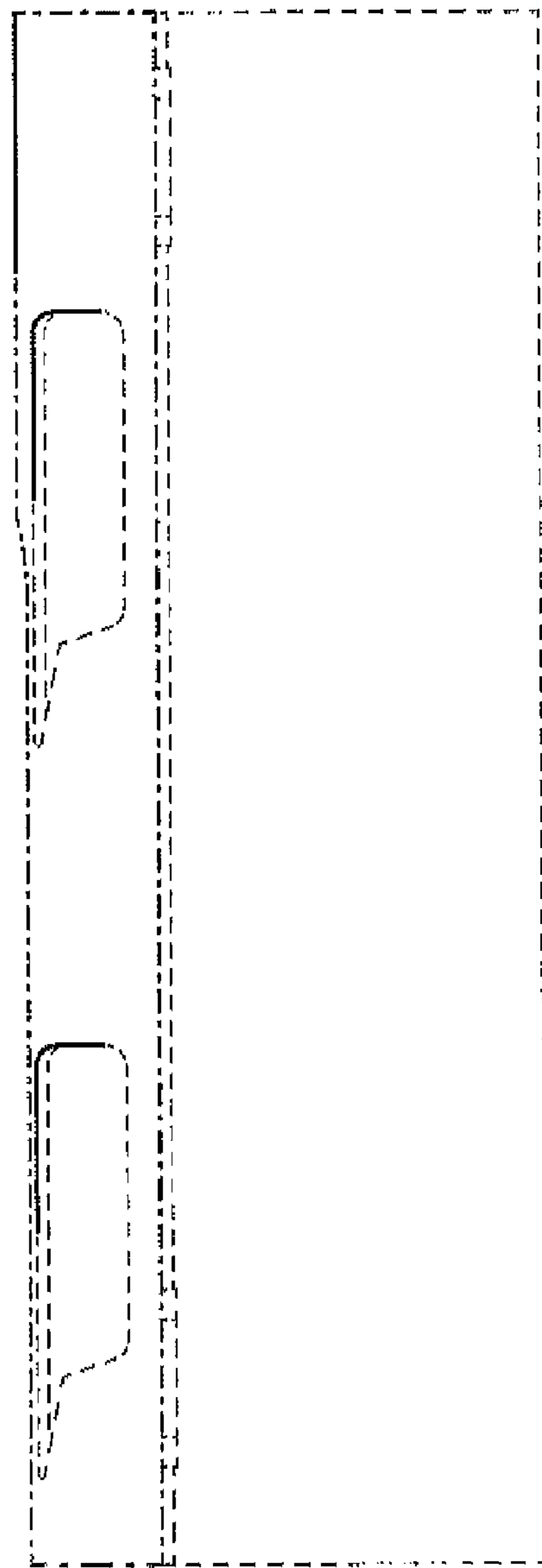


FIG. 4

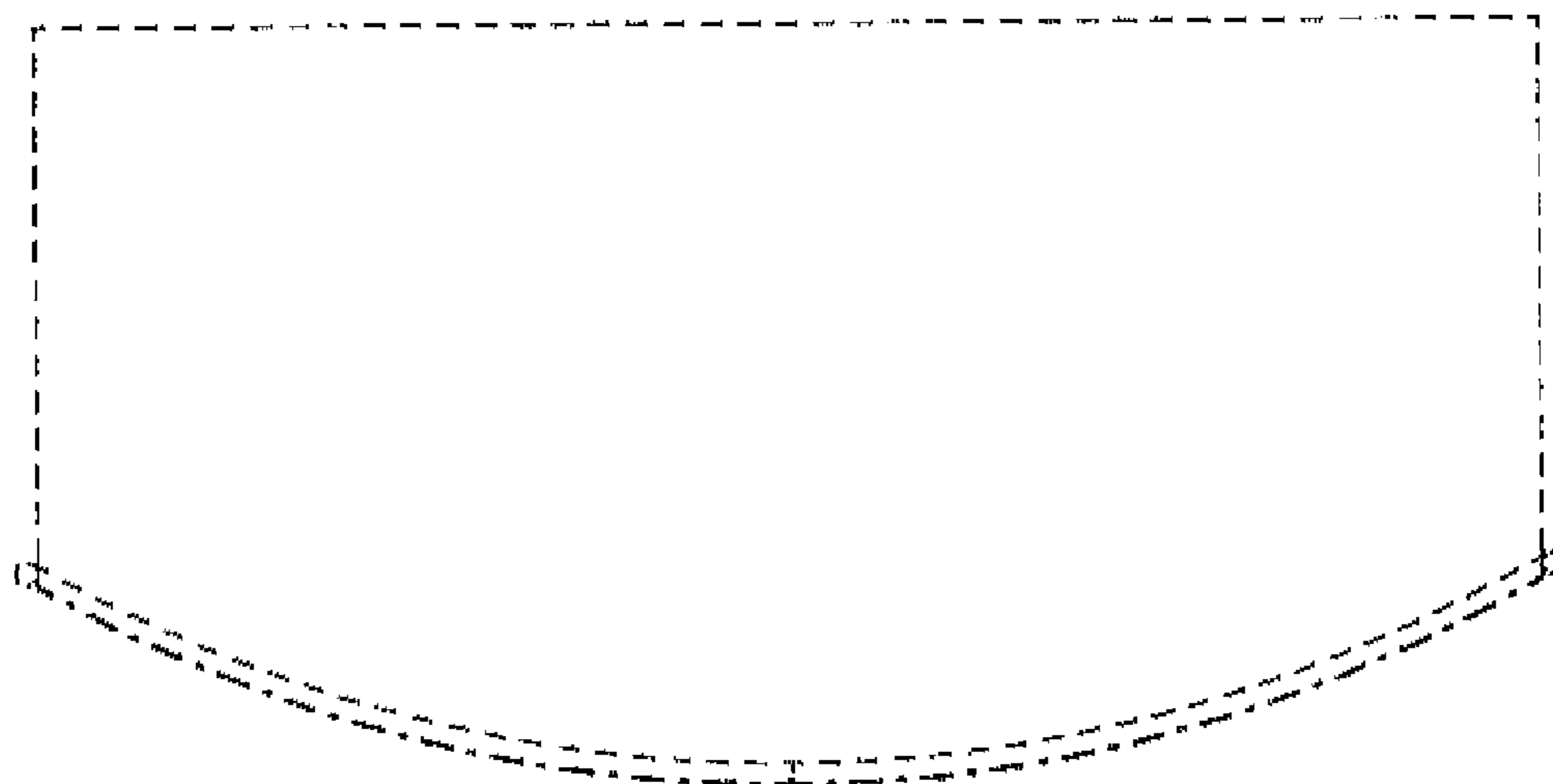


FIG. 5



FIG. 6