



US00D666867S

(12) **United States Design Patent**
Rae

(10) **Patent No.:** **US D666,867 S**

(45) **Date of Patent:** **** *Sep. 11, 2012**

(54) **COOKWARE LID HANDLE**

(75) Inventor: **Robert A. Rae**, Las Vegas, NV (US)

(73) Assignee: **Meyer Intellectual Properties Limited**
(VG)

(*) Notice: This patent is subject to a terminal disclaimer.

(**) Term: **14 Years**

(21) Appl. No.: **29/374,227**

(22) Filed: **Jul. 15, 2011**

(51) **LOC (9) Cl.** **07-02**

(52) **U.S. Cl.** **D7/394**

(58) **Field of Classification Search** D7/354-361,
D7/391, 393-395, 396.2, 514, 664; D8/107,
D8/300, 301, 306, 315, 316, 317, 319, 320,
D8/321; 16/430, 431, 110.1, 114.1, 407,
16/416, 429, 443, 441; 220/377, 573.1-573.5,
220/752, 753, 755, 756, 760, 772, 773, 912;
D3/318; 138/121, 145, 173
See application file for complete search history.

(56) **References Cited**

U.S. PATENT DOCUMENTS

D100,034 S *	6/1936	McCormick	D8/318
D367,584 S *	3/1996	Koch	D7/394
D381,252 S *	7/1997	Chieda	D8/317

D535,153 S *	1/2007	Eide et al.	D7/542
D553,944 S *	10/2007	Jou	D8/316
D563,159 S *	3/2008	Rae	D7/394
D568,142 S *	5/2008	Zhang et al.	D8/320
D593,793 S *	6/2009	Rae	D7/394
D594,273 S *	6/2009	Rae	D7/394
D600,529 S *	9/2009	Nicholson	D8/315
D625,949 S *	10/2010	Rae	D7/391
D630,042 S *	1/2011	Rae	D7/391
D644,485 S *	9/2011	Rae	D7/394

* cited by examiner

Primary Examiner — Cynthia M Chin

(74) *Attorney, Agent, or Firm* — Edward S. Sherman

(57) **CLAIM**

The ornamental design for a “cookware lid handle,” as shown and described.

DESCRIPTION

FIG. 1 is a perspective view of the “cookware lid handle” showing my new design;

FIG. 2 is a right side elevation view thereof, the left side being identical thereto;

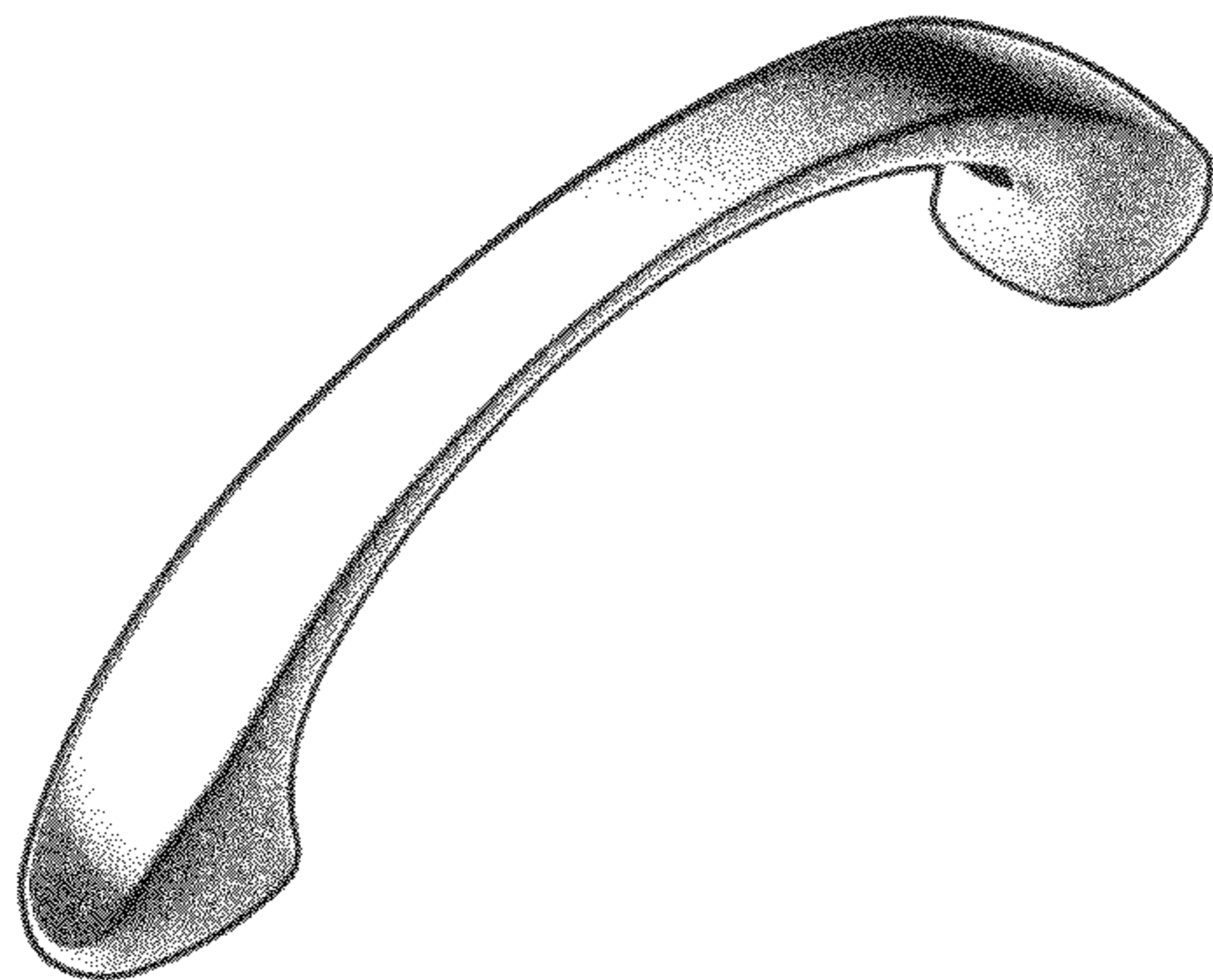
FIG. 3 is a top plan view thereof;

FIG. 4 is a bottom plan view thereof; and,

FIG. 5 is a front elevation view thereof, the rear being identical thereof.

The broken lines in FIG. 4 are for illustrative purposes only, depicting the environment of the new design, forming no part thereof as claimed.

1 Claim, 3 Drawing Sheets



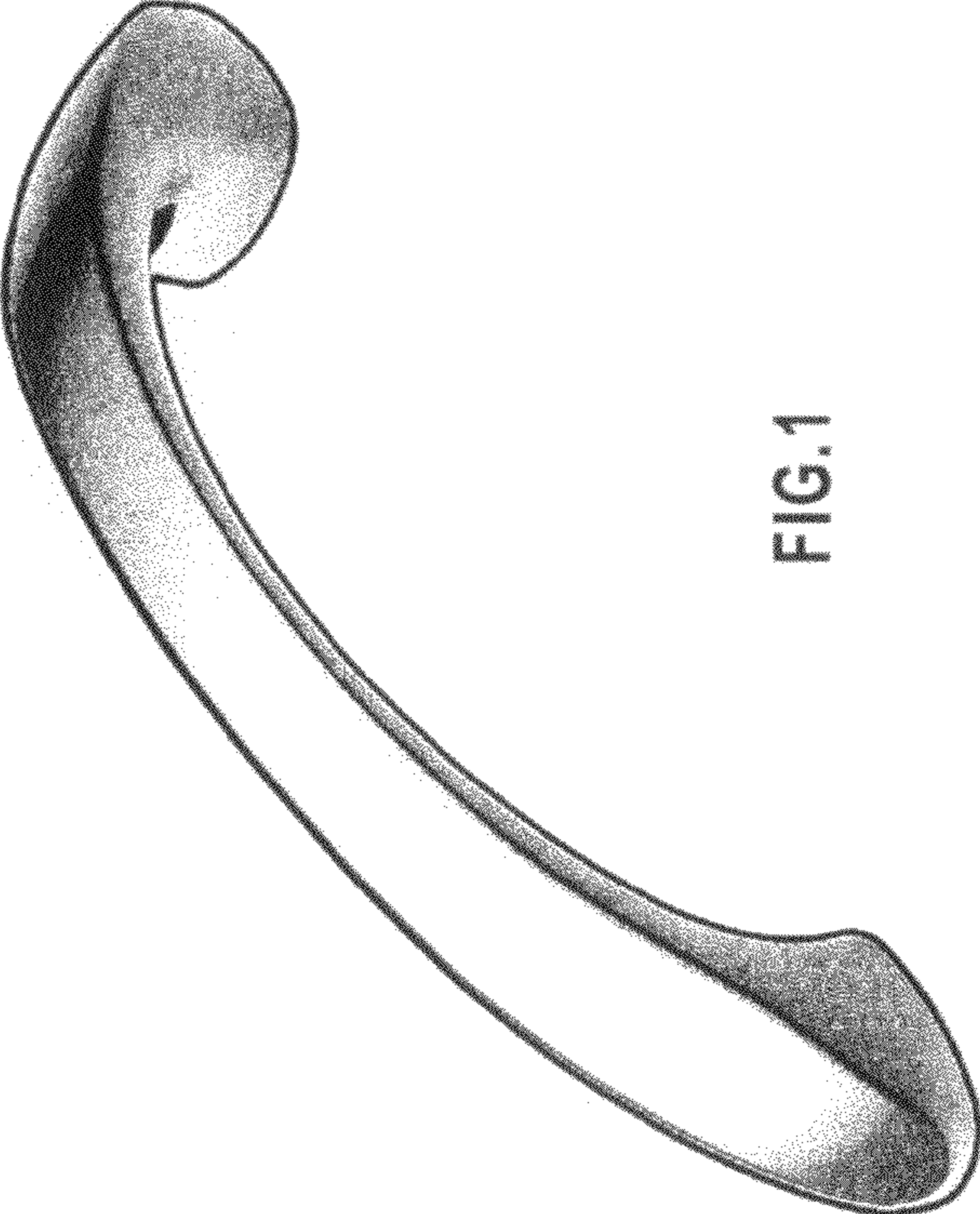


FIG.1




FIG.2

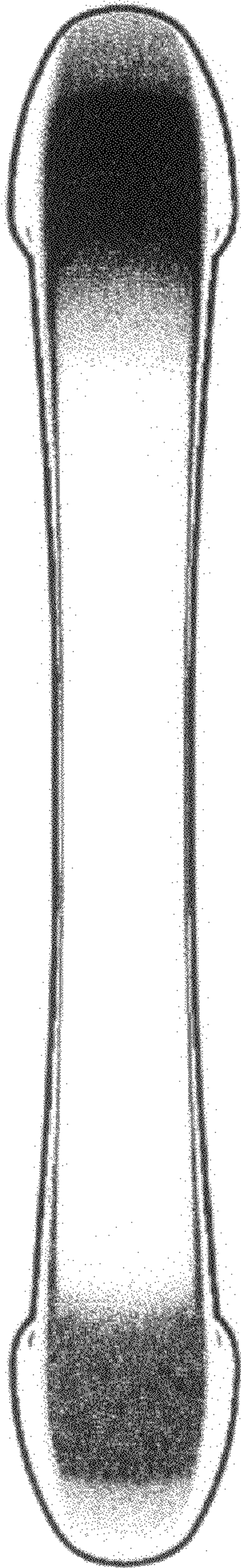


FIG. 3

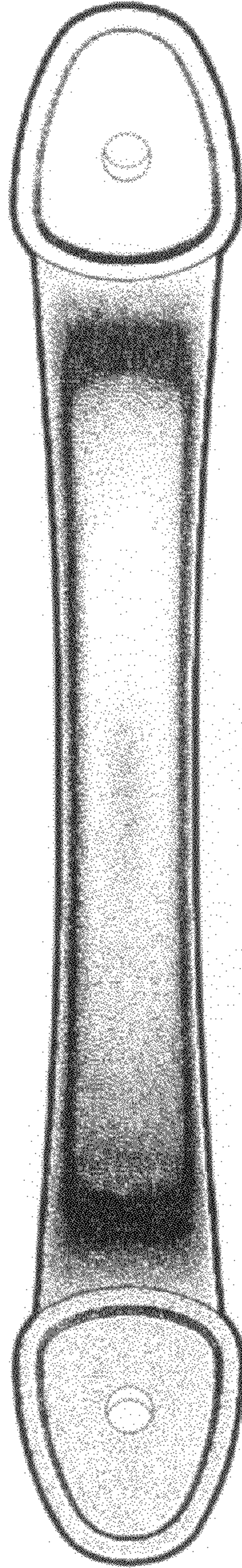


FIG. 4

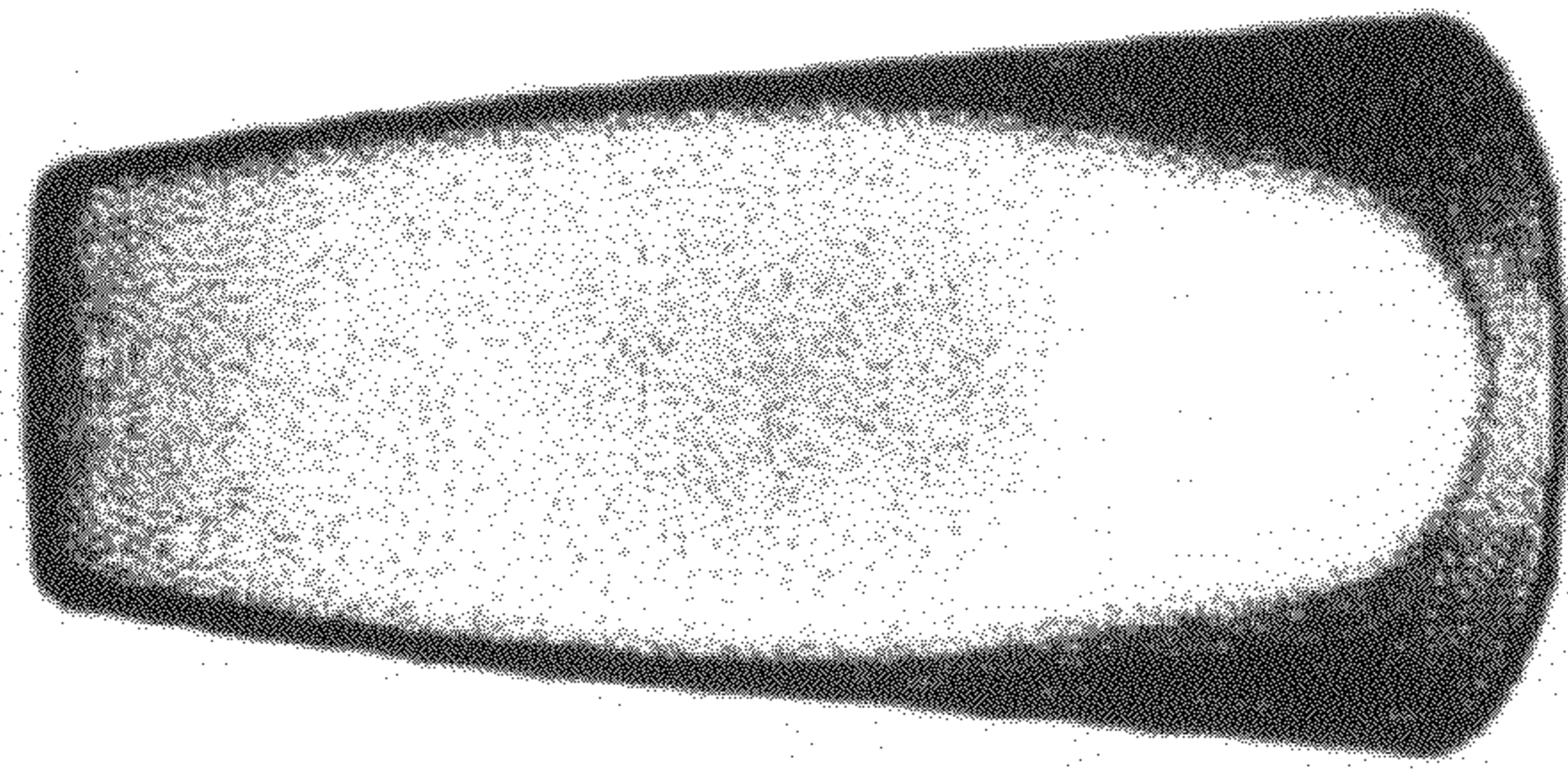


FIG. 5