

US00D666865S

(12) **United States Design Patent**
Spivey et al.

(10) **Patent No.:** **US D666,865 S**

(45) **Date of Patent:** **** Sep. 11, 2012**

(54) **PITCHER**

(75) Inventors: **Patrick Spivey**, Atlanta, GA (US);
Kenneth Krefle, Atlanta, GA (US)

(73) Assignee: **Base Brands**, Smyrna, GA (US)

(**) Term: **14 Years**

(21) Appl. No.: **29/371,569**

(22) Filed: **Apr. 26, 2011**

(51) **LOC (9) Cl.** **07-01**

(52) **U.S. Cl.** **D7/319; D7/317**

(58) **Field of Classification Search** D7/316-319,
D7/598, 600; 215/12.1; 222/143, 192, 472,
222/465.1

See application file for complete search history.

(56) **References Cited**

U.S. PATENT DOCUMENTS

D396,378 S *	7/1998	Hensel	D7/319
D437,175 S *	2/2001	Brady	D7/319
D439,466 S *	3/2001	Bouhuys	D7/319
D586,605 S *	2/2009	Ma et al.	D7/317
D586,606 S *	2/2009	Ma et al.	D7/319

D598,233 S *	8/2009	Ma et al.	D7/317
D626,777 S *	11/2010	Bell et al.	D7/319
D632,520 S *	2/2011	Bell et al.	D7/319

* cited by examiner

Primary Examiner — Marianne Pandozzi

(74) *Attorney, Agent, or Firm* — Jonathan E. Grant; Grant Patent Services

(57) **CLAIM**

The ornamental design for a pitcher, as shown and described.

DESCRIPTION

FIG. 1 is a perspective view showing a pitcher of our new design.

FIG. 2 is an elevational view showing a right side of the pitcher.

FIG. 3 is an elevational view showing a left side of the pitcher.

FIG. 4 is an elevational view showing a front of the pitcher.


FIG. 5 is an elevational view showing a back of the pitcher.

FIG. 6 is a plan view showing a top of the pitcher; and,

FIG. 7 is a plan view showing a bottom of the pitcher.

The broken lines in the drawings are included for the purpose of illustration and form no part of the claimed design.

1 Claim, 4 Drawing Sheets






FIG. 1




FIG. 2




FIG. 3

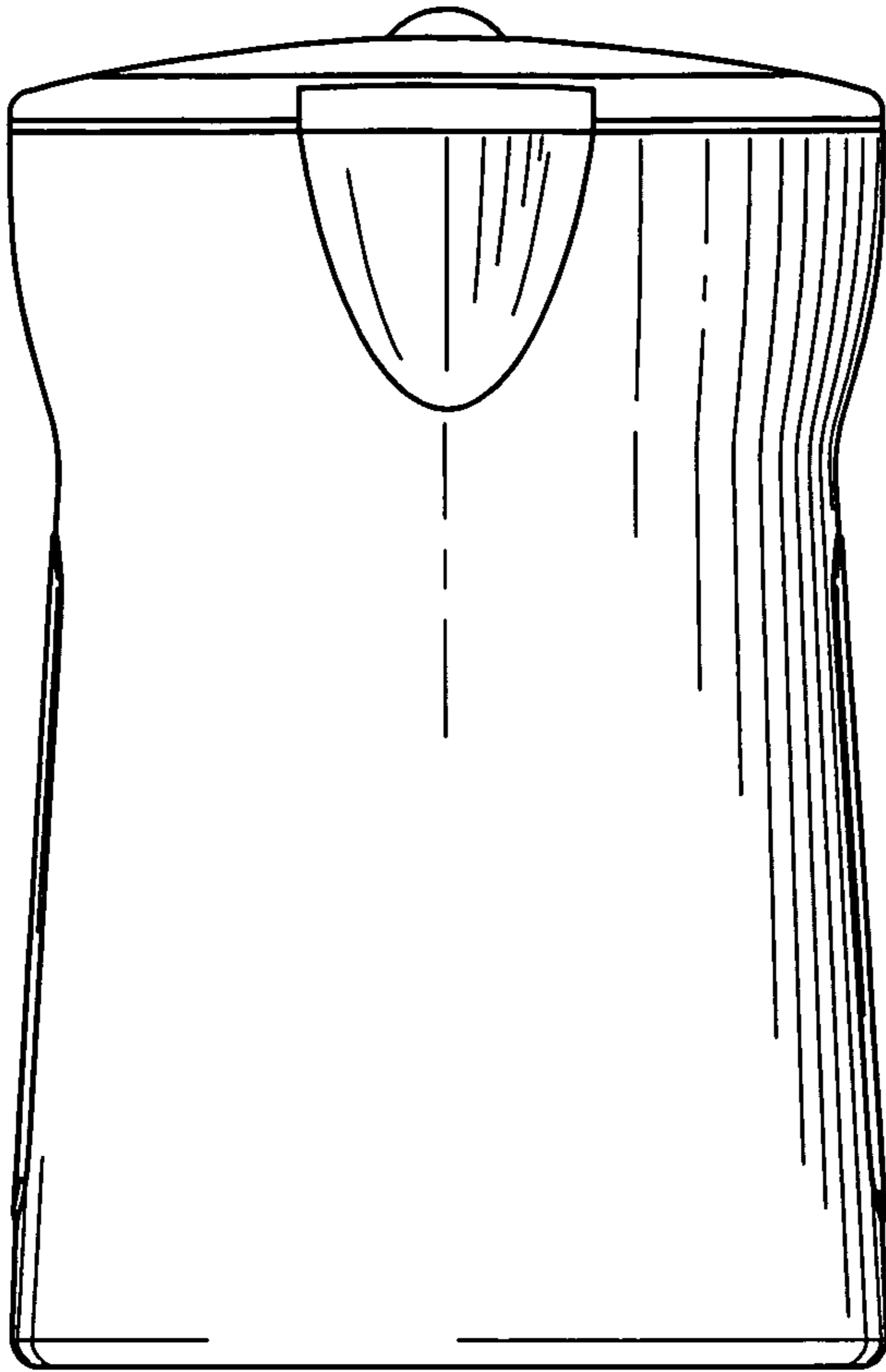


FIG. 4

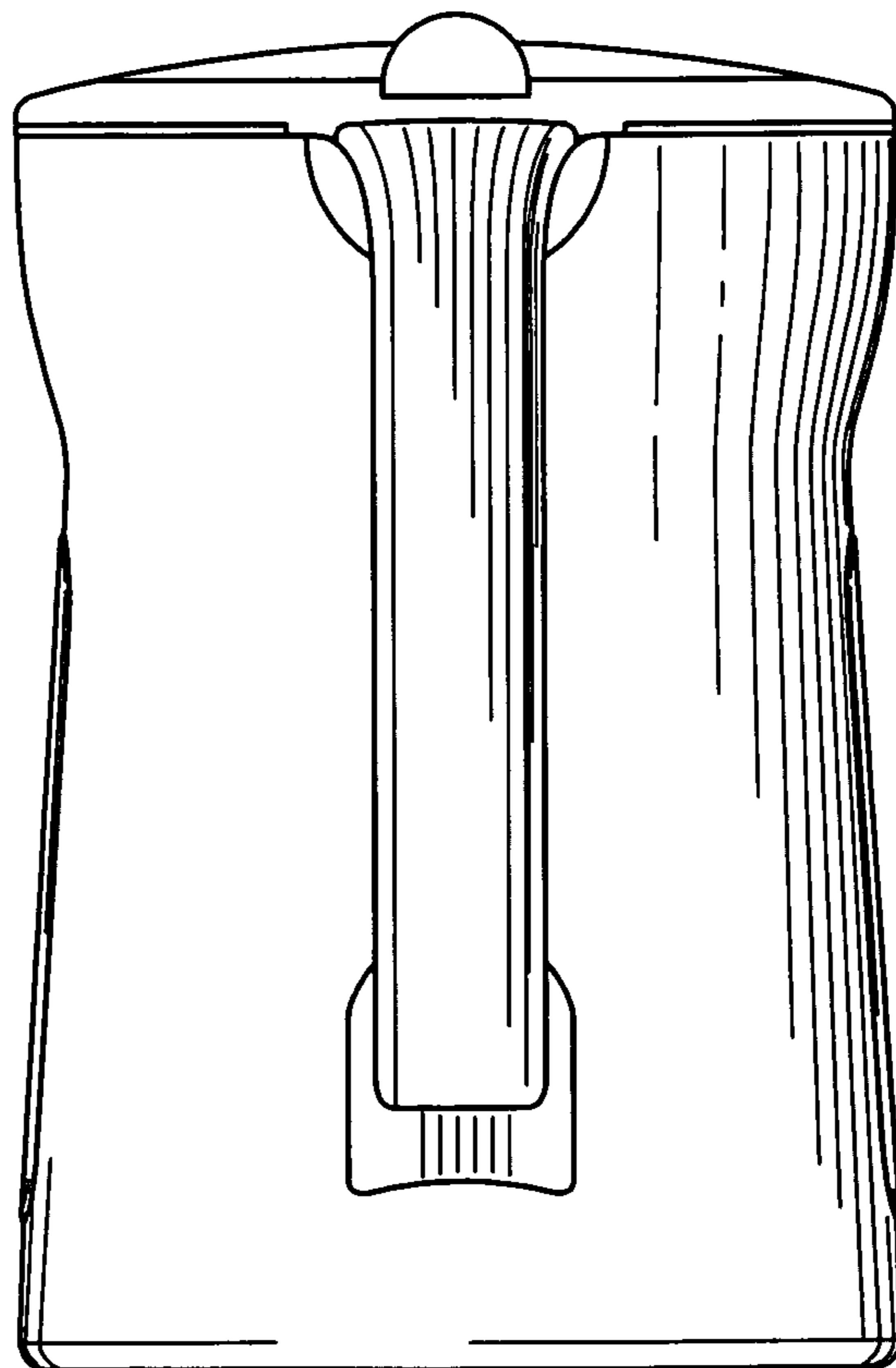


FIG. 5

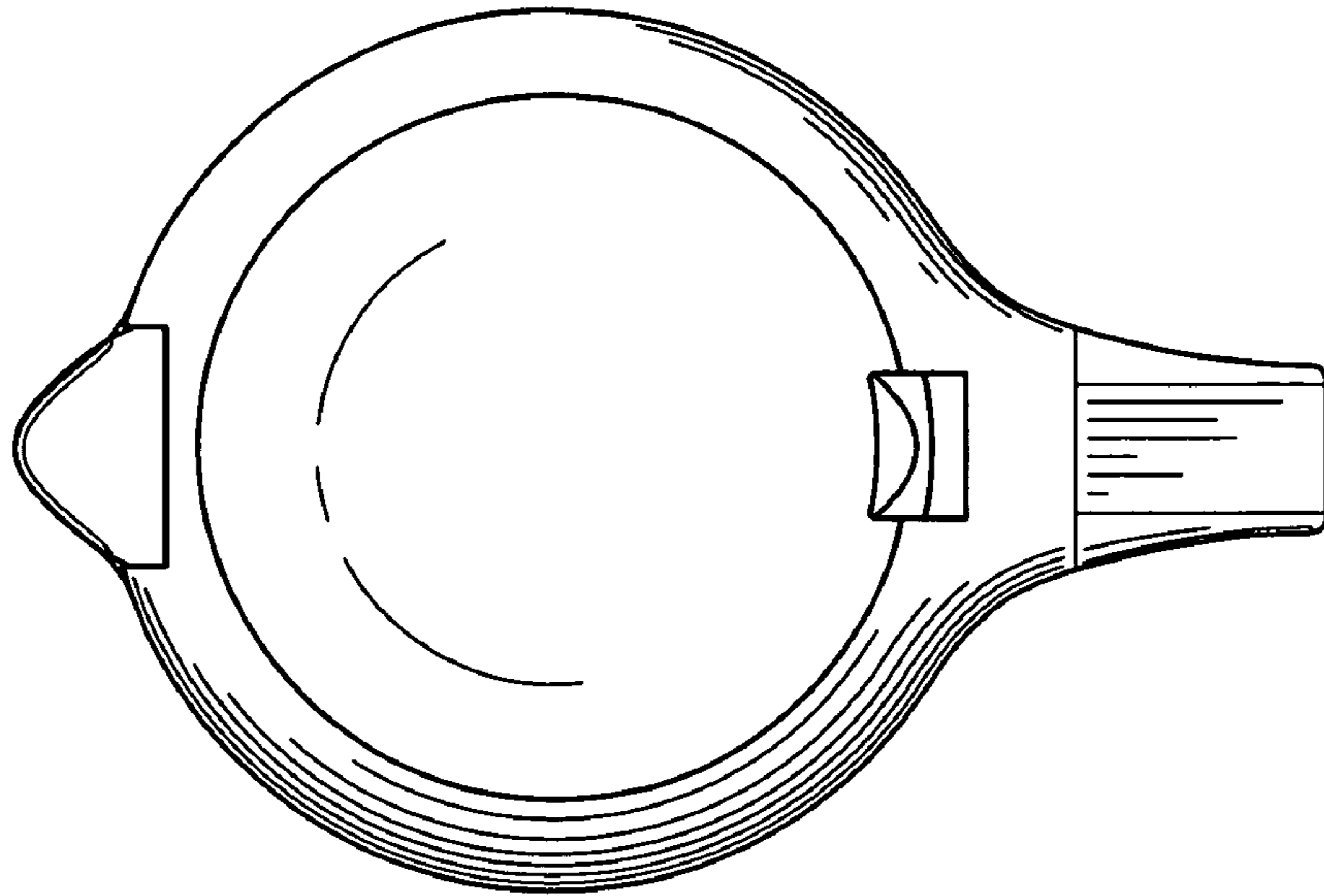


FIG. 6

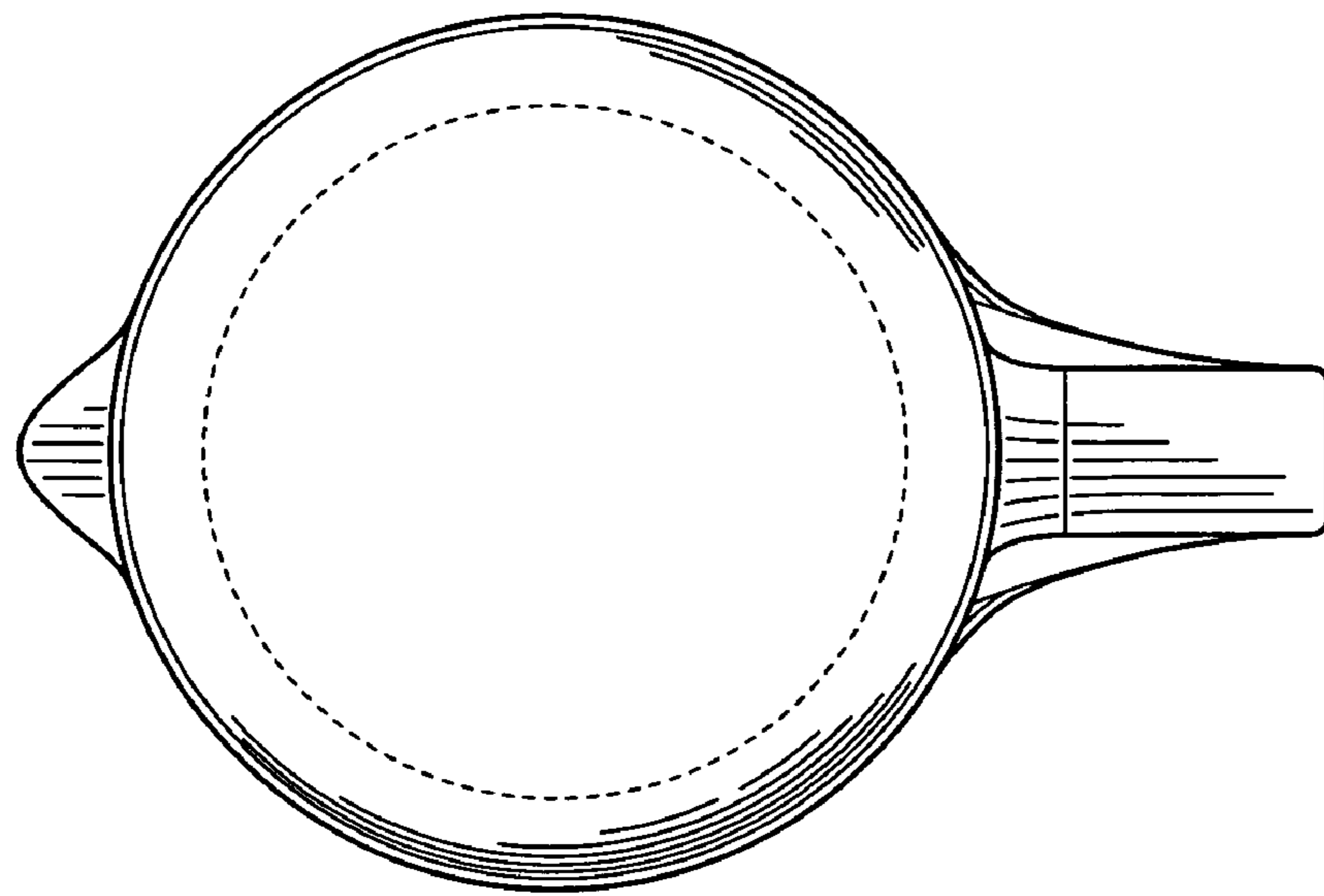


FIG. 7