



US00D666861S

(12) **United States Design Patent**
Phillips

(10) **Patent No.:** **US D666,861 S**

(45) **Date of Patent:** **** Sep. 11, 2012**

(54) **ERGONOMIC PILLOW**

(76) **Inventor:** **Mylien Phillips**, Winchester, CA (US)

(**) **Term:** **14 Years**

(21) **Appl. No.:** **29/395,141**

(22) **Filed:** **Dec. 5, 2011**

(51) **LOC (9) Cl.** **03-09**

(52) **U.S. Cl.** **D6/601**

(58) **Field of Classification Search** D6/595,
D6/596, 601, 604; 5/630, 633, 636, 637,
5/652-656, 706; D21/809

See application file for complete search history.

(56) **References Cited**

U.S. PATENT DOCUMENTS

D201,492 S *	6/1965	Jacobson	D6/601
D322,380 S *	12/1991	El-Asir	D6/604
5,987,674 A *	11/1999	Schaffner et al.	5/632
D443,461 S *	6/2001	Hall et al.	D6/601
7,000,273 B2 *	2/2006	Rivera-Wienhold et al.	5/632
D597,364 S *	8/2009	Lindgren	D6/601

2007/0209115 A1 *	9/2007	Carroll	5/636
2009/0094749 A1 *	4/2009	Littlehorn et al.	5/633
2009/0222993 A1 *	9/2009	Villanueva et al.	5/655

* cited by examiner

Primary Examiner — Janice Seeger

(74) *Attorney, Agent, or Firm* — Richard L. Mikesell

(57) **CLAIM**

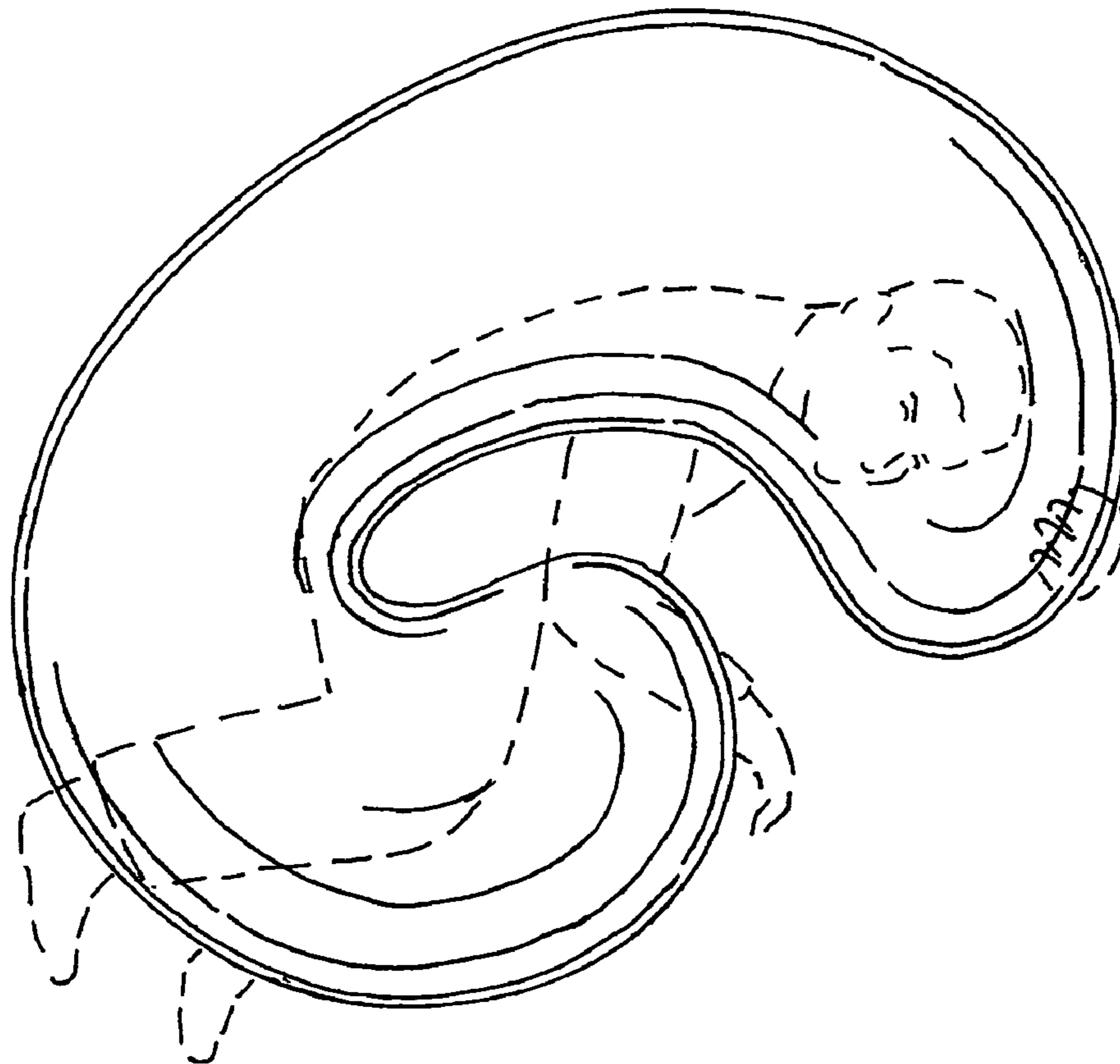
The ornamental design for an ergonomic pillow, as shown and described.

DESCRIPTION

- FIG. 1: Top plan view,
- FIG. 2: Top plan view;
- FIG. 3: Bottom plan view;
- FIG. 4: Front elevation;
- FIG. 5: Rear elevation;
- FIG. 6: Left side elevation; and,
- FIG. 7: Right side elevation.

The broken lines showing the child are for environmental purposes only and form no part of the claimed design.

1 Claim, 3 Drawing Sheets



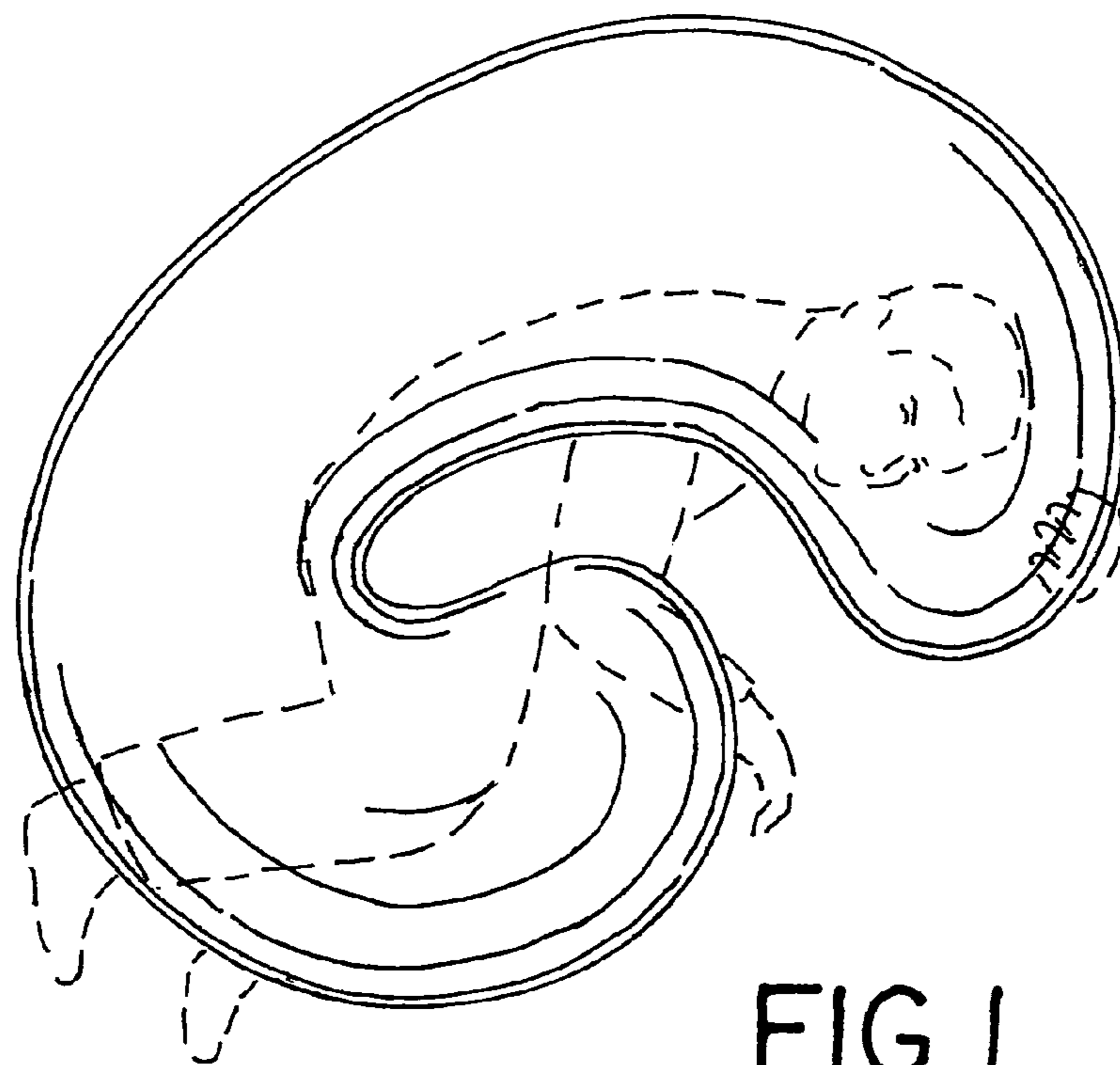


FIG. 1




FIG 2

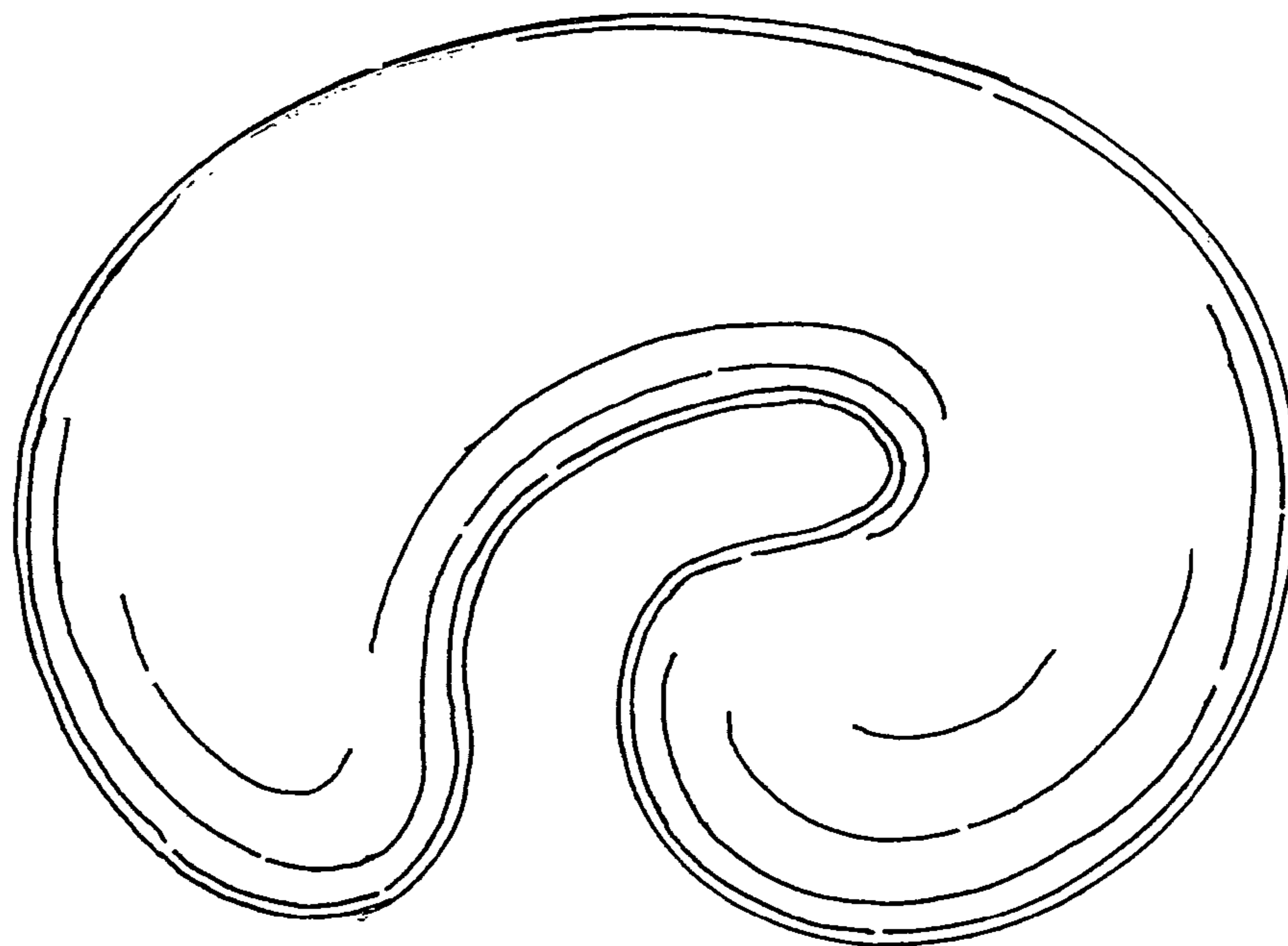


FIG. 3

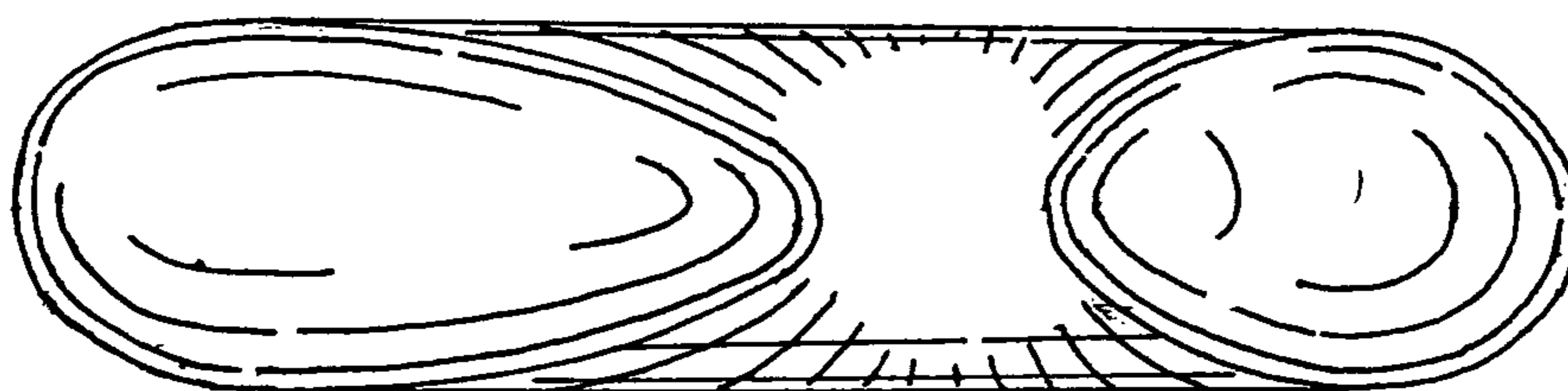


FIG. 4




FIG. 5




FIG. 6




FIG. 7