

US00D666835S

(12) **United States Design Patent**
Grainger

(10) **Patent No.:** **US D666,835 S**

(45) **Date of Patent:** **** Sep. 11, 2012**

(54) **LINT BRUSH**

(76) Inventor: **Geneva Grainger**, Austin, TX (US)

(**) Term: **14 Years**

(21) Appl. No.: **29/416,695**

(22) Filed: **Mar. 26, 2012**

(51) **LOC (9) Cl.** **04-01**

(52) **U.S. Cl.** **D4/120; D4/130**

(58) **Field of Classification Search** D4/119,
D4/120, 124, 125, 130, 137, 138, 199; D30/158;
D32/42, 52; 15/143.1, 159.1, 160, 186, 188,
15/104.001, 107, 114, 118, 167.3; D28/7,
D28/63

See application file for complete search history.

(56) **References Cited**

U.S. PATENT DOCUMENTS

1,083,860	A *	1/1914	Robertson	15/114
D222,199	S *	10/1971	Popeil et al.	D4/120
D224,461	S *	7/1972	Ferris	D4/137
D271,817	S *	12/1983	Collin	D32/40
4,687,095	A *	8/1987	Iwasaki	206/234

D408,149	S *	4/1999	Chen	D4/120
D521,246	S *	5/2006	Huller	D4/124
D532,979	S *	12/2006	Viola	D4/129

* cited by examiner

Primary Examiner — Melanie H Tung

Assistant Examiner — Lavone D Tabor

(74) *Attorney, Agent, or Firm* — Andrew W. Chu; Craft Chu PLLC

(57) **CLAIM**

The ornamental design for a lint brush, as shown and described.

DESCRIPTION

FIG. 1 is an upper perspective view of the lint brush showing my design.

FIG. 2 is a front elevation view thereof,

FIG. 3 is a back elevation view thereof;

FIG. 4 is a side elevation view thereof;



FIG. 5 is an opposite side elevation view thereof;

FIG. 6 is a top plan view thereof; and,

FIG. 7 is a bottom plan view thereof.

The crosshatching, which is understood to represent a conventional material and continue throughout the entire upper raised portion, is partially shown in FIGS. 1 and 6 and omitted in FIGS. 2-5 for ease of illustration.

1 Claim, 2 Drawing Sheets






FIG. 1

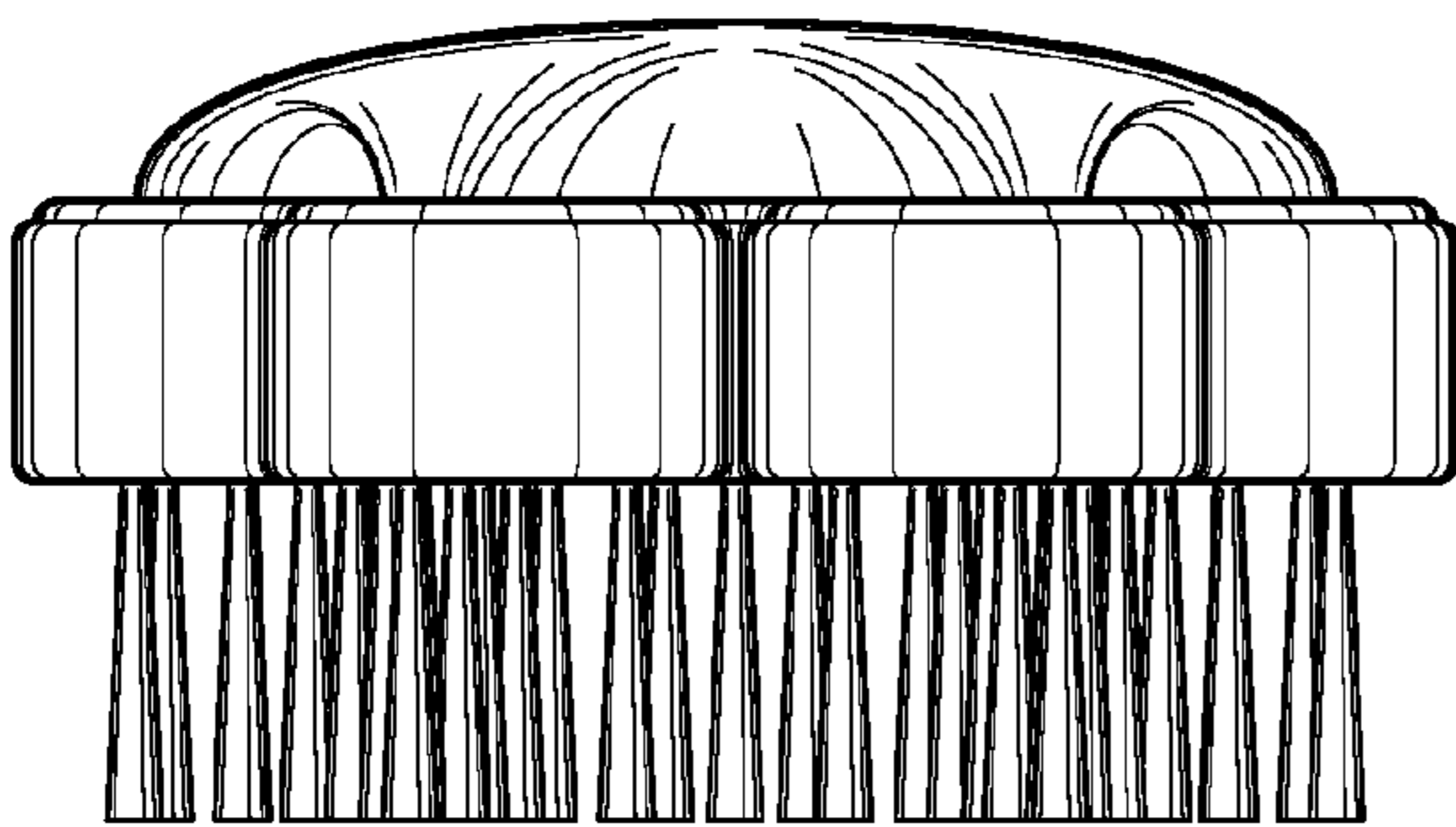


FIG. 2

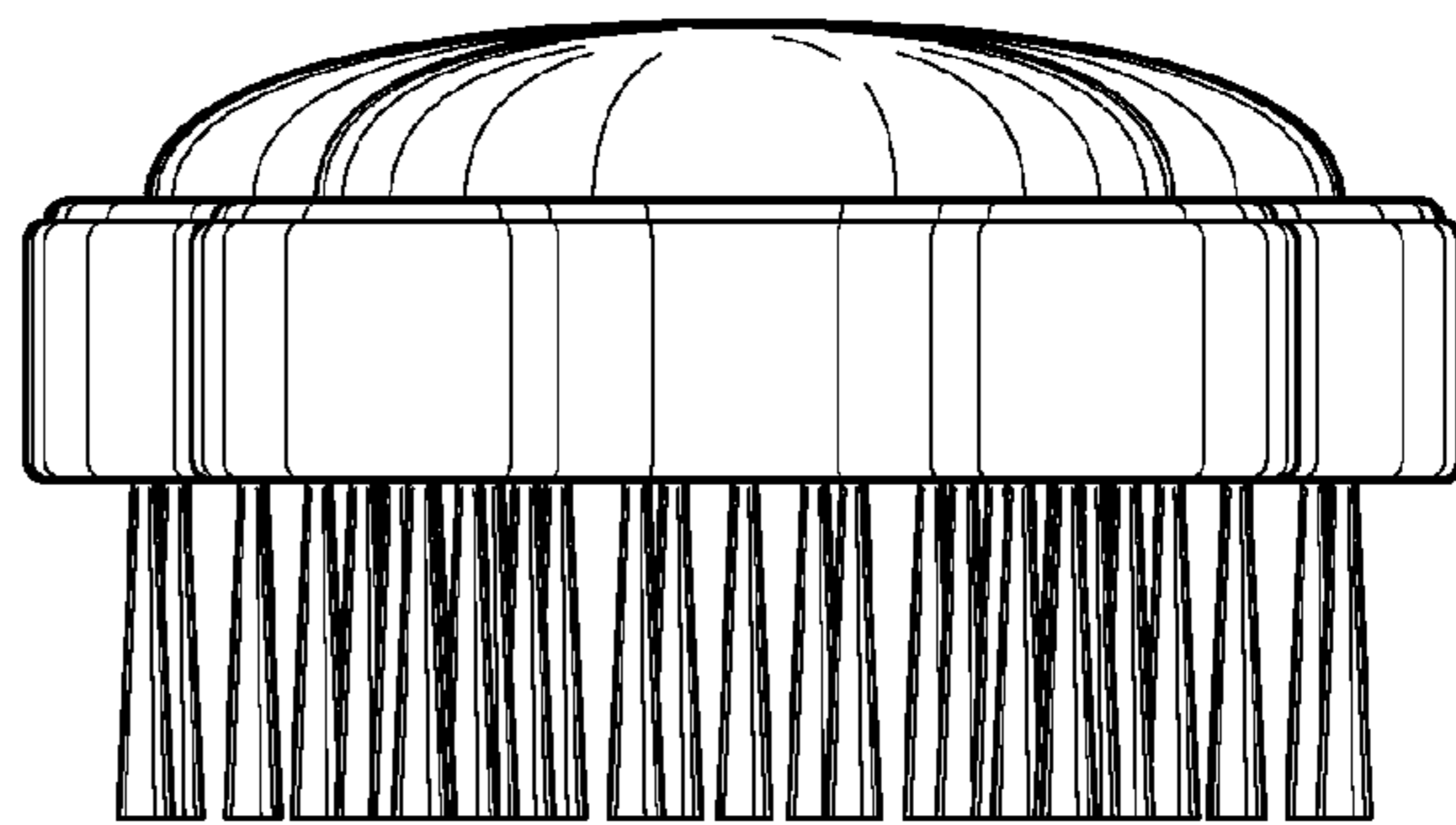


FIG. 3

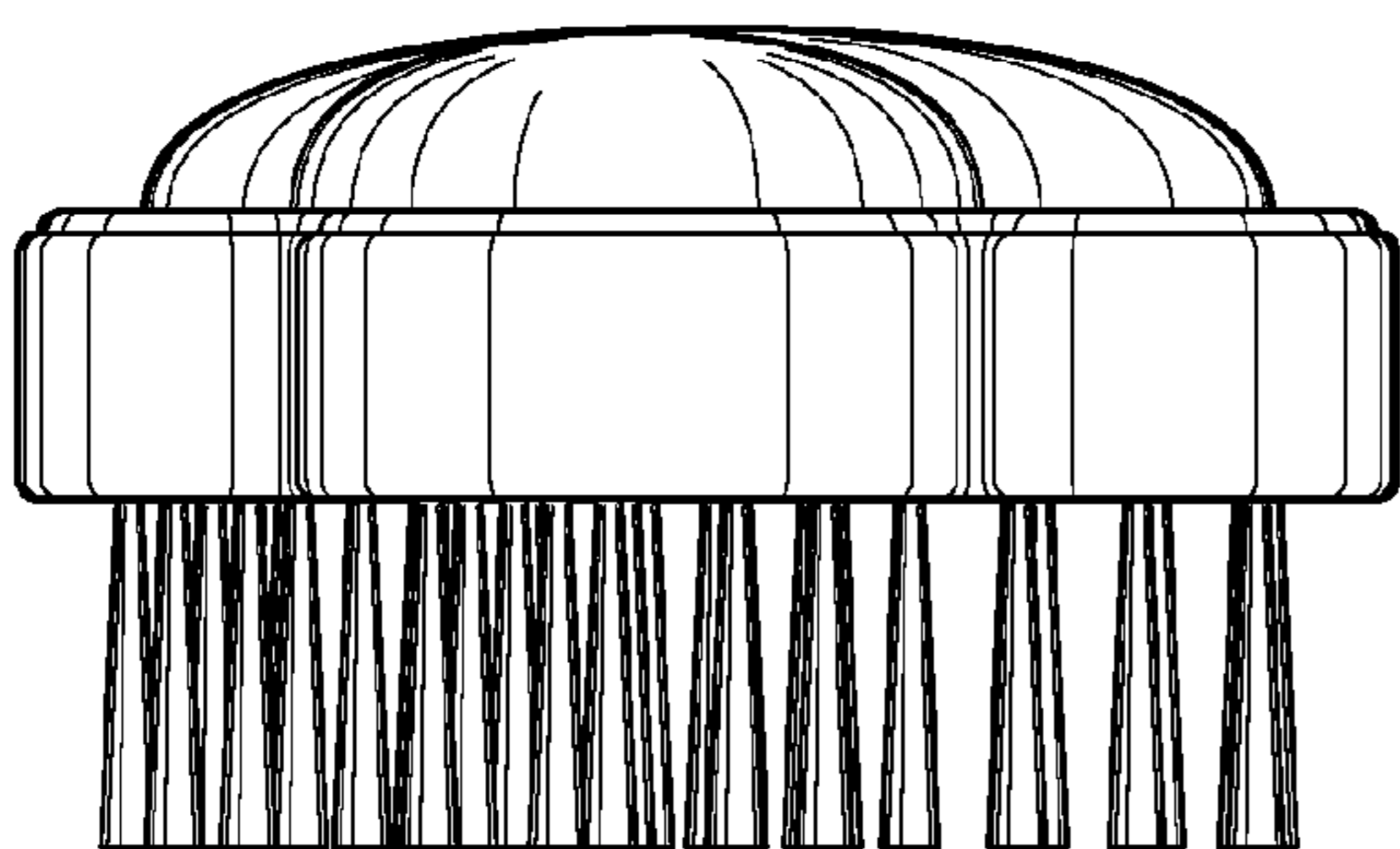


FIG. 4

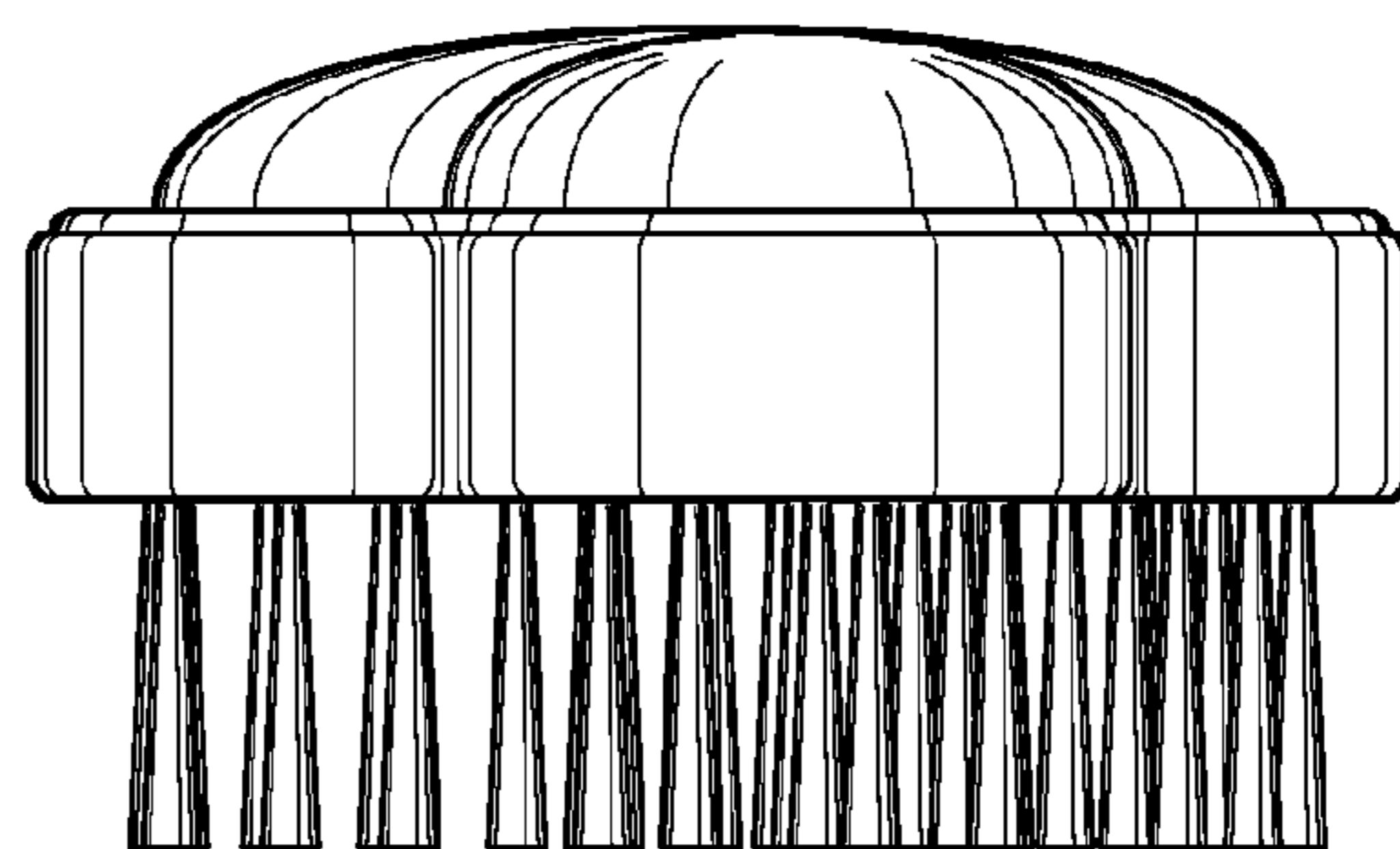


FIG. 5




FIG. 6




FIG. 7