

US00D666821S

(12) **United States Design Patent**
Phillips et al.

(10) **Patent No.:** **US D666,821 S**
(45) **Date of Patent:** **** Sep. 11, 2012**

(54) **DEVICE POCKET**

(75) Inventors: **Alison Phillips**, Toronto (CA); **Todd Nelson Sinclair**, Waterloo (CA); **Anders Fahrendorff**, Ottawa (CA); **Caitlin Curran-Blaney**, Toronto (CA); **Shannon Tyler Moore**, Waterloo (CA)

(73) Assignee: **Research In Motion Limited**, Waterloo, Ontario (CA)

(**) Term: **14 Years**

(21) Appl. No.: **29/399,985**

(22) Filed: **Aug. 22, 2011**

(51) **LOC (9) Cl.** **03-01**

(52) **U.S. Cl.** **D3/303**

(58) **Field of Classification Search** D3/203.1,
D3/203.5–203.6, 203.8, 225–227, 299, 218;
206/576, 701, 320, 37–38, 235

See application file for complete search history.

(56) **References Cited**

U.S. PATENT DOCUMENTS

D476,149 S * 6/2003 Andre et al. D3/218
D638,216 S * 5/2011 Fahrendorff et al. D3/218
D648,536 S * 11/2011 Fahrendorff et al. D3/303

* cited by examiner

Primary Examiner — Holly Baynham

(57) **CLAIM**

We claim the ornamental design for a device pocket, as shown and described.

DESCRIPTION

FIG. 1 is a back perspective view of a device pocket;
FIG. 2 is a front perspective view of the device pocket;
FIG. 3 is a back elevational view thereof;
FIG. 4 is a front elevational view thereof;
FIG. 5 is a right elevational view thereof;
FIG. 6 is a left elevational view thereof;
FIG. 7 is a top plan view thereof; and,
FIG. 8 is a bottom plan view thereof.

1 Claim, 6 Drawing Sheets






FIG.1

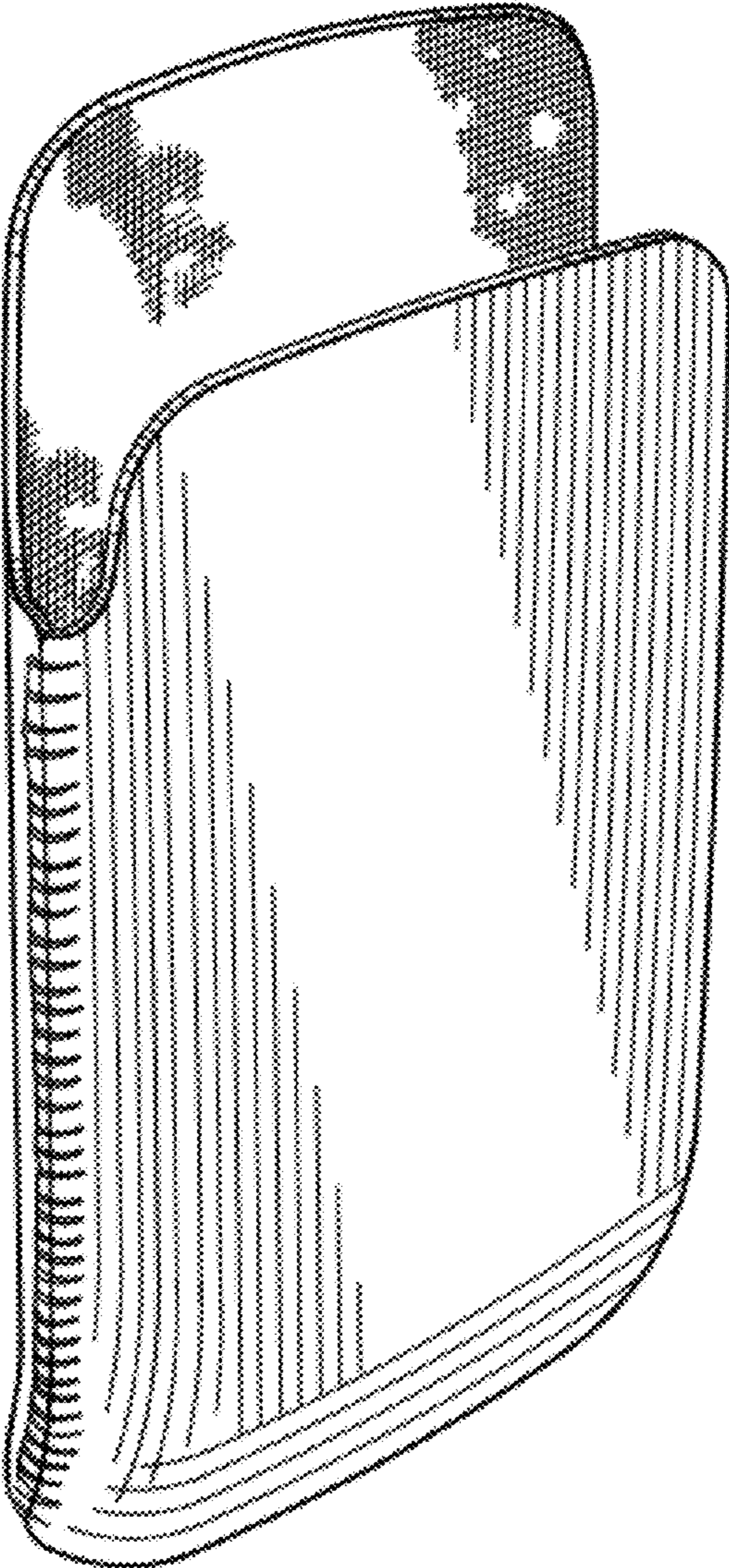


FIG.2




FIG.3

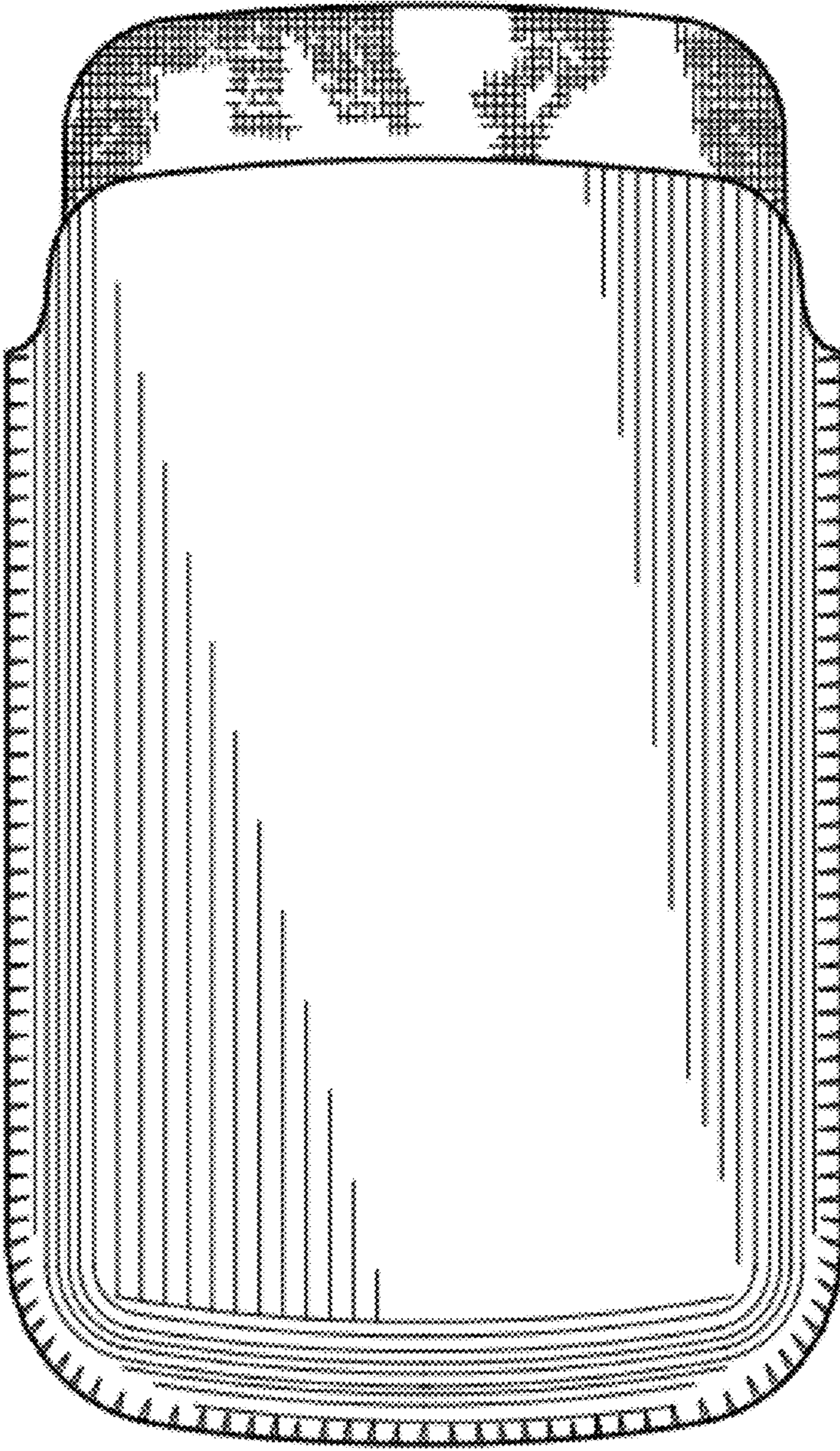


FIG.4




FIG. 5




FIG. 6

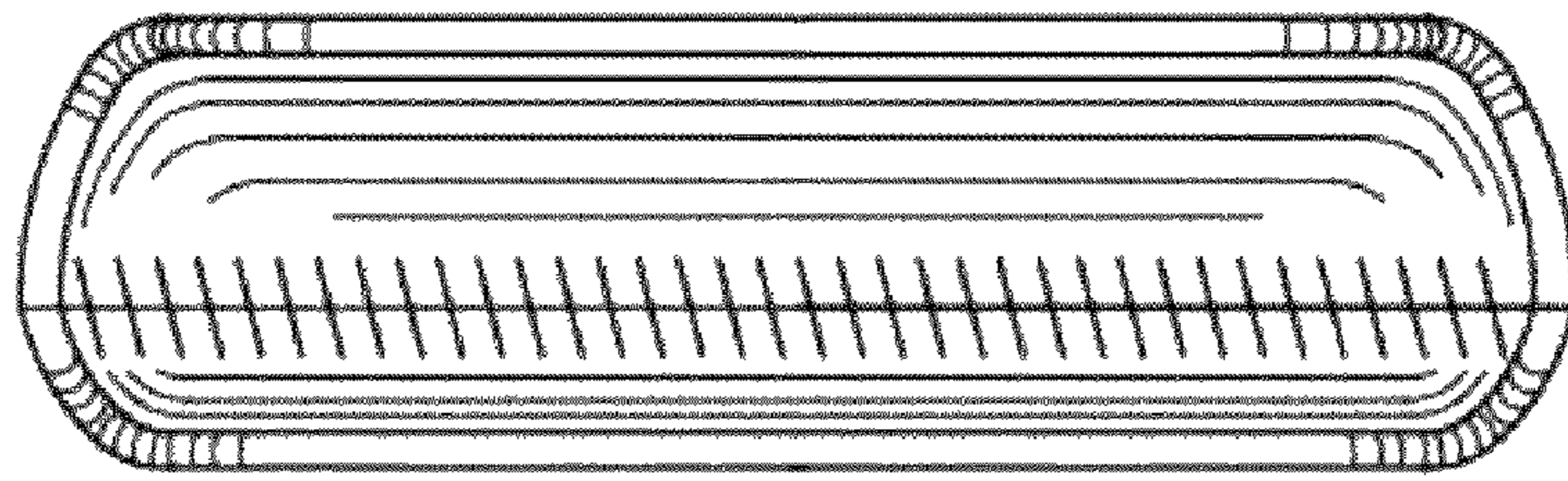


FIG. 7




FIG. 8