



US00D666817S

(12) **United States Design Patent**  
**Koehn**

(10) **Patent No.:** **US D666,817 S**

(45) **Date of Patent:** **\*\* Sep. 11, 2012**

(54) **TOOLBOX**

(75) Inventor: **Vincent G. Koehn**, Montezuma, KS  
(US)

(73) Assignee: **Quality Craft Industries Inc.**, Surrey,  
British Columbia (CA)

(\*\*) Term: **14 Years**

(21) Appl. No.: **29/368,212**

(22) Filed: **Aug. 20, 2010**

(51) **LOC (9) Cl.** ..... **03-01**

(52) **U.S. Cl.** ..... **D3/284; D3/905**

(58) **Field of Classification Search** ..... D3/272-273,  
D3/276, 280, 283-284, 286, 294-295, 315,  
D3/905, 260; D6/445, 492; D34/19; 206/372-373,  
206/349; 312/330.1, 350, 351.3, 902  
See application file for complete search history.

(56) **References Cited**

**U.S. PATENT DOCUMENTS**

1,405,422	A *	2/1922	Kennedy	.....	220/810
D321,090	S *	10/1991	Dickinson	.....	D3/294
5,857,757	A *	1/1999	Bieker et al.	.....	312/351.3
D611,273	S *	3/2010	Kohagen et al.	.....	D6/492
D645,249	S *	9/2011	Chang	.....	D3/284

**OTHER PUBLICATIONS**

Photograph of prior art A6 toolbox manufactured by Montezuma  
Mfg. with parallel sides.

\* cited by examiner

*Primary Examiner* — Catheri Oliver

(74) *Attorney, Agent, or Firm* — Shook, Hardy & Bacon  
L.L.P.

(57) **CLAIM**

The ornamental design for a toolbox, as shown and described.

**DESCRIPTION**

FIG. 1 is a front perspective view of a toolbox of the present  
invention;

FIG. 2 is a front elevation view thereof;

FIG. 3 is a right side elevation view thereof, the left side being  
a mirror image thereof; and,

FIG. 4 is a top plan view thereof.

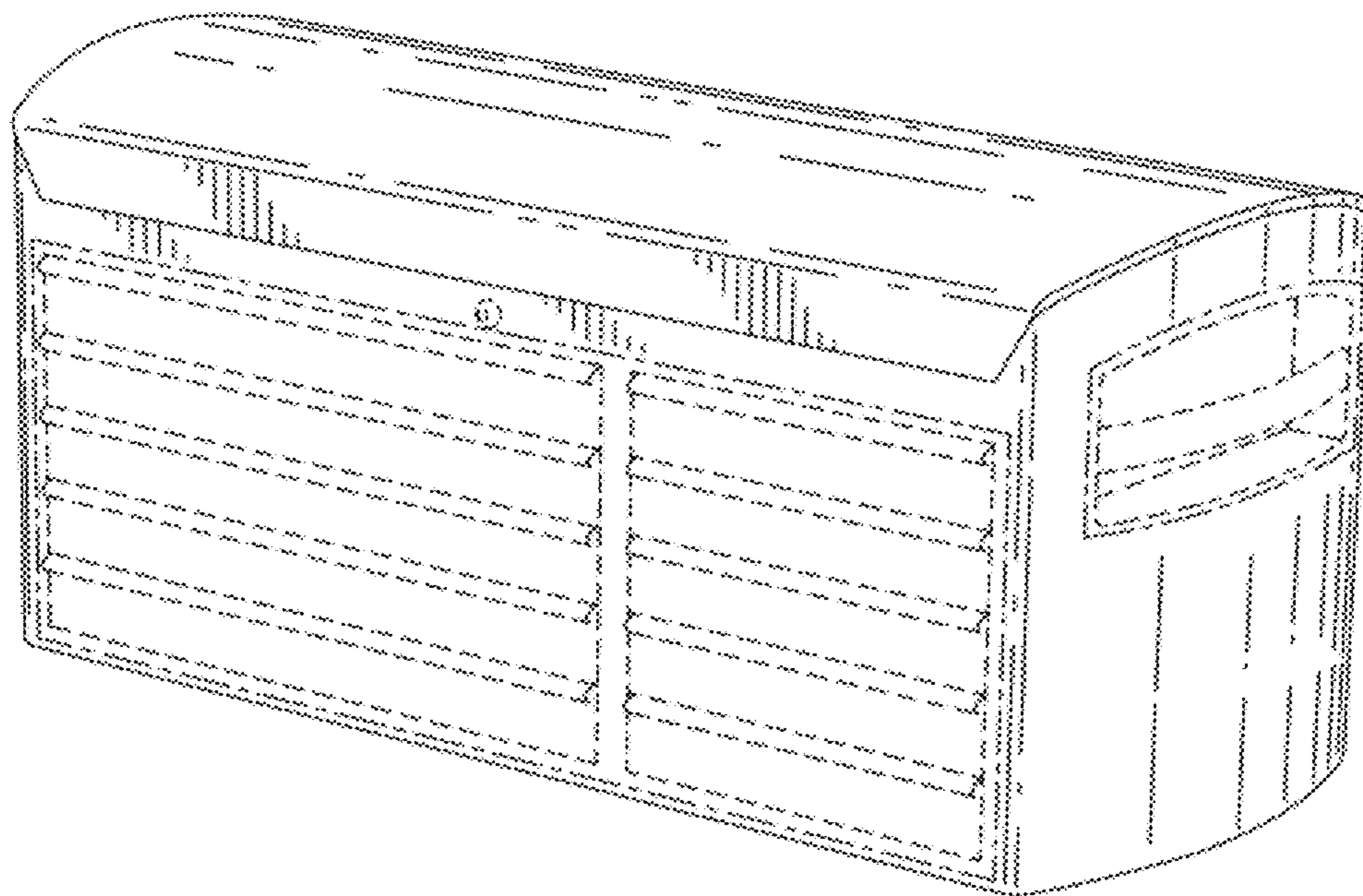
Rear elevation and bottom plan views, have been omitted as  
they do not form a portion of the claimed design.

The evenly spaced broken lines shown in the drawings are  
directed to environment, are for informational purposes only,  
and form no part of the claimed design.

The long and short broken lines are boundary lines which  
define the bounds of the claimed design. These boundaries do  
not exist in reality in the article embodying the design. It is  
understood that the claimed design extends to these bound-  
aries but do not include the boundaries.

The surface shading lines on the claimed portion are provided  
only to indicate the character and/or any contour or curvature  
of the surfaces. They do not indicate color, texture, markings  
that actually exist thereon, indicia, graphic representations,  
surface treatment, or any other ornamentation applied to the  
article.

**1 Claim, 2 Drawing Sheets**



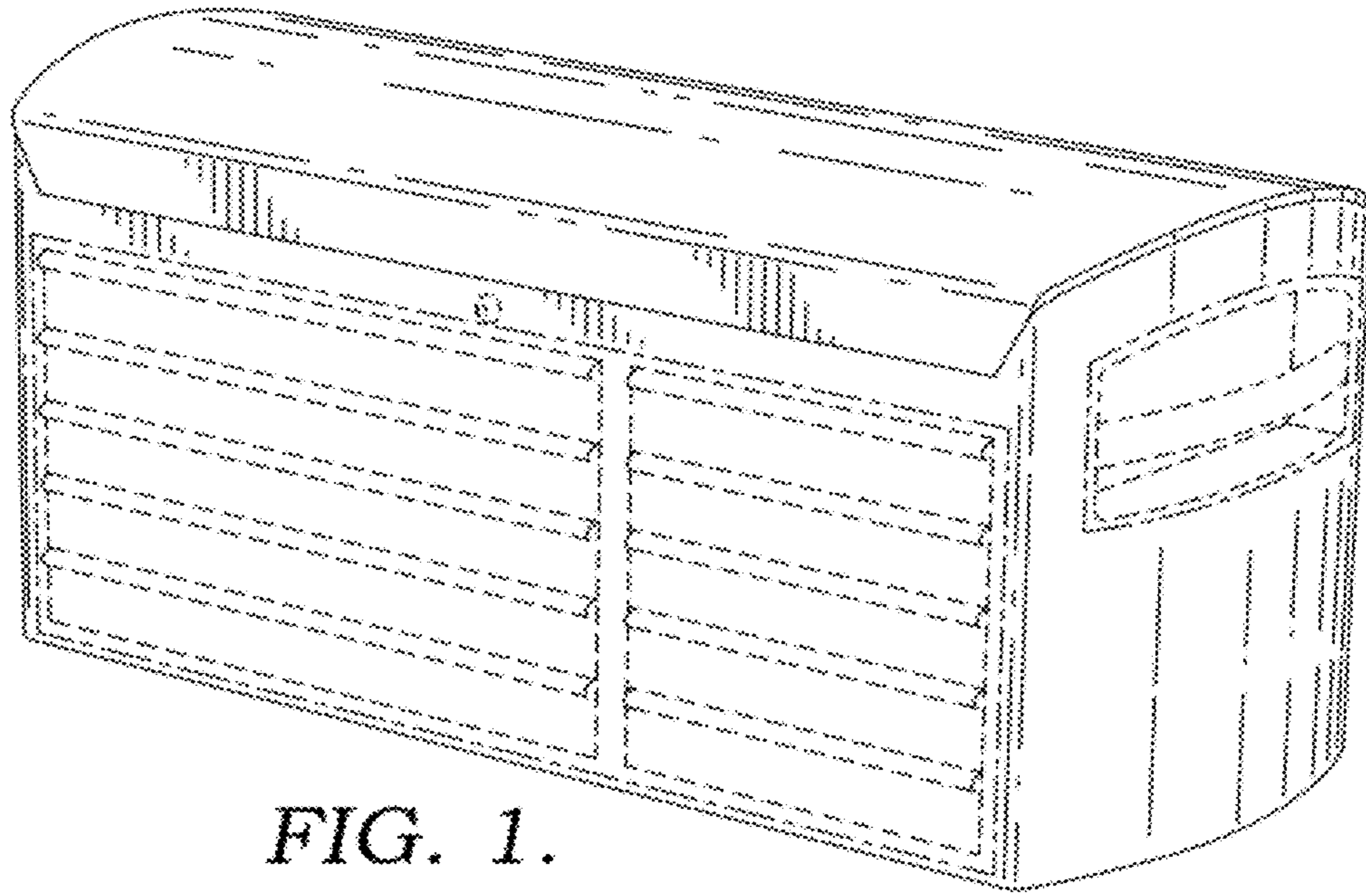


FIG. 1.

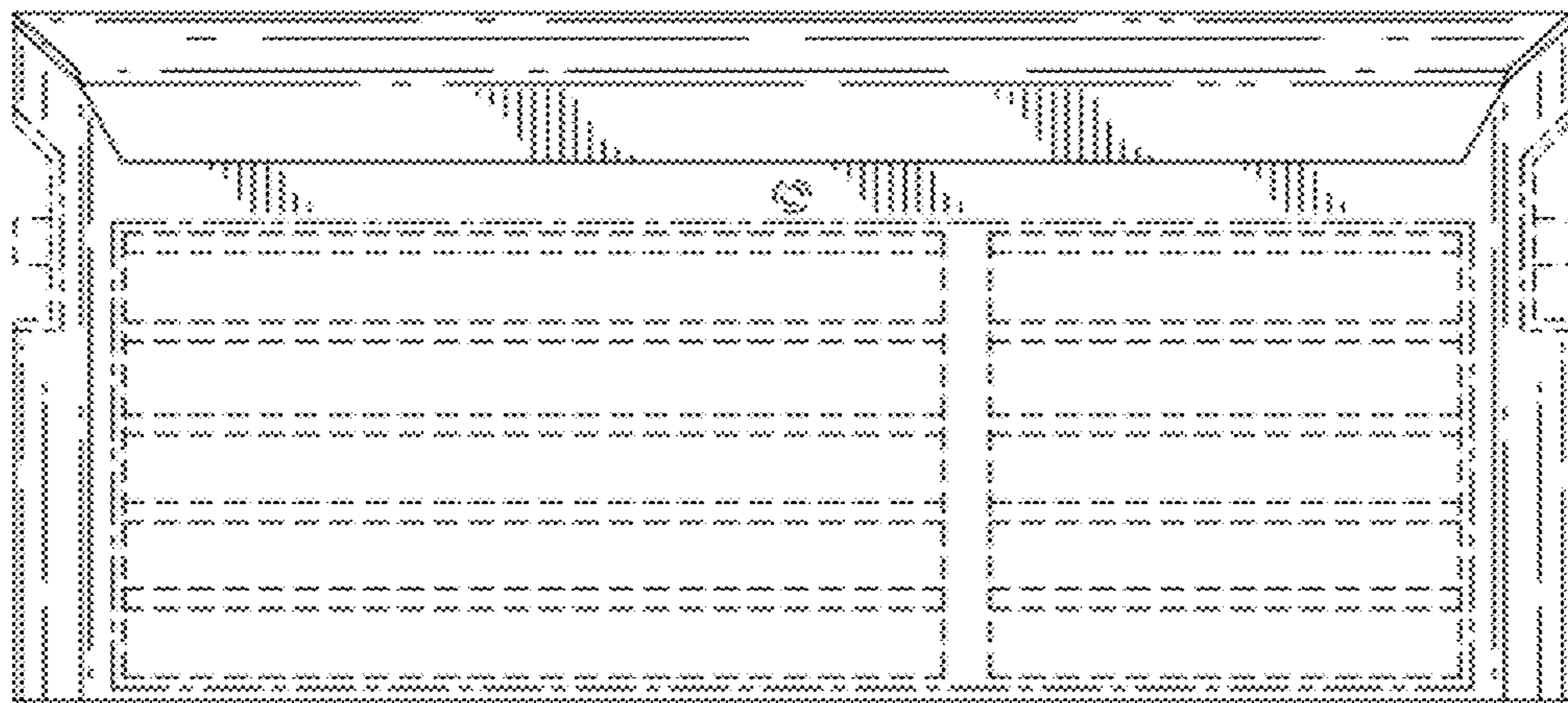
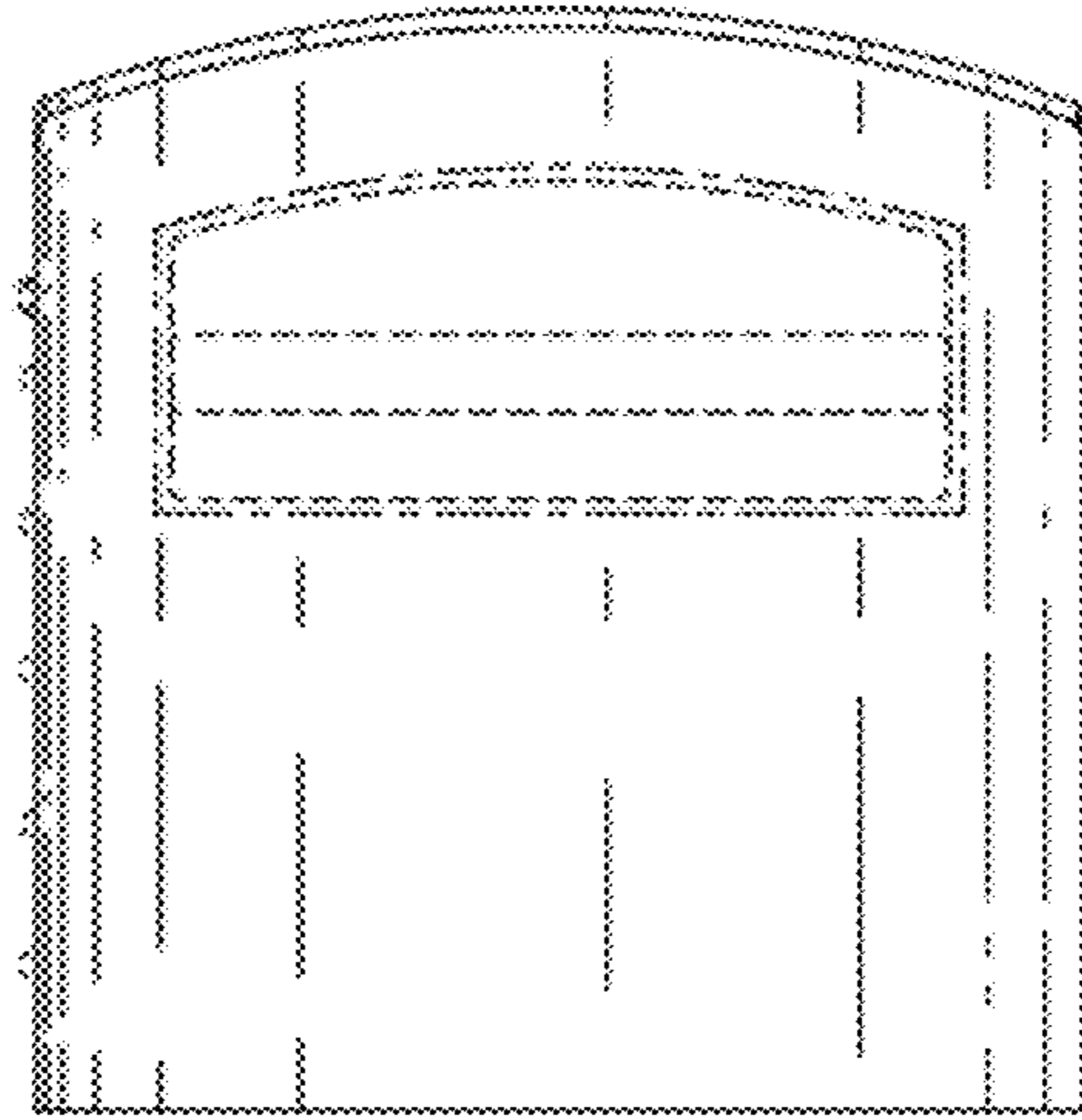



FIG. 2.



*FIG. 3.*



*FIG. 4.*