



US00D666800S

(12) **United States Design Patent**  
**Edwards**

(10) **Patent No.:** **US D666,800 S**

(45) **Date of Patent:** **\*\* Sep. 11, 2012**

(54) **CONVERTIBLE FOOTWEAR**

(76) Inventor: **Danette Edwards**, Charlotte, NC (US)

(\*\*) Term: **14 Years**

(21) Appl. No.: **29/374,843**

(22) Filed: **Oct. 14, 2011**

(51) **LOC (9) Cl.** ..... **02-04**

(52) **U.S. Cl.** ..... **D2/970; D2/911**

(58) **Field of Classification Search** ..... D2/896,  
D2/900, 902, 909-913, 946, 969, 970, 972-974;  
36/45, 50.1, 77 M, 77 R, 83, 88, 113, 114,  
36/126-181

See application file for complete search history.

(56) **References Cited**

**U.S. PATENT DOCUMENTS**

1,927,420	A *	9/1933	Sapluk	.....	36/45
D101,277	S *	9/1936	Issaly	.....	D2/910
D105,890	S *	8/1937	Mondl	.....	D2/911
4,103,440	A	8/1978	Lawrence		
D256,178	S *	8/1980	Rigon	.....	D2/910
4,377,042	A	3/1983	Bauer		
4,887,369	A	12/1989	Bailey et al.		
5,083,385	A	1/1992	Halford		
5,423,134	A	6/1995	Bagnaia et al.		
5,501,022	A	3/1996	Cohn		
5,544,430	A	8/1996	Jacko		
5,740,559	A	4/1998	Thiel		
5,992,058	A	11/1999	Jneid		
6,349,486	B1	2/2002	Lin		

D500,583	S *	1/2005	Belley et al.	.....	D2/970
6,931,766	B2	8/2005	Greene		
D527,872	S *	9/2006	Choi	.....	D2/910
D575,051	S	8/2008	Bartee		
D602,685	S	10/2009	Bartee		
7,614,165	B2	11/2009	Curry		
7,669,352	B2	3/2010	Stefani		
D635,749	S *	4/2011	Wolff	.....	D2/910
8,028,441	B2	10/2011	Stefani		
2008/0184458	A1	8/2008	Moeszinger		
2010/0186259	A1	7/2010	Garza		

\* cited by examiner

*Primary Examiner* — Robert M Spear

*Assistant Examiner* — Rashida C McCoy

(74) *Attorney, Agent, or Firm* — Schwartz Law Firm, P.C.

(57) **CLAIM**

I claim the ornamental design for convertible footwear, as shown and described.

**DESCRIPTION**

FIG. 1 is a perspective view of convertible footwear, showing my new design;

FIG. 2 is a further perspective view thereof;

FIG. 3 is a left side view thereof;

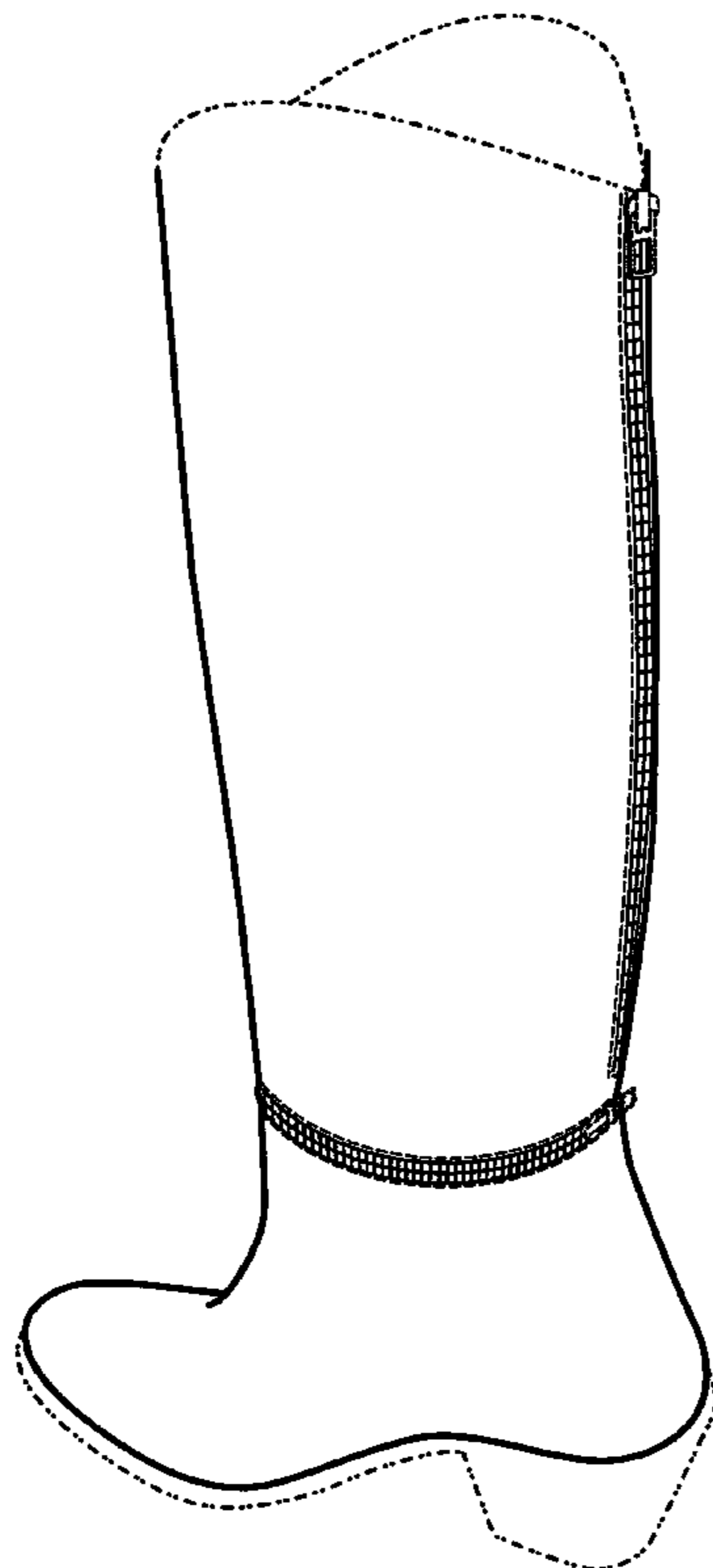
FIG. 4 is a right side view thereof;

FIG. 5 is a rear view thereof; and,

FIG. 6 is a front view thereof.

The broken lines illustrate environmental structure and form no part of the claimed design.

**1 Claim, 5 Drawing Sheets**



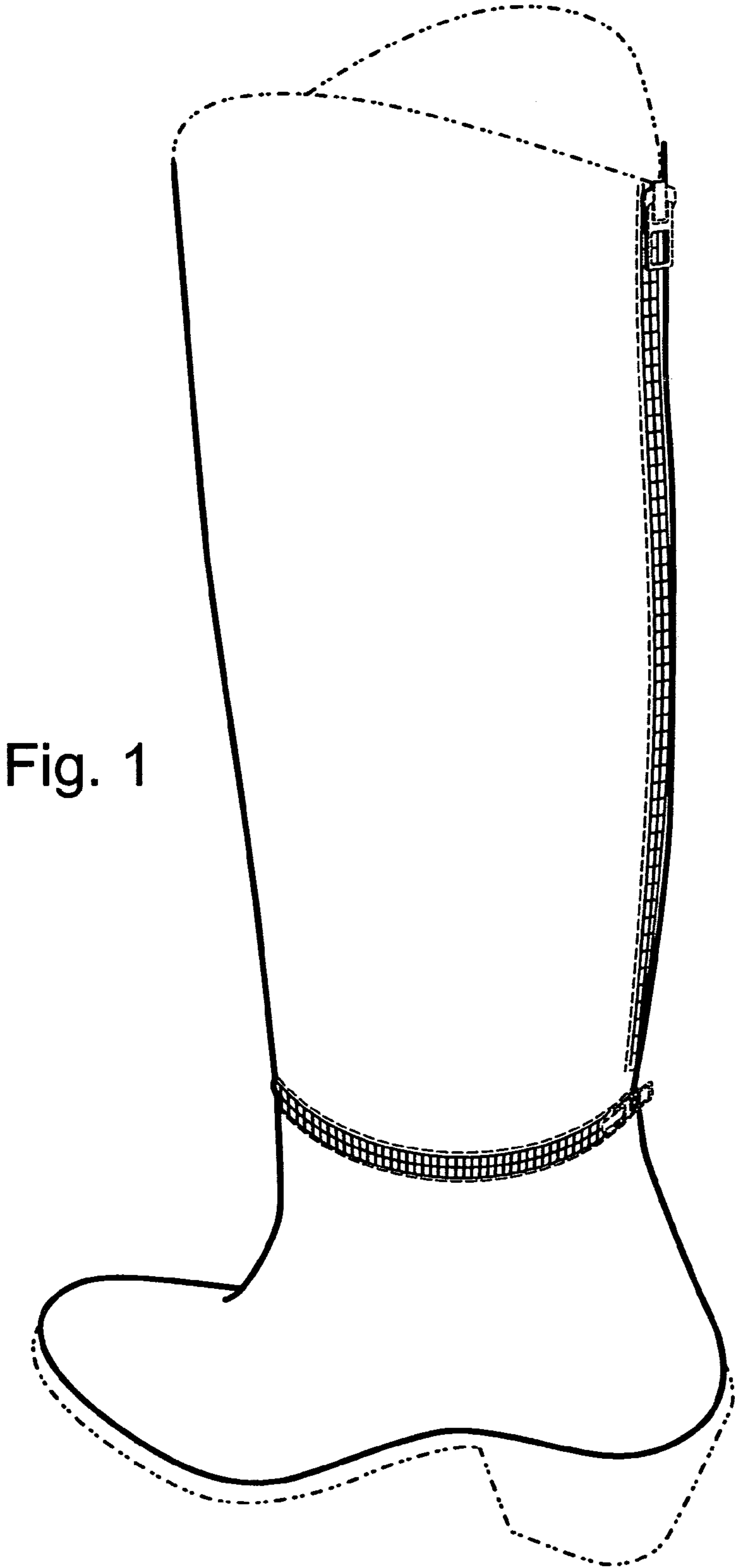


Fig. 1

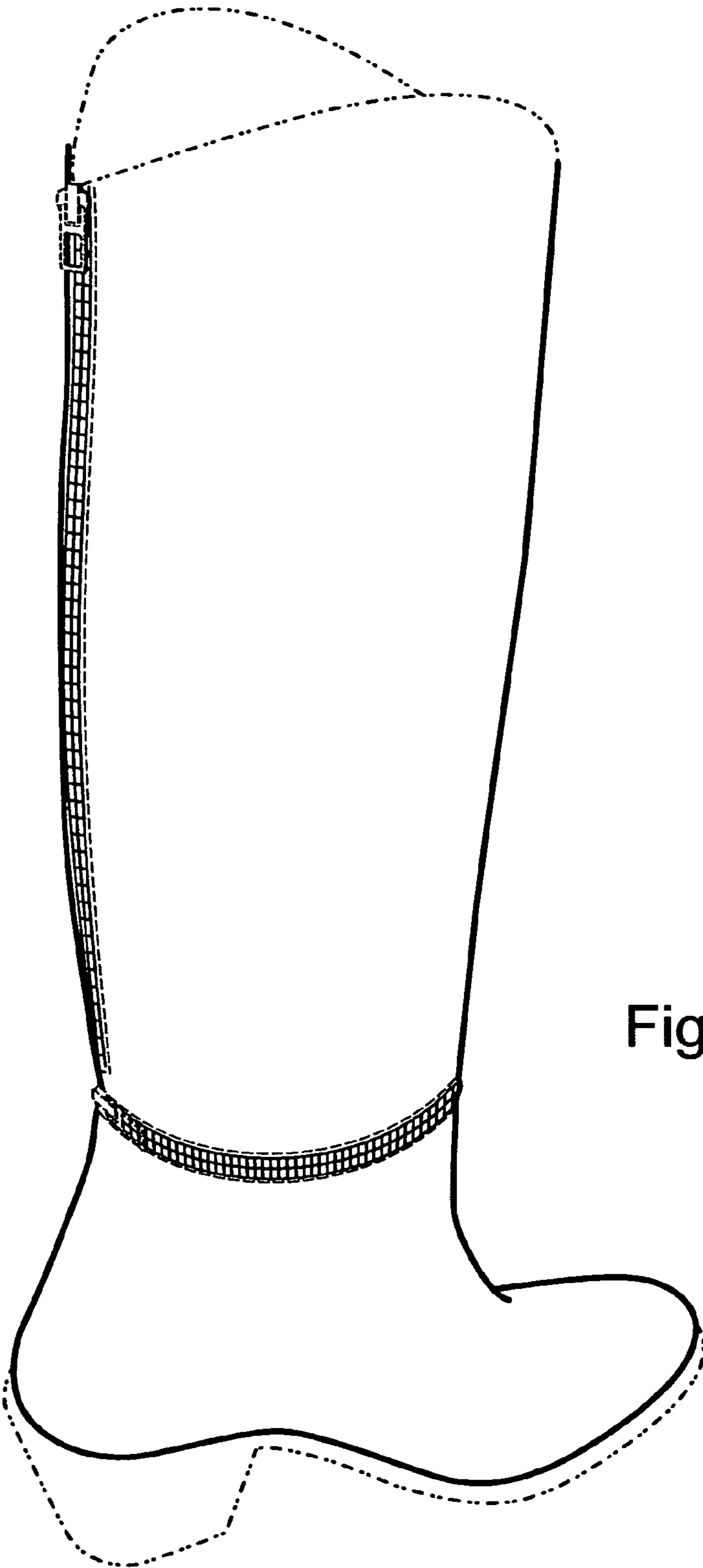
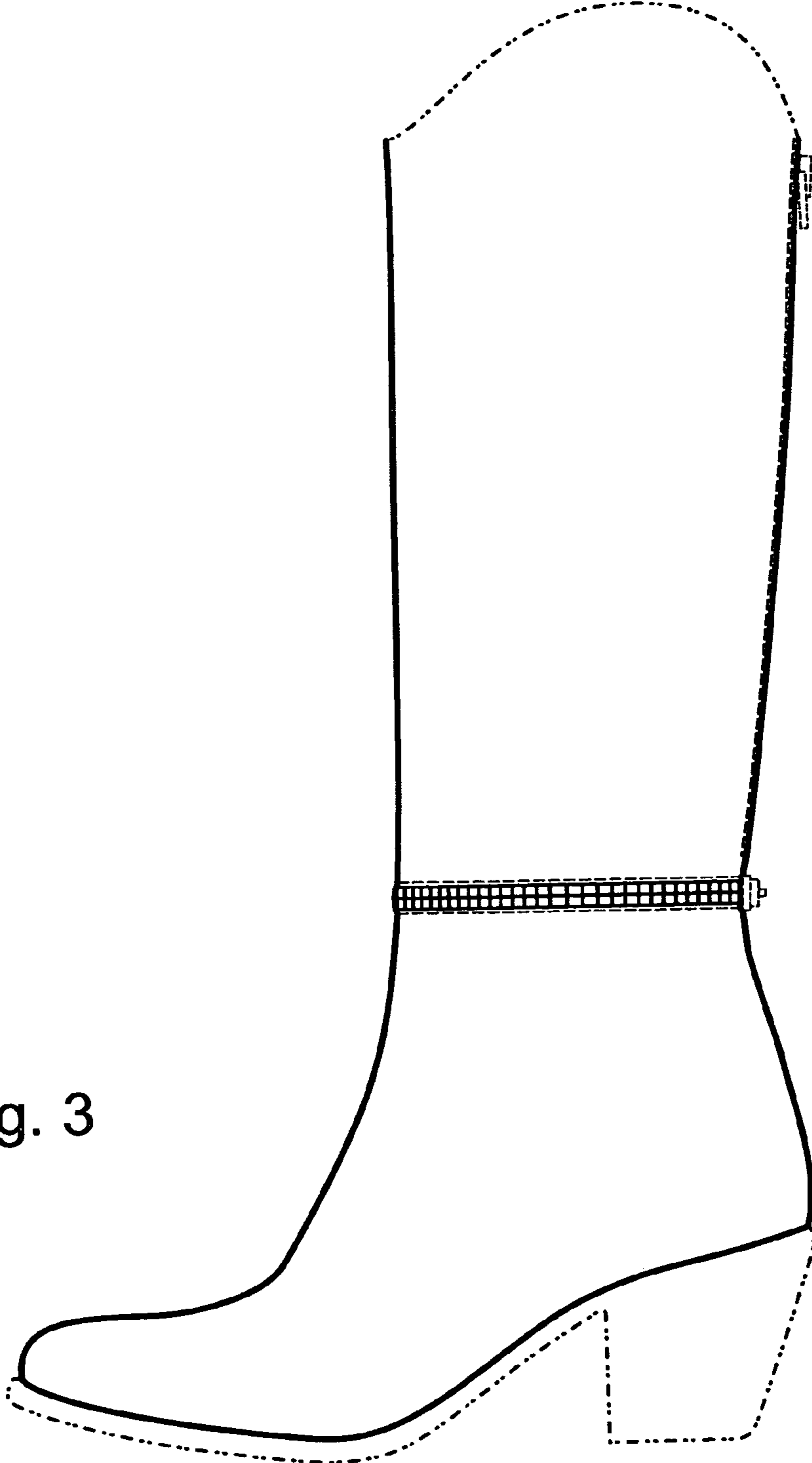


Fig. 2

Fig. 3



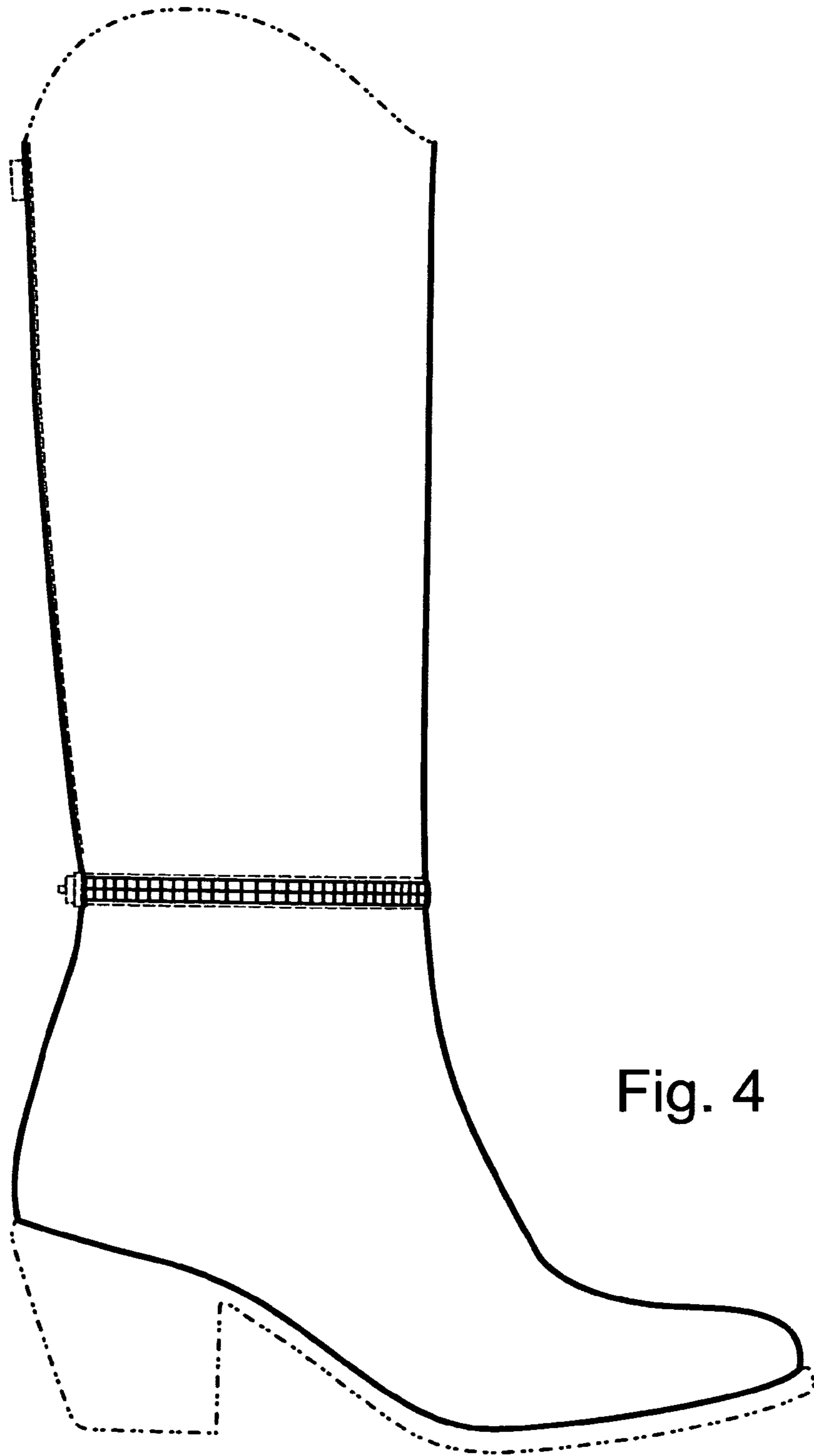


Fig. 4

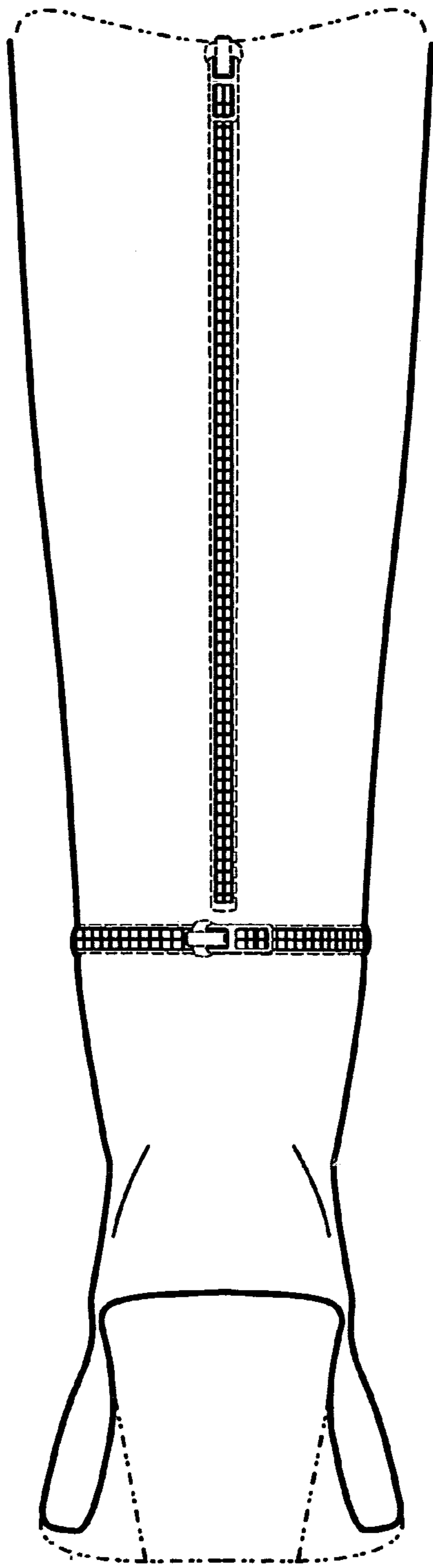


Fig. 5

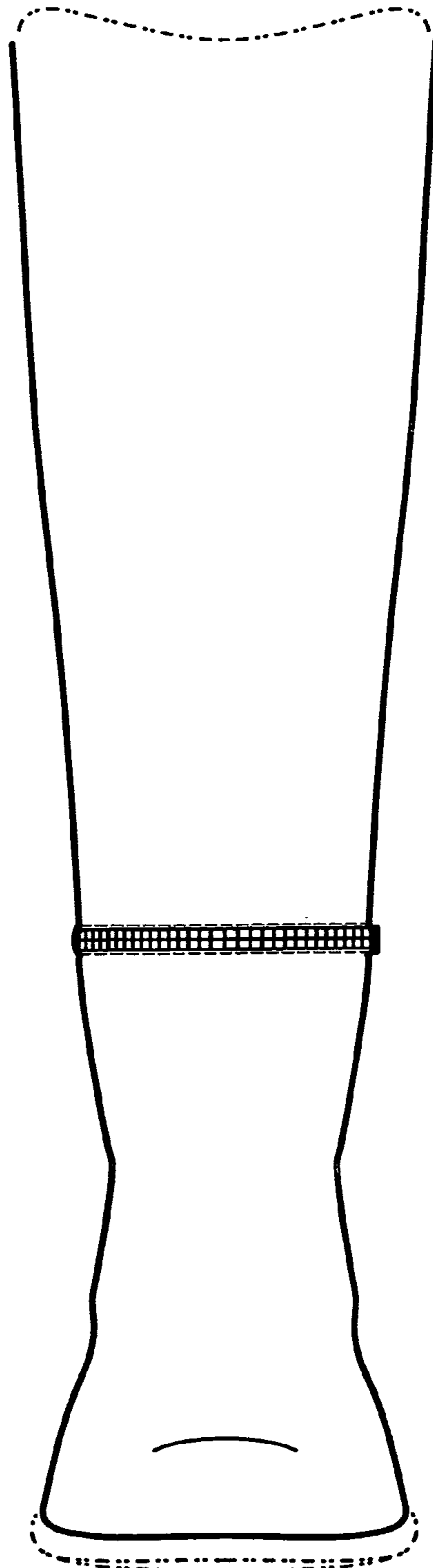


Fig. 6