

US00D666790S

(12) **United States Design Patent**
Eisenberg et al.

(10) **Patent No.:** **US D666,790 S**
(45) **Date of Patent:** **** Sep. 11, 2012**

(54) **COLLAR STAY CARD**

(75) Inventors: **Jordan D. Eisenberg**, Denver, CO (US);
Randall S. Kaplan, Los Angeles, CA
(US)

(73) Assignee: **CollarCard, LLC**, Los Angeles, CA
(US)

(**) Term: **14 Years**

(21) Appl. No.: **29/392,446**

(22) Filed: **May 20, 2011**

(51) **LOC (9) Cl.** **02-02**

(52) **U.S. Cl.** **D2/859**

(58) **Field of Classification Search** D2/853,
D2/859, 602, 609; 2/132, 255-263; 223/84
See application file for complete search history.

(56) **References Cited**

U.S. PATENT DOCUMENTS

431,299	A *	7/1890	Wheeler	2/260
2,595,112	A *	4/1952	Story	206/460
D507,205	S *	7/2005	Bier et al.	D2/859
D640,042	S *	6/2011	Biancamano	D2/859
D652,606	S *	1/2012	Eisenberg	D2/609
2004/0113418	A1 *	6/2004	Bullen	283/56
2005/0160520	A1 *	7/2005	Forrest	2/255
2007/0204374	A1 *	9/2007	Bier et al.	2/60
2008/0134410	A1 *	6/2008	Eisenberg	2/132
2009/0019619	A1 *	1/2009	Shweky	2/258

2009/0144879	A1 *	6/2009	Newberry	2/132
2010/0088801	A1 *	4/2010	Spiros	2/132
2012/0151661	A1 *	6/2012	Boos	2/258

OTHER PUBLICATIONS

Volt Company Store. <http://www.voltcompanystore.com/product.asp?specific=1136>. Aug. 2008. "Collar Stays".*
Collar Card. <http://www.collarcard.com/dry-cleaners.html>. Copyright 2008. Collar Cards.*

* cited by examiner

Primary Examiner — Rashida Johnson

(74) Attorney, Agent, or Firm — Holland & Hart LLP

(57) **CLAIM**

The ornamental design for a collar stay card, as shown and described.

DESCRIPTION

FIG. 1 is a top perspective view of the collar stay card, showing our new design;

FIG. 2 is a rear elevation view of the design illustrated in FIG. 1;

FIG. 3 is a left side elevation view of the design illustrated in FIG. 1;

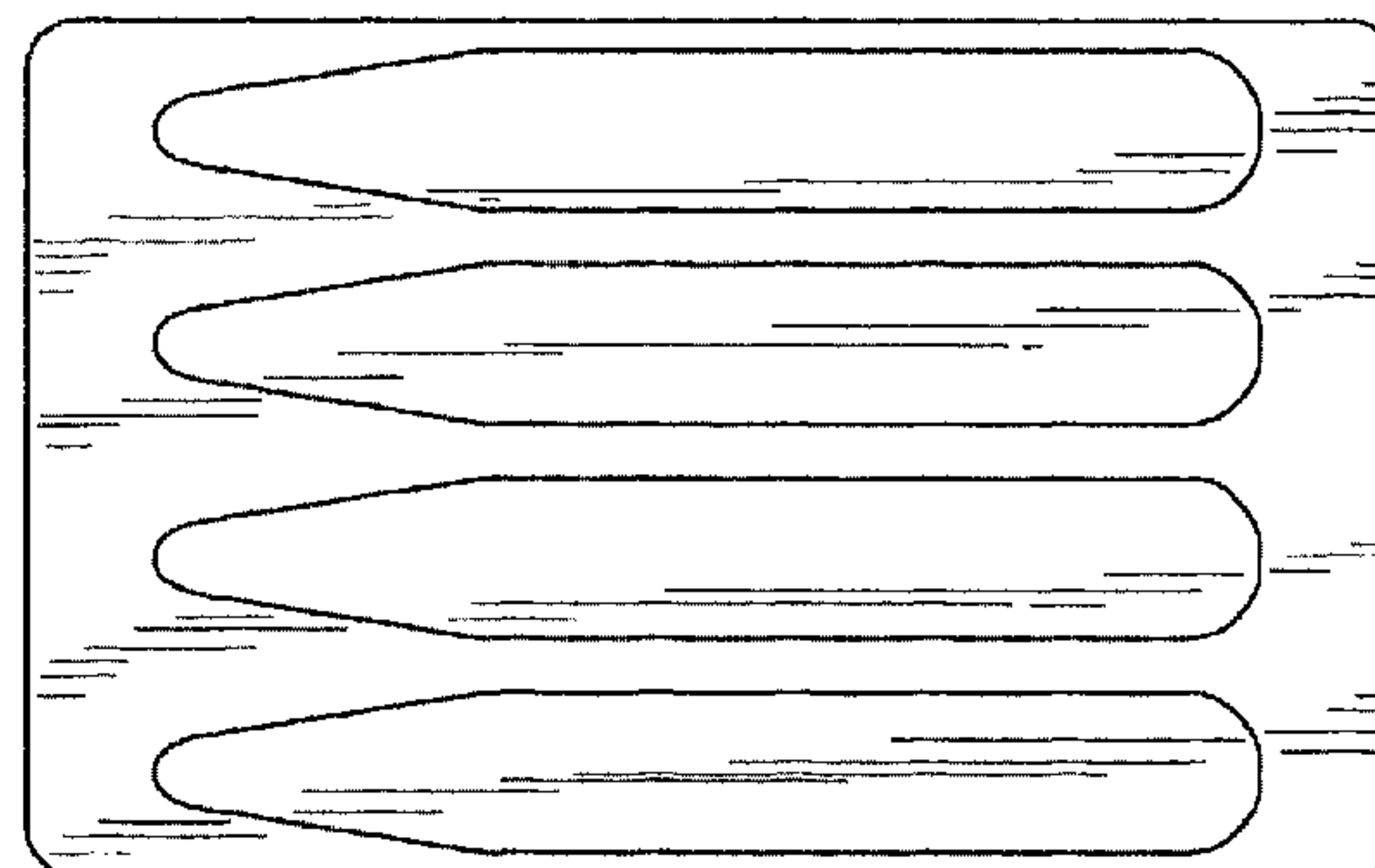
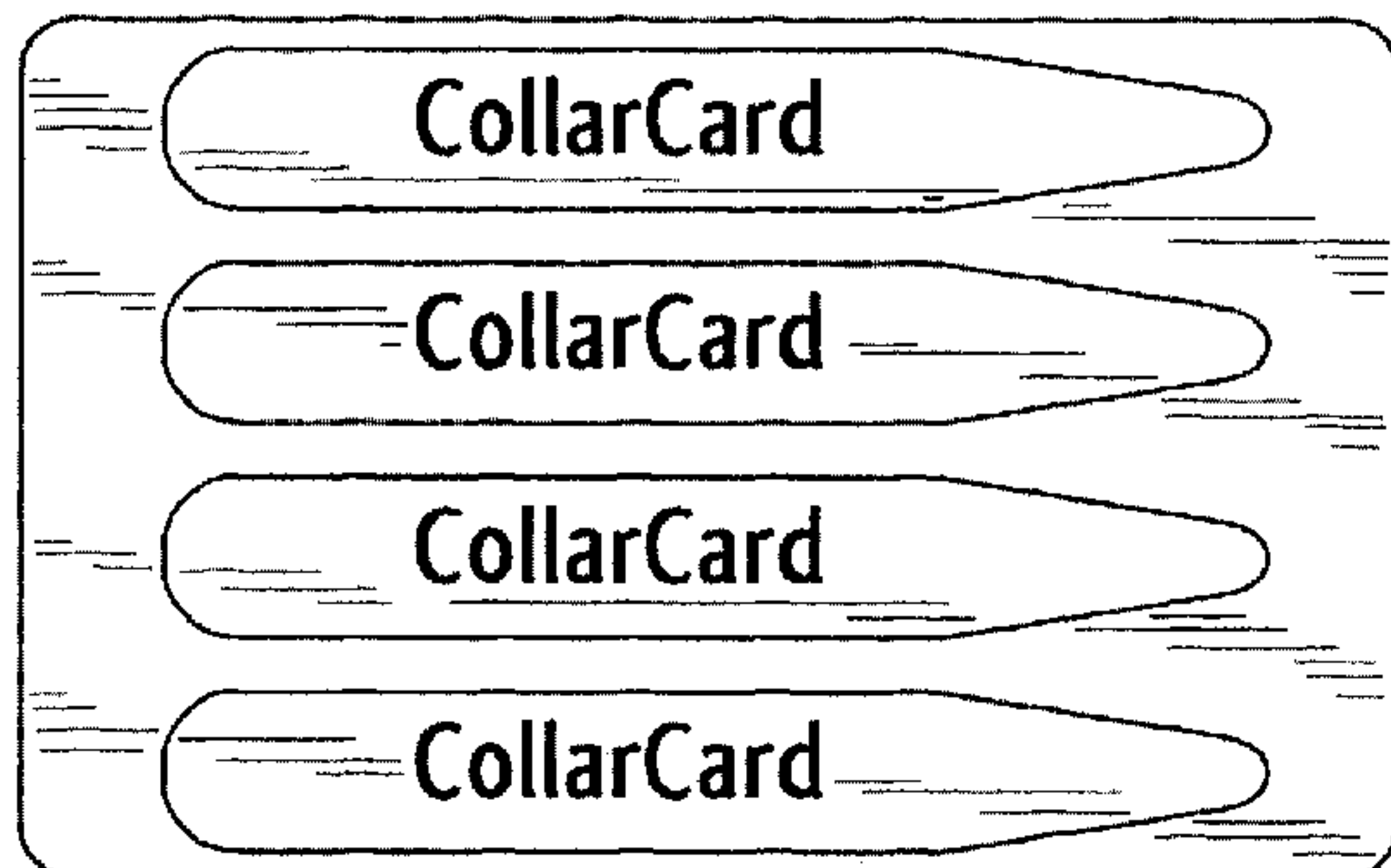
FIG. 4 is a top view of the design illustrated in FIG. 1;

FIG. 5 is a right side view of the design illustrated in FIG. 1;

FIG. 6 is a front elevation view of the design illustrated in FIG. 1; and,

FIG. 7 is a bottom view of the design illustrated in FIG. 1.

1 Claim, 2 Drawing Sheets



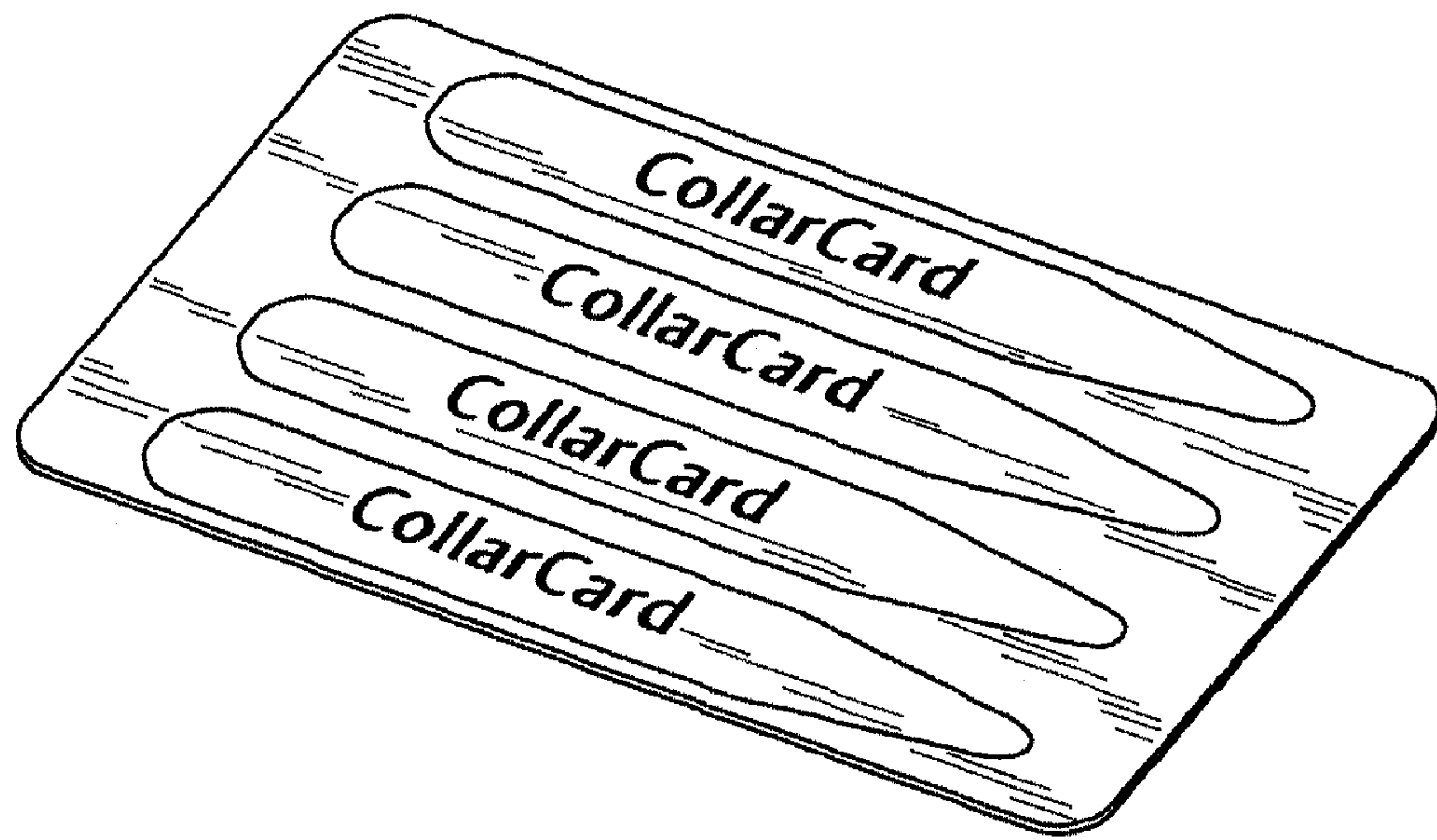


FIG.1



FIG.2




FIG.3

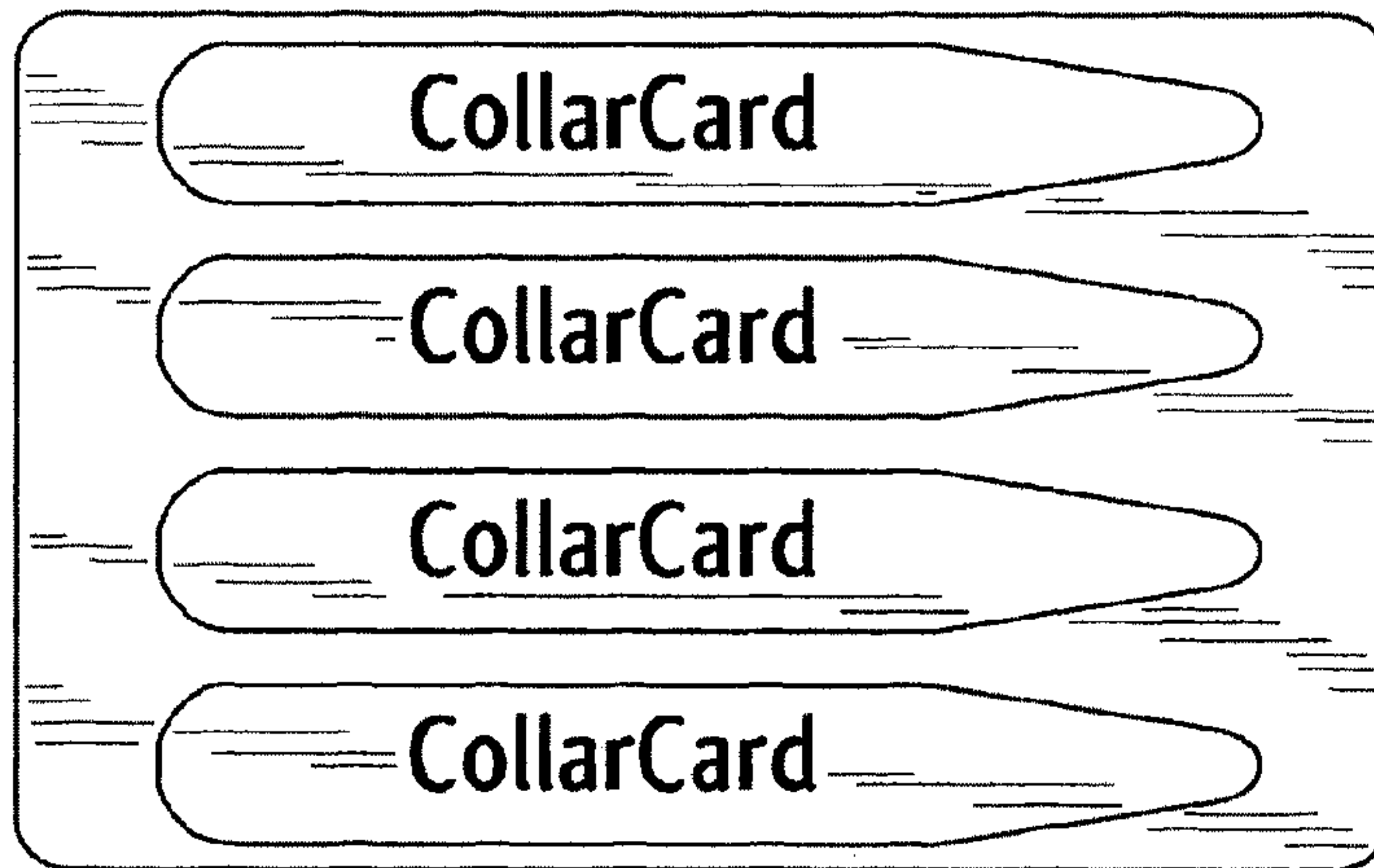


FIG.4



FIG.5



FIG.6

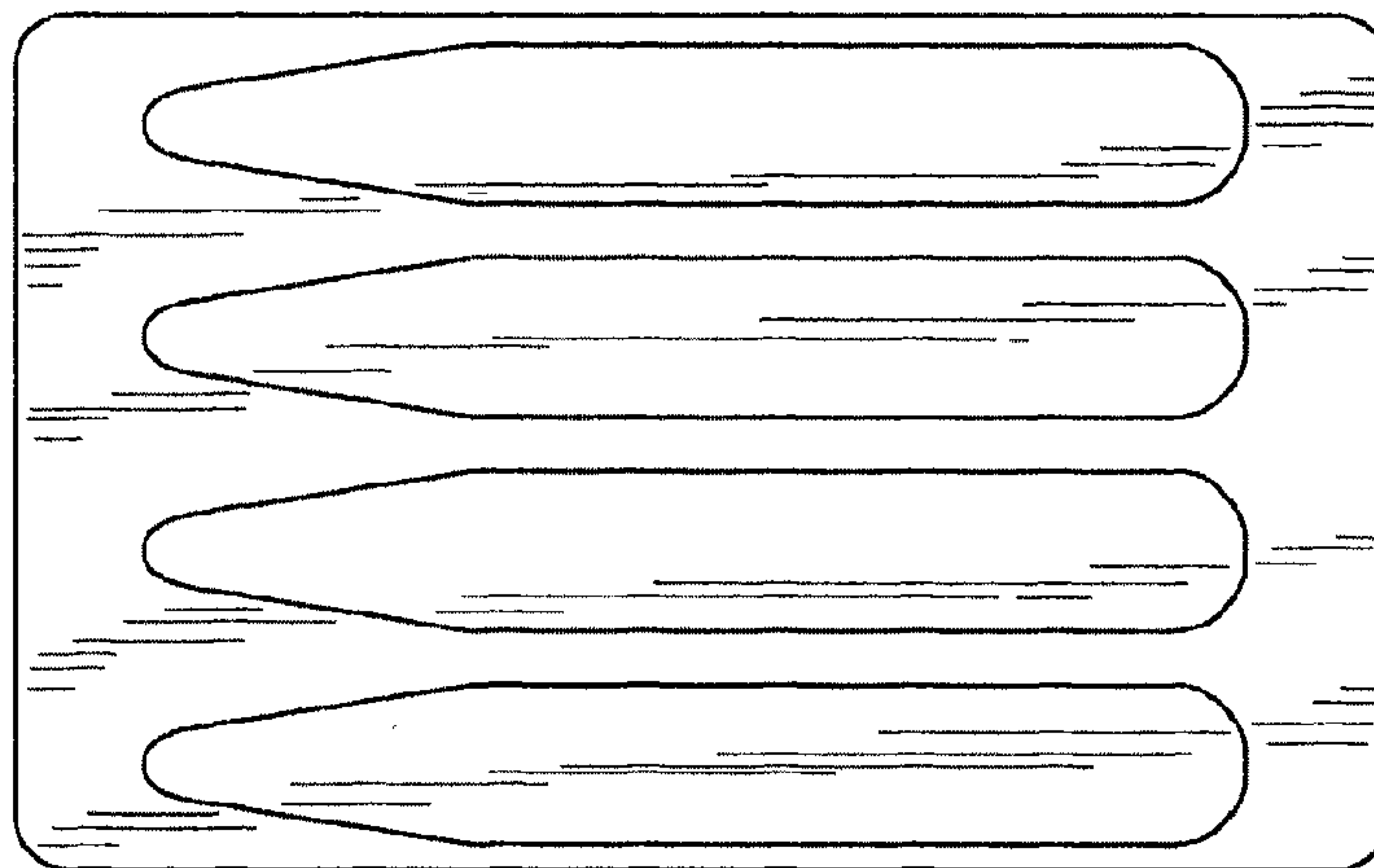


FIG.7